

<b>Roadstone Ltd.</b>	
<b>South Quarry Separation Berm Construction</b>	
	<b>Pages 3</b>
	<b>Document Number: 002</b>
	<b>Date:</b>
	<b>Approved By: LG</b>

### **Berm Construction**

1. The berm will be constructed on the line separating the Waste facility from the other parts of the quarry floor (Fig. 1. the beginning of berm construction).
2. The Separation Berm will be constructed in 5-meter-high lifts from the base of the quarry floor.
3. The top of the berm will be 6 meters wide to allow movement of quarry traffic & safety berm. The base will be 12m meters wide, constructed in 1 meter lifts and compacted using laden 40 ton articulated dump trucks and a sheep-foot compaction roller (Fig. 2, 3 & 4).
4. When material on either side reaches within 1 meter of the top of the berm, the next 5 meter lift of the berm will be constructed, this will allow for the berm to lift at the same rate as the infill of the waste licence area.
5. The material for this berm will be sourced from the Huntstown location and will be made of suitable material excess to requirements. Central quarry clay/screening from quarry blasts etc.
6. Roadstone have operated Huntstown quarry for over 8 years with an Inert soil and stone waste facility and an Art 27 soil and stone facility.
7. The co-location will enable soil and stone that does not have to be treated as waste and classified under Art 27 process's, especially greenfield soil and stone.

**Roadstone Ltd.**

**South Quarry Separation Berm Construction**

Pages 3

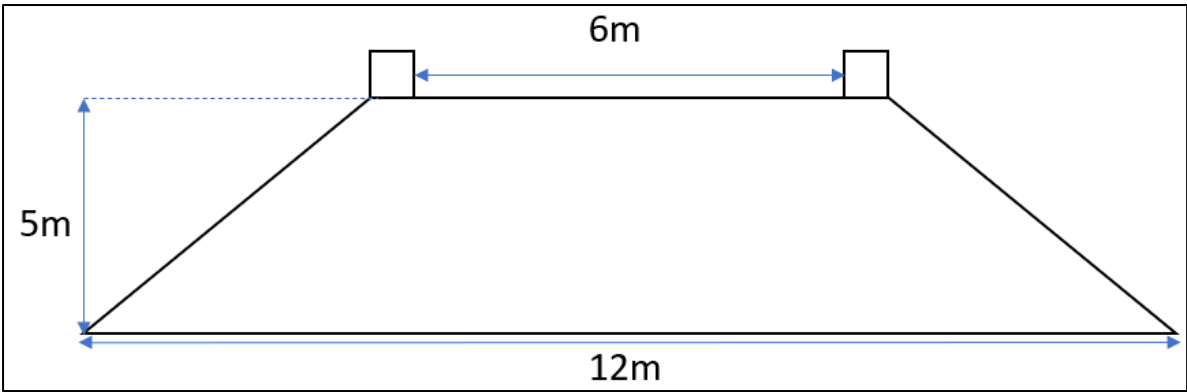
Document Number: 002

Date:

Approved By: LG



**Fig. 1. Showing the beginning of berm construction.**



**Fig. 2. Diagram of berm dimensions.**

<b>Roadstone Ltd.</b>	
<b>South Quarry Separation Berm Construction</b>	Pages 3
	Document Number: 002
	Date:
	Approved By: LG

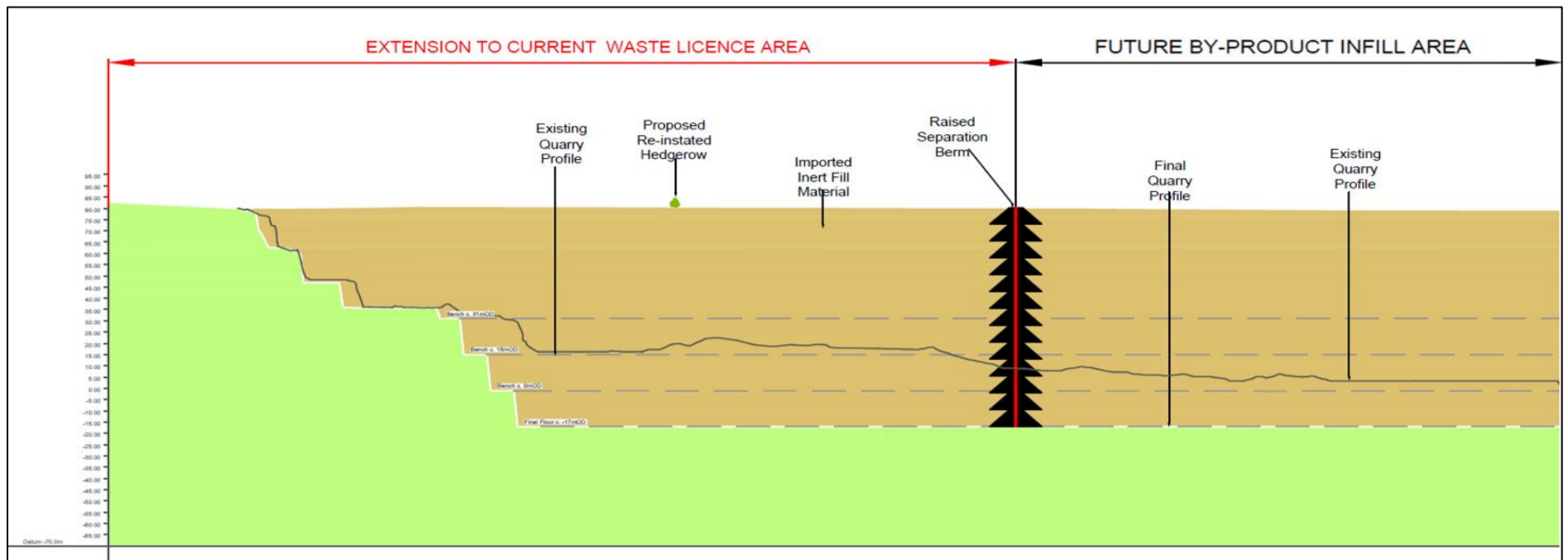


Fig. 3. Showing the restoration plan for the South quarry, along with separation berm.

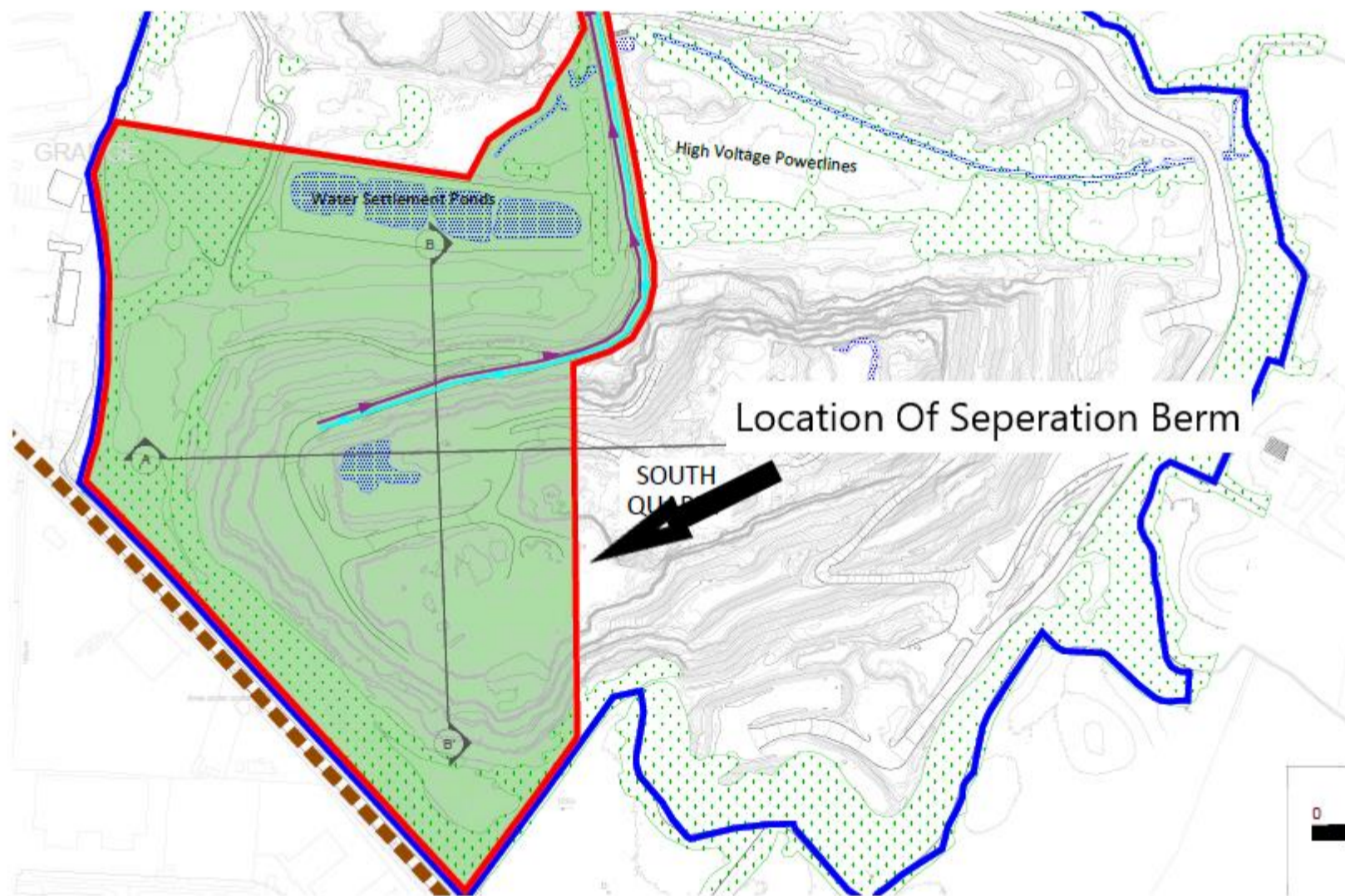


Fig 4. Location Of Separation Berm in South Quarry

**Roadstone Ltd.**

**South Quarry Separation Berm Construction**

**Pages 3**

**Document Number: 002**

**Date:**

**Approved By: LG**