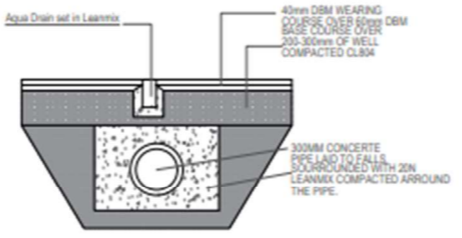


**PLANTING INDEX**

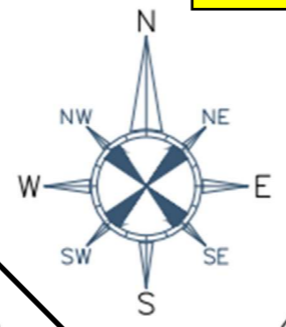
KEY	COMMON BOTANICAL NAME	SIZE	MATURE	QTY	
	Fagus Sylvatica	Beech	14-16 cm	40yrs	40
	Crataegus Monogyna	Hawthorn	12-14 cm	10yrs	40
	Sorbus Aucuparia	Rosalea	12-14 cm	30yrs	40
	Fraxinus excelsior	Ash	12-14 cm	35yrs	40
	Alnus Glutinosa	Alder	12-14 cm	35yrs	40
	White Thorn, Dog Rose, Bramble, Blackberry	Hedge	12-14 cm	4yrs	1000

**Notes along site boundaries:**  
 WHITE THORN, DOG ROSE, BRAMBLE, BLACKBERRY BY AND ALONG SITE BOUNDARIES TO BE PLANTED.  
 Note: Trees and planting to be planted during first planting season (October - March) after completion of building and site works.  
 All trees to be staked and fed properly. Any failures to be replaced in the following season.



- Existing Poultry House
- Proposed Poultry House
- Proposed Concrete Apron
- Neighbouring Sheds/Garages
- Site Boundary

SITE Area = 319 Hectares or 7.9 Acres



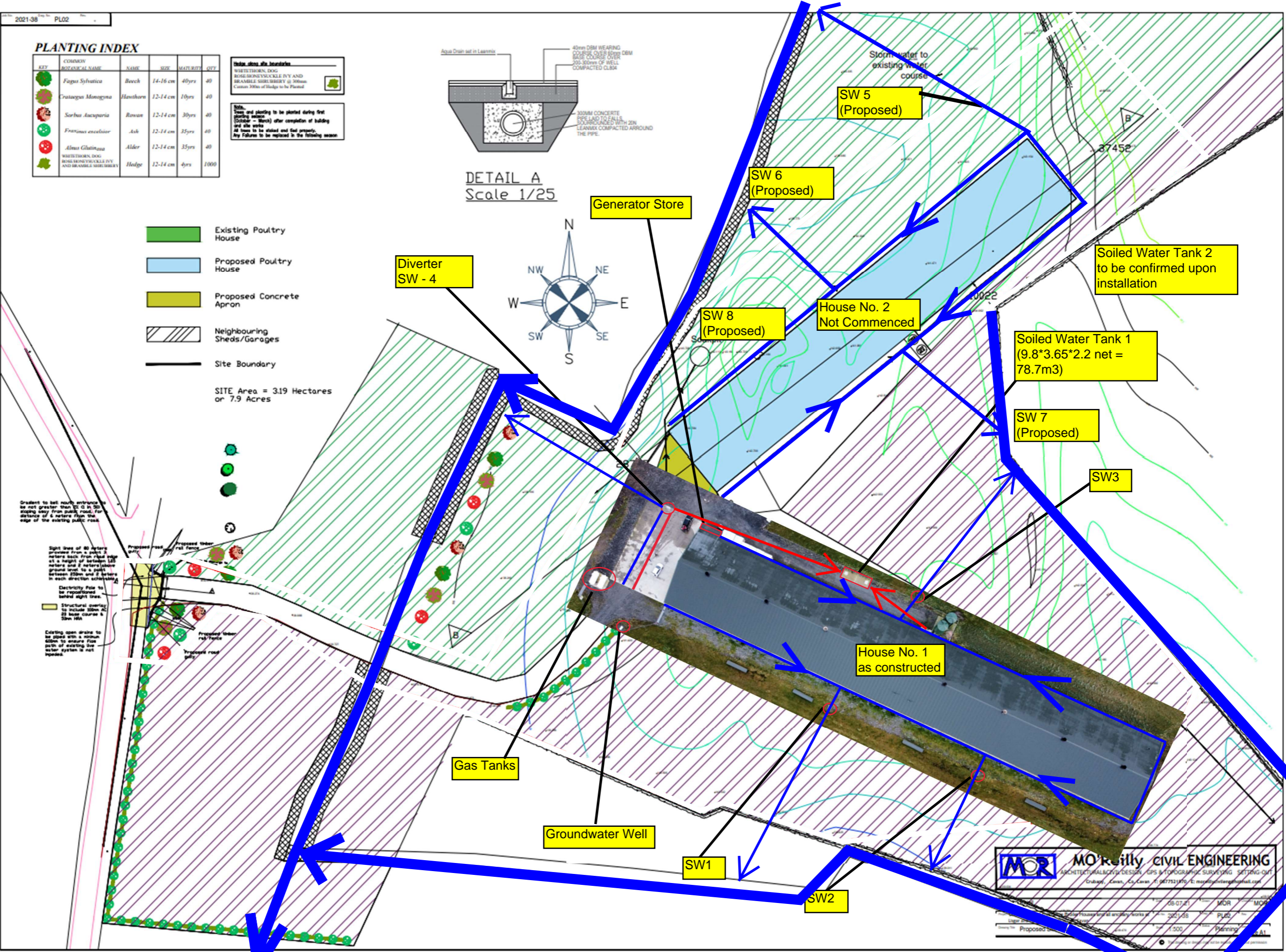
Gradient to bell mouth entrance to be not greater than 1:4 to 1:50 sloping away from public road. For distance of 6 meters from the edge of the existing public road.

Sight line of 80 meters to be provided from a point 2 meters back from road edge at a height of between 1.2 meters and 2 meters above ground level to a point between 250m and 300m in each direction.

Electricity Pole to be repositioned behind sight line.

Structural survey to include 30m AC 25 base course & 50m 10A.

Existing open drains to be pipes with a minimum 60mm to ensure free path of existing live water system if not replaced.



**MOR** **MO'Reilly CIVIL ENGINEERING**  
 ARCHITECTURAL/CIVIL DESIGN, GPS & TOPOGRAPHIC SURVEYING, SETTING OUT  
 10000 Highway 100, Suite 100, Mississauga, ON L4V 1V9, Canada  
 Tel: 905.877.9170, Fax: 905.877.9171, Email: mor@mo-reilly.com

08-07-21 MOR MOR  
 2021-38 PL02  
 500 Planning 1/21