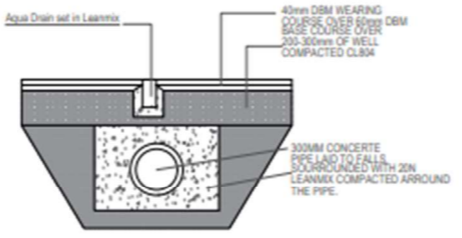


PLANTING INDEX

KEY	COMMON BOTANICAL NAME	SIZE	MATURED	QTY	
	Fagus Sylvatica	Beech	14-16 cm	40yrs	40
	Crataegus Monogyna	Hawthorn	12-14 cm	10yrs	40
	Sorbus Aucuparia	Rosalea	12-14 cm	30yrs	40
	Fraxinus excelsior	Ash	12-14 cm	35yrs	40
	Alnus Glutinosa	Alder	12-14 cm	35yrs	40
	White Thorn, Dog Rose, Honeysuckle Ivy and Bramble, Shadbush	Hedge	12-14 cm	4yrs	1000

Notes along site boundaries:
 WHITE THORN, DOG ROSE, HONEYSUCKLE IVY AND BRAMBLE SHADBUSH @ 300mm Crown 30mm of Hedge to be Planted

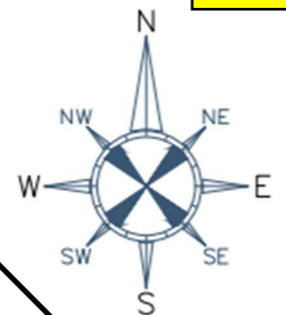
Note:
 Trees and planting to be planted during first planting season (October - March) after completion of building and site works.
 All trees to be staked and fed properly.
 Any failures to be replaced in the following season.



DETAIL A
Scale 1/25

- Existing Poultry House
- Proposed Poultry House
- Proposed Concrete Apron
- Neighbouring Sheds/Garages
- Site Boundary

SITE Area = 3.19 Hectares or 7.9 Acres



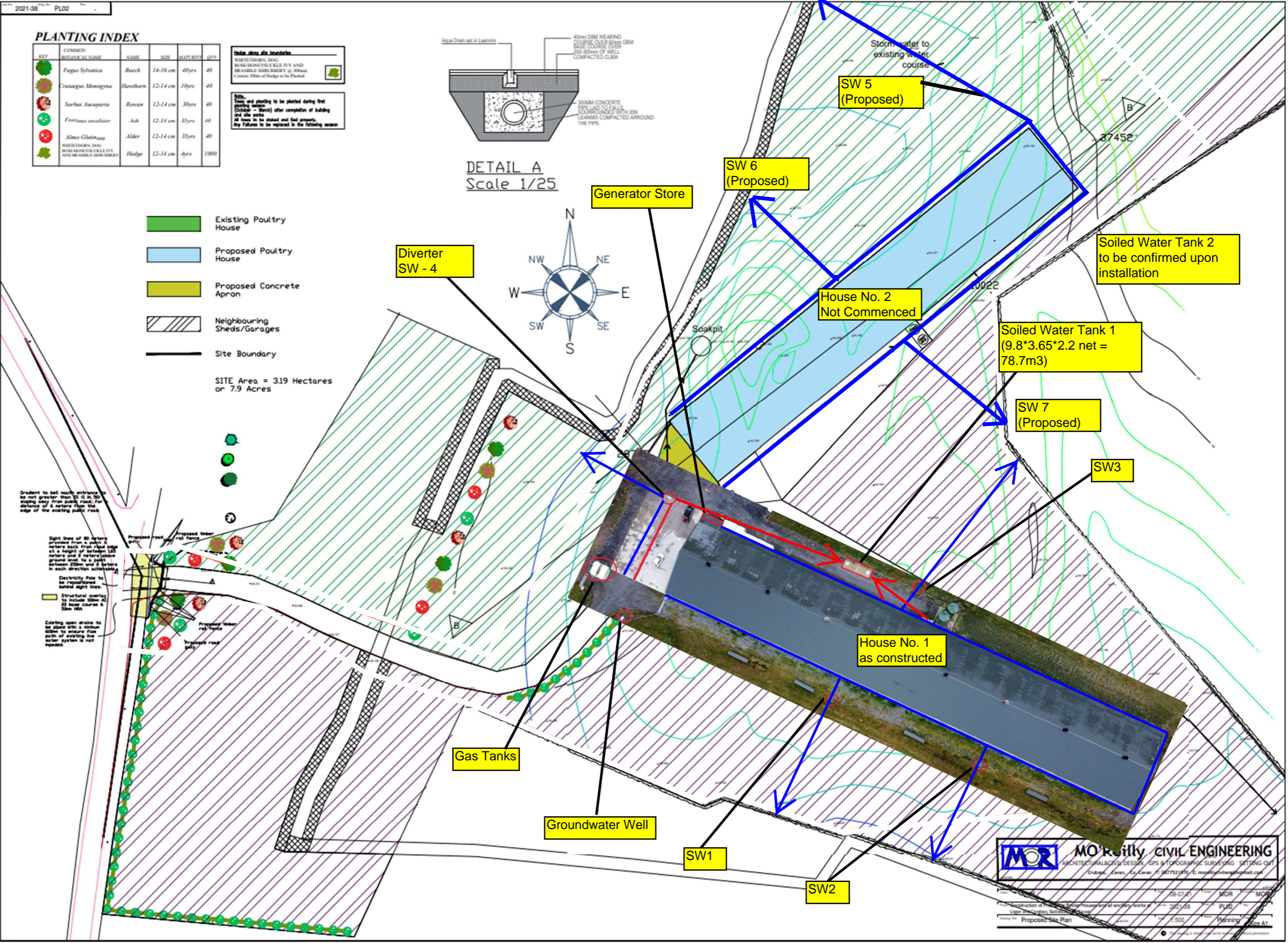
Gradient to bell north entrance to be not greater than 1:40 in 50 sloping away from public road. For distance of 6 meters from the edge of the existing public road.

Sight line of 80 meters to be maintained from a point 2 meters back from road edge at a height of between 1.2 meters and 2 meters above ground level to a point between 20m and 3 meters in each direction.

Electricity Pole to be repositioned behind sight line.

Structural queries to include 30m AC 25 base course & 5m 10A.

Existing open drains to be piped with a minimum 60mm to ensure free path of existing live water system is not impeded.



MOR **MORREILLY CIVIL ENGINEERING**
 ARCHITECTURAL/ACQUISITION DESIGN, GPS & TOPOGRAPHIC SURVEYING, SETTING OUT
 10000 Highway, Dublin 15, Ireland. Tel: 0177121970. E: morreilly@morreilly.ie

08-07-21	MOR	MOR
2021-38	PL02	
1:500	Planning	Page 8/1