

SECTION B – GENERAL

Attachment B4: Main drainage scheme & Pump location

- **Attachment B.4a: Youghal Main Drainage Scheme WWTP**
- **Attachment B.4b: Youghal WWTP & Pump Station P & ID**

*For inspection purposes only.
Consent of copyright owner required for any other use.*

IF IN DOUBT ASK

DO NOT SCALE OFF THIS DRAWING

GENERAL NOTES:



LEGEND

- GATE/BUTTERFLY VALVE
- NON RETURN VALVE
- SOLENOID VALVE
- HANDSTOP VALVE
- ACTUATED VALVE
- MODULATED VALVE
- FLOWMETER
- SAMPLE POINT
- PUMP
- MOTOR
- MOTOR c/w VSD
- CALIBRATION COLUMN
- FLOW INDICATOR
- DO PROBE
- MLSS (MIXED LIQUOR)
- AUTOMATIC SAMPLER
- AIR FLOW METER
- PRESSURE SENSOR
- TEMPERATURE SENSOR
- LIFTING WINCH
- LEVEL TRANSMITTER INDICATOR FIELD MOUNTED
- U/S = ULTRASONIC LEVEL SENSOR
- AIR BLOWER
- PENSTOCK
- COMPRESSOR
- MIXER
- BAUER CONNECTION
- ODOUR CONTROL
- P = PUMP
- B = BLOWER
- M = MOTOR
- V = VALVE
- AV = ACTUATED VALVE
- SV = SOLENOID VALVE
- NRV = NON RETURN VALVE
- AFS = AIR FLOW SWITCH
- FM = INLINE FLOWMETER
- SS = SAFETY SWITCH
- MP = MANUAL PENSTOCK
- AP = ACTUATED PENSTOCK
- TB = TIPPING BUCKET
- P = PIPELINE
- T = TANK NUMBER
- S = SUMP NUMBER
- LB = HYDROSTATIC LEVEL BULB
- CONTAINED / SLEEVED PIPEWORK
- AIRDUCT CONTROL DAMPER

Rev	Drawn	Chkd	Apprd	Date	Description
C	CK	PN		15.10.19	AS BUILT
B	CK	PN		20.02.19	AS BUILT
A	LM	PN		04.07.18	AS BUILT
7	MD'S	PN		06-03-17	ISSUED FOR CONSTRUCTION
6	MD'S	PN		21-12-16	MINOR MODS TO DPPS-From Client
5	MD'S	PN		06-12-16	MINOR MODS TO DPPS
4	MD'S	PN		29-11-16	MOD'S AS PER CLIENT COMMENTS
3	MD'S	PN		09-09-16	UPDATED AS PER CLIENT COMMENTS
2	MD'S	PN		24-05-16	UPDATED AS PER CLIENT COMMENTS
1	MD'S	PCB	PN	04-03-16	ISSUED FOR APPROVAL
0	SM	PN	MS	17-02-16	INITIAL ISSUE

AS BUILT

Drawing Scale:	NTS	Drawn By:	SM
Original Size:	A1	Date:	FEB 16

Business & Technology Park,
 Quartertown,
 Mallow, Co. Cork,
 Phone: 022-31200
 Email: contracts@epswater.com

IN ASSOCIATION WITH
FINBARR GANNON & CO. LTD.
 CONSULTING ENGINEERS
 2A RIVER HOUSE 86-87 RIVER PARK, BLACKPOOL, CO. KEE
 TEL: 01-494960 FAX: 01-499606 E-MAIL: info@fgcl.ie WEB: www.fgcl.ie

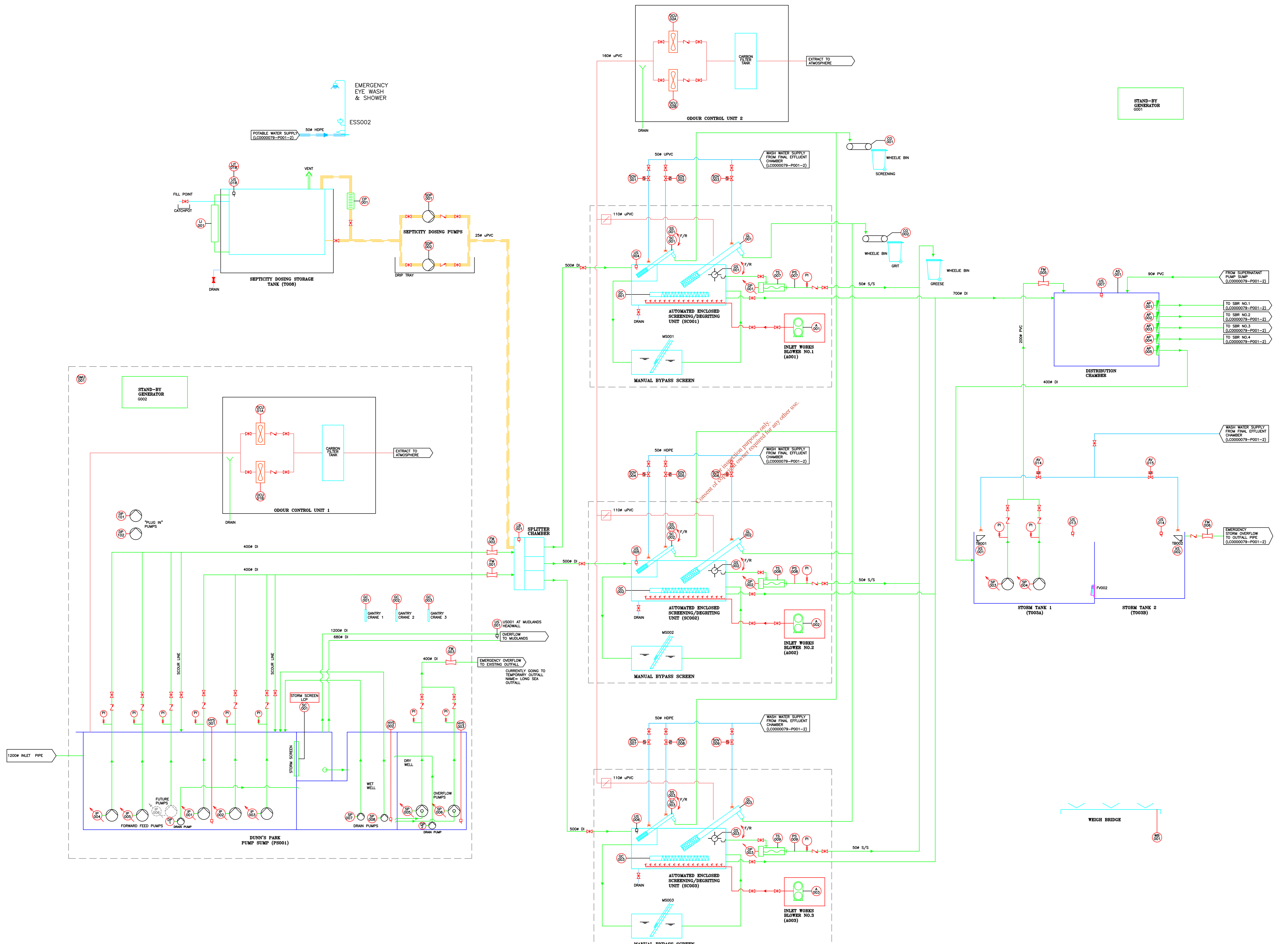
Scheme Name:
YOUGHAL MAIN DRAINAGE SCHEME WWTP

Drawing Title:
YOUGHAL WWTP & PUMP STATION P & ID SHEET 1 OF 2

Client:
IRISH WATER

Consulting Engineers:
ATKINS

EPS Ref:	LC0000079	Status:	AB
Drawing No.:	LC0000079-YL-P001-1	Rev.:	C



COPYRIGHT: This drawing is protected by copyright and must not be reproduced in any form without the prior written consent of EPS S. Pumping & Treatment Systems.