

## Appendix 6

---

# Traffic Management Plan

---

For inspection purposes only.  
Consent of copyright owner required for any other use.



**O'Toole Compositing Ltd.**  
**Traffic Management Plan**

---

For inspection purposes only.  
Consent of copyright owner required for any other use.

**Content**

**Page**

---

1. Objectives & Rules..... 3

2. Site Location and description..... 4

3. Traffic management plan..... 4

    3.1 Movement of vehicles on site..... 4

    3.2 Turning and reversing..... 5

    3.3 Overhead High Voltage lines..... 5

4. Protection of pedestrians and public..... 6

5. Site Plan

For inspection purposes only.  
Consent of copyright owner required for any other use.

## 1.0 Objectives and rules

- This plan is applicable to the O'Toole Compositing Ltd. The overall objective is to allow traffic to enter and leave the O'Toole Compositing facility in a safe and efficient manner, taken in to account Pedestrians and site traffic.
- It is proposed that all delivery vehicles will approach the site via the N80 Wexford road and enter O'Toole Compositing Ltd at the main gate. This does not necessitate any changes to normal traffic movements.
- All Traffic will exit O'Toole Compositing Ltd by the main gate taken in to account they are now entering on to a public road.
- All workers will enter and leave the plant by the main gate.
- All Delivery vehicles and site vehicles shall give way to pedestrians.
- Any debris on public roads will be reported to management and cleaned daily or more frequently as necessary.
- Speed Limit: **8 KM/PH**
- All visitors must report to the offices before entering plant.
- All aspects of the traffic management plan will be clearly explained to all workers.

It shall be the aim of this plan...

- To protect all workers, members of the general public & drivers alike from any injury involving site vehicles.
- To eliminate any risks to the Workforce general public and visitors by segregating pedestrians from traffic where possible.
- To limit crossing of pedestrians and vehicles as much as is possible.
- To reduce the need of vehicles to reverse wherever possible and provide traffic controllers.
- To control all site vehicles during movement, reversing and turning, so that no injury or damage may occur.
- To warn all personnel of any hazards that may exist and provide suitable precautions.
- To make every endeavour to comply with all current legislation – Safety, Health and Welfare at Work Act 2005.

## 2.0 Site location and description

**Company** O'Toole Compositing Ltd .

**Address** O'Toole Compositing Ltd.  
Ballintrane.  
Fenagh,  
Co. Carlow.

O'Toole Compositing is located approx 16 KM from Carlow Town on the main N80 Wexford road.

## 3.0 Traffic Management Plan

### 3.1 Movement of vehicles onto site

- Vehicle access to site will be restricted to vehicles that are delivering or removing materials from the premises.

**“Parking will be permitted on site at the designated parking areas”**

- O'Toole Compositing Ltd will order material as and when required to further minimise any impact on traffic.
- All vehicles are to give way to pedestrians.
- The vehicle shall proceed to a place designated by the O'Toole Compositing for offloading.
- Loading and Offloading of lorries will be controlled by the operator or yardman and no one else.
- Loading and Offloading by loader/Telescopic loader will be controlled by the operator
- All vehicles shall maintain an 8 Km/ph speed limit at all times on site and when leaving site.
- Vehicles shall only turn & reverse in the designated and safe areas on the site.
- If visibility is restricted a spotter must direct the vehicle.

- All drivers will have been previously briefed (and inducted) to comply with any instructions given to them by management team.
- The Management will ensure that they follow designated routes and only turn/reverse in approved turning areas.
- All vehicles on site will have the appropriate insurance and be driven by qualified drivers.
- All vehicles must have all visual and audible warnings fitted and working.
- Site plant vehicles are to be operated by trained personnel only.

### 3.2 Turning & reversing vehicles

- Vehicles shall only turn or reverse in designated areas or as instructed by the management.
- The driver shall be responsible for manoeuvring their vehicle at all times.
- Where circumstances arise that prevent the driver to see clearly behind them, they shall not manoeuvre until a spotter has been arranged to guide him/her and at no time shall the spotter stand directly behind the vehicle.
- Vehicles shall not reverse towards blind corners, pedestrian's routes, hazardous or flammable materials.

### 3.3 Overhead High Voltage Lines

There is 1no. overhead high voltage line present on the site running parallel to the rear boundary. Bunding and warning signs will be erected to warn operators of overhead powerlines. The minimum distance must be maintained at all times. Plant and equipment must not operate inside this area.

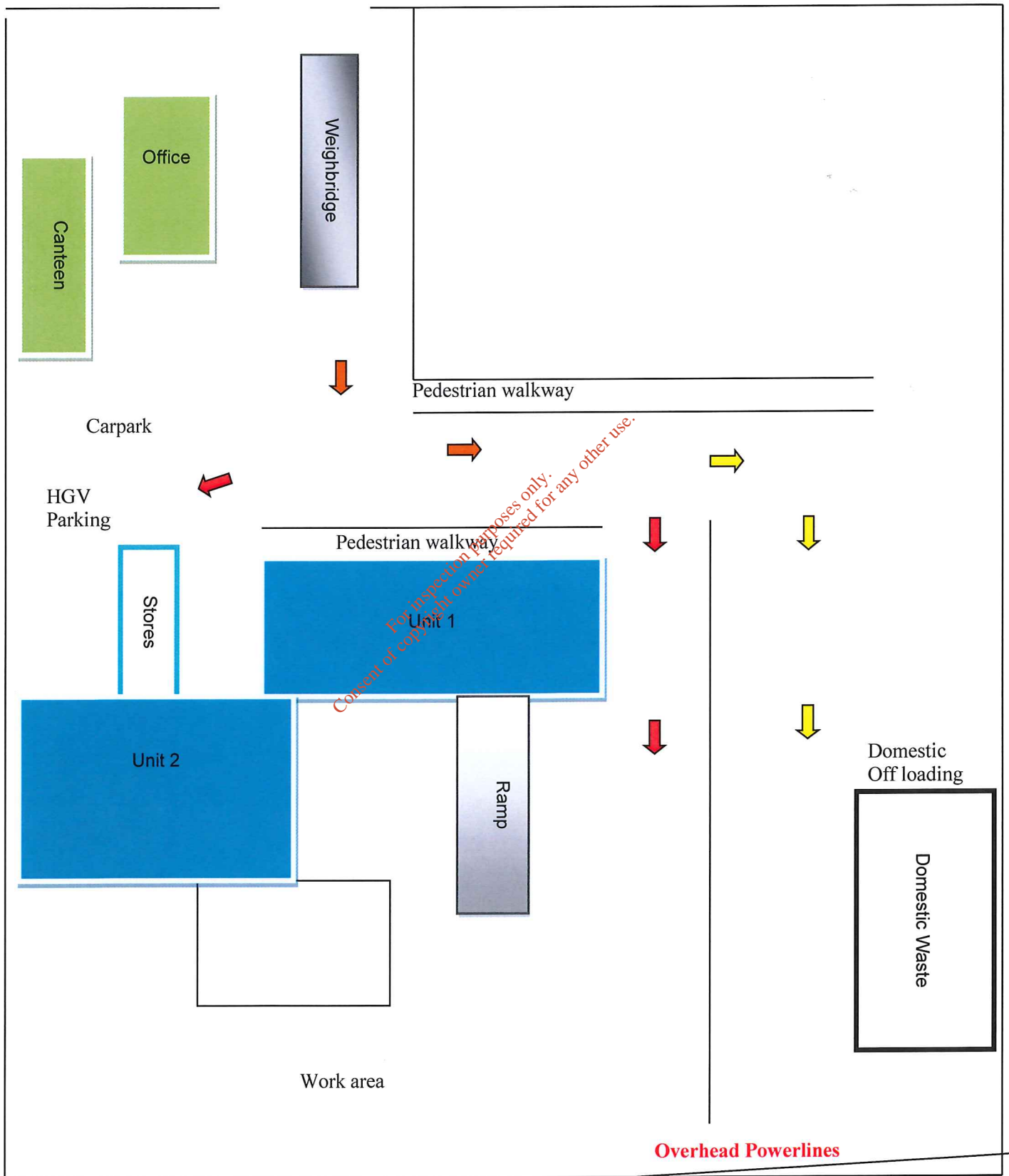
**Always keep a minimum of 10meters from overhead cables.**

## 4.0 Protection of Pedestrians and the Public

---




- Workers shall enter the site from the Main gate to front office.
- O'Toole Compositing Ltd will place signage at intersections, blind spots danger areas to highlight there exact location. Signage will also be place at the entrance.
- All visitors must report to the office as soon as they arrive on site
- Traffic signs will direct them to the office at the plant entrance.
- There will be minimum interfacing with the general public because of the location of the site and the boundary fence.
- All visitors must comply with site rules and signs.
- Visitors must not deviate from the route specified
- Visitors must return to the office as soon as they are finished their business

For inspection purposes only.  
Consent of copyright owner required for any other use.





### Traffic symbols

-  All traffic
-  Domestic waste
-  HGV only

### Signs Require

- Stop Signs 2no.
- Occupiers liability Sign 1no.
- No unauthorised entry (at each door)
- Do not Enter Loading Shovel Working (at each door)
- HGV only No cars beyond this point 2no.
- Name each unit or shed? Eg.(Domestic waste)
- HiVis Clothing & Safety foot ware to be worn at all Times
- Car park
- HGV Parking Only
- Speed Limit
- Heavy Plant working DO NOT APPROACH
- Keep Children in Vehicle at all Times or No Children allowed on premises ?

For inspection purposes only.  
Consent of copyright owner required for any other use.