

## APPENDICES

Appendix 13-A	Cycle Route Plans
Appendix 13-B	Bus Route Plan & Timetable
Appendix 13-C	Traffic Count Surveys

*For inspection purposes only.  
Consent of copyright owner required for any other use.*

## Appendix 13-A Cycle Route Plans


*For inspection purposes only.  
Consent of copyright owner required for any other use.*

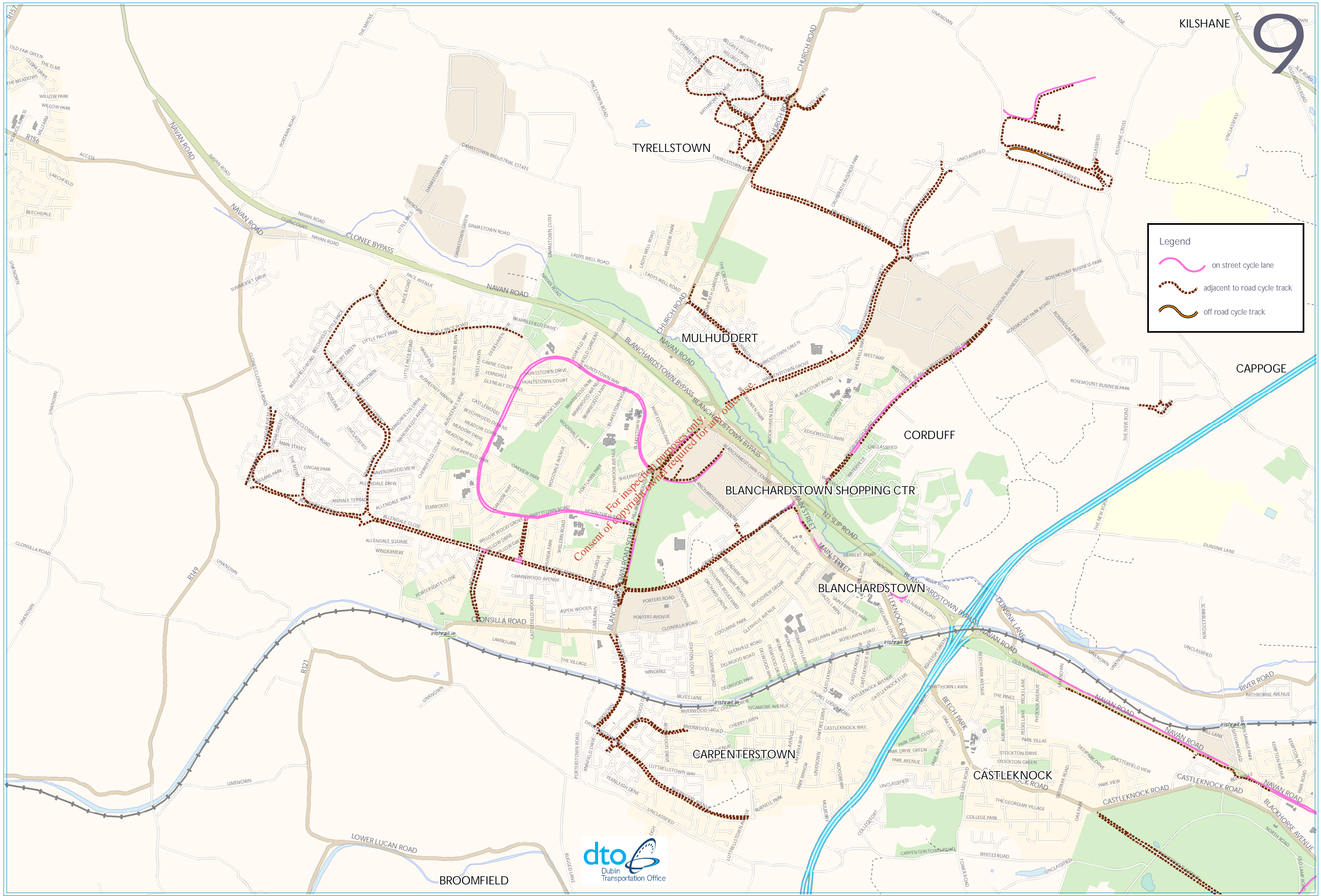


For inspection purposes only.  
 Copyright of owner required for any other use.




**Legend**

- on street cycle lane
- adjacent to road cycle track
- off road cycle track





**Legend**

-  on street cycle lane
-  adjacent to road cycle track
-  off road cycle track

For inspection purposes only.  
 Consent of copyright owner required for all other use.



## Appendix 13-B Bus Route Plan & Timetable

*For inspection purposes only.  
Consent of copyright owner required for any other use.*

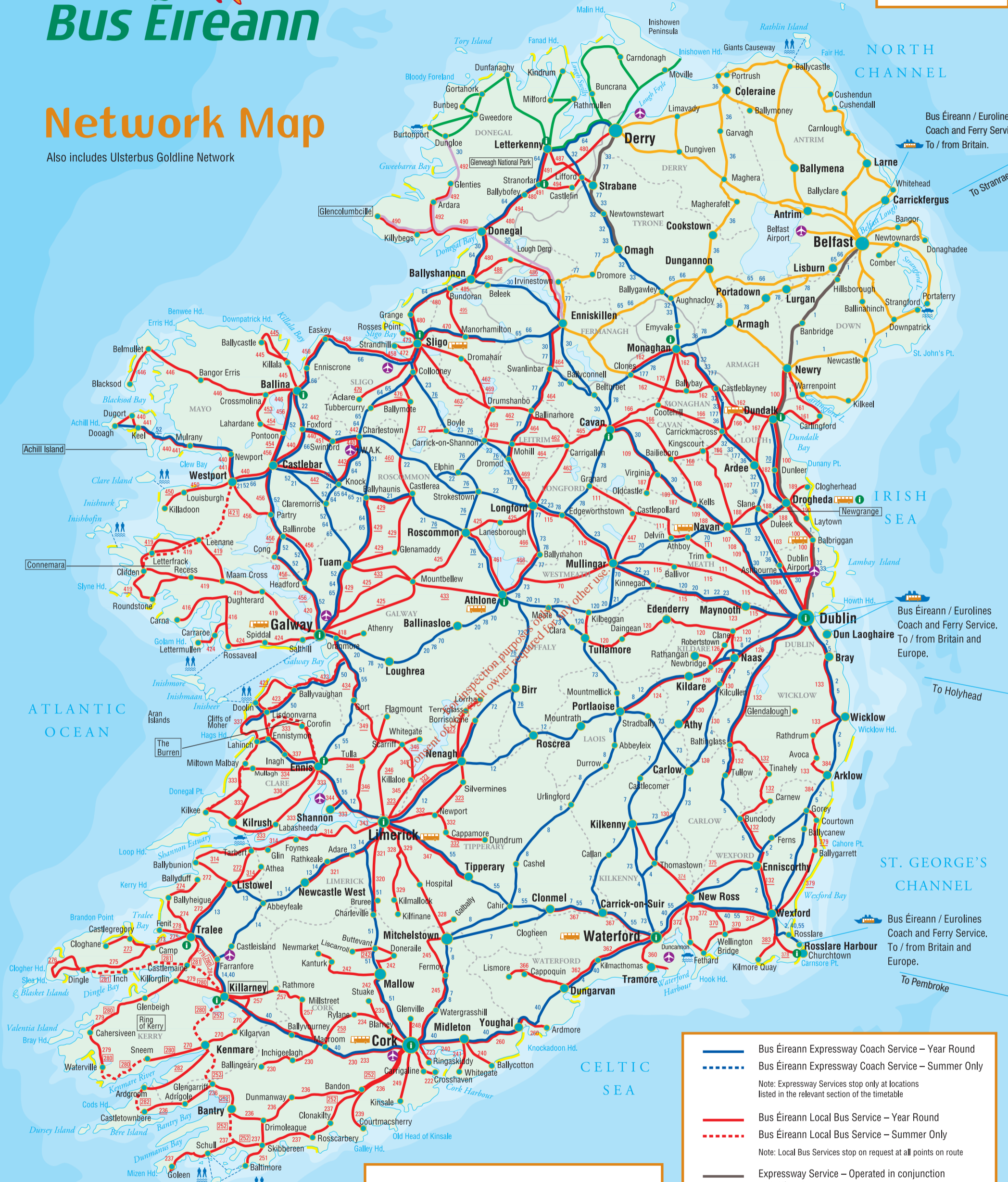


# Bus Éireann

## Network Map

Also includes Ulsterbus Goldline Network

Note  
Ulsterbus also operate an extensive network of local bus services in Northern Ireland.



Note  
Numbers shown beside routes refer to table numbers in the Bus Éireann National Timetable. Where a number is underlined (eg 132) the service runs less than 5 days per week. Where a number is boxed (eg 252) the service operates for the summer period only. See relevant table for exact dates.

To aid clarity, certain local bus services operated by Bus Éireann have been omitted from this network map.

Full details of all Bus Éireann Services are given in the National Timetable. All locations served are listed in the index at the front of the Timetable.

© Bus Éireann May 2010 Website: <http://www.buseireann.ie>  
E-mail: [info@buseireann.ie](mailto:info@buseireann.ie)

- Bus Éireann Expressway Coach Service – Year Round
- - - - Bus Éireann Expressway Coach Service – Summer Only  
Note: Expressway Services stop only at locations listed in the relevant section of the timetable
- Bus Éireann Local Bus Service – Year Round
- - - - Bus Éireann Local Bus Service – Summer Only  
Note: Local Bus Services stop on request at all points on route
- Expressway Service – Operated in conjunction with Ulsterbus
- Ulsterbus Goldline Service – Tel: Belfast (028) 90666630
- Operated in conjunction with McGeehan Coaches
- The Swilly Bus Service – Tel: (074) 9361340
- Kilkenny Bus Éireann Day Tour Destination
- Bus Éireann Local Town and City Service
- Principal Bus Éireann Information Offices
- Airports
- Local Car / Passenger Ferry
- Northern Ireland Border
- - - - County Boundary

Bus Éireann / Eurolines Coach and Ferry Service. To / from Britain and Europe.

Bus Éireann / Eurolines Coach and Ferry Service. To / from Britain and Europe.

Bus Éireann / Eurolines Coach and Ferry Service. To / from Britain and Europe.

**NEW TIMETABLE EFFECTIVE  
MONDAY 13th JUNE 2011**



Table No.

**DUBLIN – ASHBOURNE – KILMOON – DULEEK**

**103**

**MONDAY TO FRIDAY**

SERVICE NUMBER	103	103	103	103	103	103	103	103	103	103
Dublin (Beresford Place) dep.	....	....	....	0610	0700	0730	0750	0810	0830	0850
Hart's Corner	0530	0550	0600	P	P	P	P	P	P	P
Ashbourne (Kelly's)	0555	0615	0625	0645	0740	0805	0825	0845	0905	0930
Ratoath (Auld Stand)						0815				0940
Kilmoon Cross	0600	0620	0630	0655	0750	....	0835	0855	0915	....
Duleek (Smith's) arr.	....	....	0645	0705	....	....	....	....	....	....

**MONDAY TO FRIDAY**

SERVICE NUMBER	103	103	103	103	103	103	103	103	103	103
Dublin (Beresford Place) dep.	0910	0930	0950	1010	1030	1050	1110	1130	1150	1210
Hart's Corner	P	P	P	P	P	P	P	P	P	P
Ashbourne (Kelly's)	0950	1010	1030	1050	1110	1130	1150	1210	1230	1250
Ratoath (Auld Stand)		1020	1040		1120	1140		....	1240	
Kilmoon Cross	1000	....	....	1100	....	....	1200	....	....	1300
Duleek (Smith's) arr.	....	....	....	....	....	....	1210	....	....	....

**MONDAY TO FRIDAY**

SERVICE NUMBER	103	103	103	103	103	103	103	103	103	103
Dublin (Beresford Place) dep.	1230	1250	1310	1330	1350	1410	1430	1450	1510	1530
Hart's Corner	P	P	P	P	P	P	P	P	P	P
Ashbourne (Kelly's)	1310	1330	1350	1410	1430	1450	1510	1530	1550	1610
Ratoath (Auld Stand)	1320	1340	....	....	1440		1520	1540		1620
Kilmoon Cross	....	....	1400	....	....	1500	....	....	1600	....
Duleek (Smith's) arr.	....	....	1410	....	....	....	....	....	....	....

**MONDAY TO FRIDAY**

SERVICE NUMBER	103	103	103X	103	103	103	103	107	103	103
Dublin (Beresford Place) dep.	1550	1610	1630	1630	1650	1710	1730	1740	1800	1820
Hart's Corner	P	P		P	P	P	P	P	P	P
Ashbourne (Kelly's)	1630	1655	1715	1715	1735	1755	1815	1825	1845	1900
Ratoath (Auld Stand)	1640		1730			1810				
Kilmoon Cross	....	1705	....	1725	1745	....	1825	1835	1905	1910
Duleek (Smith's) arr.	....	....	....	....	1755	....	1840	....	....	....

**MONDAY TO FRIDAY**

SERVICE NUMBER	103	103	103	103	103	103	103	103	103	103
Dublin (Beresford Place) dep.	1840	1910	1920	2000	2040	2130	2230	2330	....	....
Hart's Corner	P	P	P	P	P	P	P	P	....	....
Ashbourne (Kelly's)	1925	1945	2000	2040	2115	2205	2305	0010	....	....
Ratoath (Auld Stand)	1935			2050		2215		0020	....	....
Kilmoon Cross	....	1955	2010	....	2125	....	2315	....	....	....
Duleek (Smith's) arr.	....	....	2020	....	....	....	....	....	....	....

**P : - Pick-up stop only.**

**SERVICES FROM DUBLIN PICK-UP AT WHITWORTH ROAD AND HART'S CORNER.  
SEE TABLE 105 FOR FULL DUBLIN/RATOATH TIMETABLE.**

**No services on Christmas Day. See page 118 for St. Stephen's Day services.**

**M = Operates via M2 motorway.**

**G = Serves Currageha at 1855.**

**E = Do not operate on Christmas Eve nor New Year's Eve.**

**SEE TABLE 109A FOR DETAILS OF DIRECT ASHBOURNE/DUBLIN AIRPORT SERVICES.**

**DULEEK – KILMOON – ASHBOURNE – DUBLIN****103****MONDAY TO FRIDAY**

<b>SERVICE NUMBER</b>		<b>103</b>	<b>103</b>	<b>103</b>	<b>103</b>	<b>103</b>	<b>107</b>		<b>103</b>	<b>105</b>	<b>103</b>
Duleek (Smith's)	dep.	....	....	....	....	0655	....	....	0715	....	....
Ratoath (Auld Stand)	↓	....	....	....	0700	....	....	....	0745	....	....
Kilmoon Cross		0610	0630	0650	....	0710	0715	....	0730	....	0800
Ashbourne (Kelly's)	↓	0625	0645	0705	0715	0725	0730	....	0745	0800	0815
Dublin (Beresford Place)	arr.	0720	0740	0800	0810	....	....	....	0840	....	0900
Dublin (St. Stephen's Green)	arr.	....	....	....	....	0820	0825	....	....	0845	....
UCD Belfield	arr.	....	....	....	....	0840	0845	....	....	0905	....

**MONDAY TO FRIDAY**

<b>SERVICE NUMBER</b>		<b>103</b>	<b>103</b>	<b>103</b>	<b>103</b>	<b>103</b>	<b>103</b>	<b>103</b>	<b>103</b>	<b>103</b>	<b>103</b>
Duleek (Smith's)	dep.	....	....	....	....	....	....	....	....	....	....
Ratoath (Auld Stand)	↓	0820	....	....	....	0940	....	1025	1045	....	1125
Kilmoon Cross		....	0840	0900	0920	....	1010	....	....	1110	....
Ashbourne (Kelly's)	↓	0835	0855	0915	0930	0955	1020	1040	1100	1120	1140
Dublin (Beresford Place)	arr.	0920	0940	1000	1020	1040	1100	1120	1140	1200	1220
Dublin (St. Stephen's Green)	arr.	....	....	....	....	....	....	....	....	....	....
UCD Belfield	arr.	....	....	....	....	....	....	....	....	....	....

**MONDAY TO FRIDAY**

<b>SERVICE NUMBER</b>		<b>103</b>	<b>103</b>	<b>103</b>	<b>103</b>	<b>103</b>	<b>103</b>	<b>103</b>	<b>103</b>	<b>103</b>	<b>103</b>
Duleek (Smith's)	dep.	....	....	1215	....	....	....	....	....	1415	....
Ratoath (Auld Stand)	↓	1145	....	....	1245	....	1325	1345	....	....	1445
Kilmoon Cross		....	....	1230	....	1310	....	....	....	1430	....
Ashbourne (Kelly's)	↓	1200	1220	1240	1300	1320	1340	1400	1420	1440	1500
Dublin (Beresford Place)	arr.	1240	1300	1320	1340	1400	1420	1440	1500	1520	1540
Dublin (St. Stephen's Green)	arr.	....	....	....	....	....	....	....	....	....	....
UCD Belfield	arr.	....	....	....	....	....	....	....	....	....	....

**MONDAY TO FRIDAY**

<b>SERVICE NUMBER</b>		<b>103</b>	<b>103</b>	<b>103</b>	<b>103</b>	<b>103</b>	<b>103</b>	<b>103</b>	<b>103</b>	<b>103</b>	<b>103</b>
Duleek (Smith's)	dep.	....	....	....	....	....	....	....	....	1800	....
Ratoath (Auld Stand)	↓	....	1525	1545	....	1625	1645	....	....	....	1820
Kilmoon Cross		1510	....	....	1610	....	....	1720	1740	1810	....
Ashbourne (Kelly's)	↓	1520	1540	1600	1620	1640	1700	1730	1750	1820	1830
Dublin (Beresford Place)	arr.	1600	1620	1640	1700	1720	1740	1810	1830	1900	1910
Dublin (St. Stephen's Green)	arr.	....	....	....	....	....	....	....	....	....	....
UCD Belfield	arr.	....	....	....	....	....	....	....	....	....	....

**MONDAY TO FRIDAY**

<b>SERVICE NUMBER</b>		<b>103</b>	<b>103</b>	<b>103</b>	<b>103</b>	<b>103</b>	<b>103</b>	<b>103</b>	<b>103</b>	<b>E</b>	<b>E</b>
Duleek (Smith's)	dep.	1845	....	....	....	2030	....	....	....	....	....
Ratoath (Auld Stand)	↓	....	....	1940	....	....	2055	....	2225	....	....
Kilmoon Cross		1900	1920	....	2000	2040	....	2130	....	2320	....
Ashbourne (Kelly's)	↓	1910	1930	1950	2010	2050	2110	2140	2240	2330	....
Dublin (Beresford Place)	arr.	1950	2010	2030	2050	2130	2150	2220	2320	0000	....
Dublin (St. Stephen's Green)	arr.	....	....	....	....	....	....	....	....	....	....
UCD Belfield	arr.	....	....	....	....	....	....	....	....	....	....

E = Do not operate on Christmas Eve nor New Year's Eve.

No services on Christmas Day or St. Stephen's Day.



**DUBLIN – ASHBOURNE – KILMOON – DULEEK****SATURDAYS**

<b>SERVICE NUMBER</b>	<b>103</b>	<b>103</b>	<b>103</b>	<b>103</b>	<b>103</b>	<b>103</b>	<b>103</b>	<b>103</b>	<b>103</b>	<b>103</b>
Dublin (Beresford Place) dep.	0700	0800	0830	0900	0930	1000	1030	1100	1130	1200
Ashbourne (Kelly's)	0740	0840	0910	0940	1010	1035	1110	1140	1210	1240
Ratoath (Auld Stand)						....				
Kilmoon Cross	0750	0850	0920	0950	1020	....	1120	1150	1220	1250
Duleek (Smith's) arr.	....	....	....	....	1030	....	....	....	....	....

**SATURDAYS**

<b>SERVICE NUMBER</b>	<b>103</b>	<b>103</b>	<b>103</b>	<b>103</b>	<b>103</b>	<b>103</b>	<b>103</b>	<b>103</b>	<b>103</b>	<b>103</b>
Dublin (Beresford Place) dep.	1230	1300	1330	1400	1430	1500	1530	1600	1630	1700
Ashbourne (Kelly's)	1310	1340	1410	1435	1510	1540	1610	1640	1710	1740
Ratoath (Auld Stand)				....						
Kilmoon Cross	1320	1350	1420	....	1520	1550	1620	1650	1720	1750
Duleek (Smith's) arr.	....	....	1430	....	....	....	....	....	....	1800

**SATURDAYS**

<b>SERVICE NUMBER</b>	<b>103</b>	<b>103</b>	<b>103</b>	<b>103</b>	<b>103</b>	<b>103</b>	<b>103</b>	<b>103</b>	<b>103</b>	<b>103</b>
Dublin (Beresford Place) dep.	1715	1730	1800	1830	1900	1930	2030	2130	2230	2330
Ashbourne (Kelly's)	1800	1810	1840	1910	1940	2010	2110	2205	2310	0010
Ratoath (Auld Stand)	....		1850			2020		2215		0020
Kilmoon Cross	....	1820	....	1920	1950	....	2120	....	2320	....
Duleek (Smith's) arr.	....	1830	....	....	....	....	....	....	....	....

**SUNDAYS & PUBLIC HOLIDAYS**

<b>SERVICE NUMBER</b>	<b>103</b>	<b>103</b>	<b>103</b>	<b>103</b>	<b>103</b>	<b>103</b>	<b>103</b>	<b>103</b>	<b>103</b>	<b>103</b>
Dublin (Beresford Place) dep.	0900	1000	1100	1130	1200	1300	1330	1400	1500	1600
Ashbourne (Kelly's)	0935	1035	1135	1205	1235	1335	1405	1435	1535	1635
Ratoath (Auld Stand)				1213			1413			1650
Kilmoon Cross	0945	1045	1145	....	1245	1345	....	1445	1545	....
Duleek (Smith's) arr.	....	....	....	....	1255	....	....	....	1555	....

**SUNDAYS & PUBLIC HOLIDAYS**

<b>SERVICE NUMBER</b>	<b>103</b>	<b>103</b>	<b>103</b>	<b>103</b>	<b>103</b>	<b>103</b>	<b>103</b>	<b>103</b>	<b>103</b>	<b>103</b>
Dublin (Beresford Place) dep.	1630	1700	1730	1800	1830	1900	2000	2100	2200	2330
Ashbourne (Kelly's)	1705	1735	1805	1835	1905	1935	2035	2135	2235	0010
Ratoath (Auld Stand)	....		1813		1913		2045			0020
Kilmoon Cross	....	1745	....	1845	....	1945	....	2145	2245	....
Duleek (Smith's) arr.	....	....	....	....	....	1955	....	2155	....	....

R : - Request stop.

**SERVICES FROM DUBLIN PICK-UP AT WHITWORTH ROAD AND HART'S CORNER.  
SEE TABLE 105 FOR FULL DUBLIN/RATOATH TIMETABLE.**

**No services on Christmas Day or St. Stephen's Day.**

**DULEEK – KILMOON – ASHBOURNE – DUBLIN****103****SATURDAYS**

<b>SERVICE NUMBER</b>	<b>103</b>	<b>103</b>	<b>105</b>	<b>103</b>	<b>107</b>	<b>103</b>	<b>103</b>	<b>103</b>	<b>103</b>	<b>103</b>	<b>103</b>
Ratoath (Auld Stand) dep.	....	....	0745	....	....	....	....	....	....	....	....
Duleek (Smith's)	....	0700		....	....	....	....	....	....	1045	....
Kilmoon Cross	....	0715		0800	0830	0900	0930	1000	....	1100	1130
Ashbourne (Kelly's)	0700	0730	0800	0810	0840	0910	0940	1010	1040	1110	1140
Dublin (Parnell Square)											
Dublin (Beresford Place) arr.	0740	0810	0835	0850	0920	0950	1020	1050	1120	1150	1220

**SATURDAYS**

<b>SERVICE NUMBER</b>	<b>103</b>	<b>103</b>	<b>103</b>	<b>103</b>	<b>103</b>	<b>103</b>	<b>103</b>	<b>103</b>	<b>103</b>	<b>103</b>	<b>103</b>
Ratoath (Auld Stand) dep.	....	....	....	....	....	....	....	....	....	....	....
Duleek (Smith's)	....	....	....	....	....	....	1445	....	....	....	....
Kilmoon Cross	1200	1230	1300	1330	1400	....	1500	1530	1600	1630	1700
Ashbourne (Kelly's)	1210	1240	1310	1340	1410	1440	1510	1540	1610	1640	1710
Dublin (Parnell Square)											
Dublin (Beresford Place) arr.	1250	1320	1350	1420	1450	1520	1550	1620	1650	1720	1750

**SATURDAYS**

<b>SERVICE NUMBER</b>	<b>103</b>	<b>103</b>	<b>103</b>	<b>103</b>	<b>103</b>	<b>103</b>	<b>103</b>	<b>103</b>	<b>103</b>	<b>103</b>	<b>103</b>
Ratoath (Auld Stand) dep.	....	....	....	1855	....	....	2025	....	2225	....	<b>F</b> 0020
Duleek (Smith's)	....	....	1815		....	....		....		....	
Kilmoon Cross	1730	....	1830	1930	2000	....	2130	....	2320	....	
Ashbourne (Kelly's)	1740	1810	1840	1910	1940	2010	2040	2140	2240	2330	
Dublin (Parnell Square)											0050
Dublin (Beresford Place) arr.	1820	1850	1920	1950	2020	2050	2120	2220	2320	0010	....

**SUNDAYS & PUBLIC HOLIDAYS**

<b>SERVICE NUMBER</b>	<b>103</b>	<b>103</b>	<b>103</b>	<b>103</b>	<b>103</b>	<b>103</b>	<b>103</b>	<b>103</b>	<b>103</b>	<b>103</b>	<b>103</b>
Ratoath (Auld Stand) dep.	....	....	....	1215	....	....	1415	....	....	1655	....
Duleek (Smith's)	....	....	....		1300	....		....	1600		....
Kilmoon Cross	1000	1100	1200	....	1310	1400	....	1500	1610	....	....
Ashbourne (Kelly's)	1010	1110	1210	1225	1320	1410	1425	1510	1625	1710	1725
Dublin (Parnell Square)											
Dublin (Beresford Place) arr.	1045	1145	1245	1255	1400	1445	1500	1545	1700	1745	1755

**SUNDAYS & PUBLIC HOLIDAYS**

<b>SERVICE NUMBER</b>	<b>103</b>	<b>103</b>	<b>103</b>	<b>103</b>	<b>103</b>	<b>103</b>	<b>103</b>	<b>103</b>	<b>103</b>	
Ratoath (Auld Stand) dep.	....	1815	....	1915	....	2100	....	....	0020	....
Duleek (Smith's)	....		....		2000		2200	....		....
Kilmoon Cross	1800	....	1900	....	2010	....	2210	2245	....	....
Ashbourne (Kelly's)	1810	1825	1910	1925	2020	2115	2220	2255	0030	....
Dublin (Parnell Square)									0100	....
Dublin (Beresford Place) arr.	1845	1900	1945	1955	2100	2145	2255	2330	....	....

**R : - Request stop.****SEE TABLE 105 FOR FULL DUBLIN/RATOATH TIMETABLE.****No services on Christmas Day or St. Stephen's Day.****F = Operates via Fairyhouse Cross and N3.**

**For further information phone Dublin (01) 8366 111  
or see Homepage: [www.buseireann.ie](http://www.buseireann.ie)**

Table No.

**DUBLIN-NAVAN-NOBBER-KINGSCOURT****107**

SERVICE NUMBER	MONDAY TO SATURDAY					SUNDAY
	107	107	107	107	107	107
Dublin (Busáras) dep.	....	....	1700	....	....	.... 1445
Dublin (Beresford Place)	1100	....	1740	1740	....	....
Ashbourne (Kelly's)	1130	....	1825	1825	....	....
McNally's Cross	R	....	R	R	....	....
Kilmoon Cross	1140	....	R	R	....	....
Balrath Cross	1150	....	R	R	....	....
Kentstown	R	....	R	R	....	....
Dunshaughlin (Gogan's)		....	1740		....	.... 1525
Navan (The Square)	1210	....	1800	1900	....	.... 1545
Castletown Cross	1230	....	R	....	....	.... 1605
Castletown Village		....	1825	....	....	....
Nobber	1235	....	1835	....	....	.... 1615
Kilmainham Wood Village	R	....	R	....	....	.... R
Kingscourt (Wishing Well) arr.	1250	....	1855	....	....	.... 1625

SERVICE NUMBER	MONDAY TO SATURDAY					SUNDAY
	107	107	107	107	107	107
Kingscourt (Wishing Well) dep.	....	....	0745	....	1415	.... 1740
Kilmainham Wood Village	....	....	R	....	R	.... R
Nobber	....	....	0800	....	1425	.... 1750
Castletown Village	....	....	0810	....	1435	....
Castletown Cross	....	....	R	....	R	.... 1800
Navan (The Square)	0650	0805	0845	....	1500 1600	.... 1827
Dunshaughlin (Madden's)		....	0900	....		.... 1847
Kentstown	0705	0820	....	....	R 1615	....
Balrath Cross	R	R	....	....	1515 R	....
Kilmoon Cross	0715	0830	....	....	1525 1625	....
McNally's Cross	R	R	....	....	R R	....
Ashbourne (Kelly's)	0730	0840	....	....	1535 1640	....
Dublin (O'Connell St) arr.	0815		....	....		....
Dublin (Beresford Place) arr.		0920	....	....		....
Dublin (Busáras) arr.	....	....	0945	....	1605 1715	.... 1915
Dublin (St Stephen's Green) arr.	0825	....	....	....	....	....
UCD Belfield arr.	0845	....	....	....	....	....

R : - Request stop.

No services on Christmas Day, St. Stephen's Day or St. Patrick's Day.

On other Bank Holidays, services will operate according to Sunday timetable.

Buses do not operate on Sundays of Bank Holiday weekends, but operate on Bank Holiday Mondays.

SX = Saturday excepted.

SO = Saturday only.

## Appendix 13-C Traffic Count Surveys

*For inspection purposes only.  
Consent of copyright owner required for any other use.*



40720 Dublin ATCs																	
September 2011																	
Site	Location	Exact	Direction	Start Date	End Date	Posted Speed Limit (PSL)	Total Vehicles	5 Day Ave.	7 Day Ave.	Posted Speed Limit (PSL)		110%(PSL) + 2 (SL1)		DfT PSL+15 (SL2)		Mean Speed	85%ile Speed
										>PSL	>PSL%	>SL1	>SL1%	>SL2	>SL2%		
1	Cloghran Rd, 30 metres North of Quarry Entrance	N53.24.954, W6.20.605	Northbound	22 September 2011	28 September 2011	100	24635	4372	3519	72	0.3	17	0.1	13	0.1	59.7	70.9
			Southbound	22 September 2011	28 September 2011		28057	4915	4008	62	0.2	14	0.0	8	0.0	55.2	66.6

For inspection purposes only.  
Consent of copyright owner required for any other use.

40720 Dublin ATCs Site 1 Location Cloghran Rd, 30 metres North of Quarry Entrance (N53.24.954, W6.20.605)  
 22 September 2011 to 28 September 2011 Direction Northbound

TIME PERIOD	TOTAL VEHICLES	MOTOR-CYCLES	CARS OR CAR-BASED LGV	LIGHT GOODS VEHICLES	BUSES	TWO AXLE, SIX TYRE, RIGID	THREE AXLE RIGID	FOUR OR MORE AXLE RIGID	FOUR OR LESS AXLE ARTIC	FIVE AXLE ARTIC	SIX OR MORE AXLE ARTIC	FIVE OR LESS AXLE MULTI-TRAILER ARTIC	SIX AXLE MULTI-TRAILER ARTIC	SEVEN OR MORE AXLE ARTIC
<b>22 September 2011</b>														
00:00	11	0	6	2	0	0	0	0	1	0	1	1	0	0
01:00	11	0	4	4	0	0	0	0	0	0	0	3	0	0
02:00	14	0	4	1	0	0	0	0	3	0	0	6	0	0
03:00	12	1	5	1	2	0	0	0	1	0	0	2	0	0
04:00	31	0	14	8	1	3	1	0	2	0	0	2	0	0
05:00	41	0	20	5	4	3	2	0	2	0	0	5	0	0
06:00	102	1	40	18	3	12	3	0	7	1	2	15	0	0
07:00	161	0	82	29	6	12	2	0	6	0	4	18	0	2
08:00	197	1	105	49	6	7	1	1	14	0	1	9	0	3
09:00	203	1	112	48	9	9	5	0	5	0	3	10	0	1
10:00	254	1	143	64	4	8	3	0	12	1	4	14	0	0
11:00	285	3	172	57	5	11	5	0	13	0	1	17	0	1
12:00	285	3	186	54	7	7	2	0	15	0	1	9	0	1
13:00	297	1	212	47	4	3	3	1	13	0	2	10	0	1
14:00	294	2	197	49	3	14	3	0	11	0	4	11	0	0
15:00	341	2	237	52	3	8	1	0	10	0	6	22	0	0
16:00	468	4	373	64	5	6	1	0	2	0	2	10	0	1
17:00	631	4	544	49	4	6	1	0	1	0	3	17	0	2
18:00	297	5	255	23	1	1	1	0	2	0	3	6	0	0
19:00	167	1	139	14	1	0	2	0	1	0	2	7	0	0
20:00	92	1	77	8	0	1	0	0	0	0	0	5	0	0
21:00	58	0	46	9	0	1	0	0	0	0	0	2	0	0
22:00	46	0	39	4	0	2	0	0	0	0	0	1	0	0
23:00	26	0	20	3	0	1	0	0	0	0	0	2	0	0
07-19	3713	27	2618	585	57	92	28	2	104	1	34	153	0	12
06-22	4132	30	2920	634	61	106	33	2	112	2	38	182	0	12
06-00	4204	30	2979	641	61	109	33	2	112	2	38	185	0	12
00-00	4324	31	3032	662	68	115	36	2	121	2	39	204	0	12

Consent for inspection purposes only. Copyright owner required for any other use.

40720		Dublin ATCs				Site	1	Location	Cloghran Rd, 30 metres North of Quarry Entrance (N53.24.954, W6.20.605)						
22 September 2011		to 28 September 2011				Direction	Northbound								
TIME PERIOD	TOTAL VEHICLES	MOTOR-CYCLES	CARS OR CAR-BASED LGV	LIGHT GOODS VEHICLES	BUSES	TWO AXLE, SIX TYRE, RIGID	THREE AXLE RIGID	FOUR OR MORE AXLE RIGID	FOUR OR LESS AXLE ARTIC	FIVE AXLE ARTIC	SIX OR MORE AXLE ARTIC	FIVE OR LESS AXLE MULTI-TRAILER ARTIC	SIX AXLE MULTI-TRAILER ARTIC	SEVEN OR MORE AXLE ARTIC	
<b>23 September 2011</b>															
00:00	18	0	11	0	1	2	1	0	1	0	1	1	0	0	
01:00	12	0	4	1	0	0	0	0	0	0	1	6	0	0	
02:00	8	0	5	1	0	0	0	0	0	0	0	2	0	0	
03:00	17	1	6	3	2	0	0	0	4	0	0	1	0	0	
04:00	31	1	20	3	0	2	0	0	2	0	0	3	0	0	
05:00	45	0	24	3	6	3	0	0	3	0	1	5	0	0	
06:00	93	3	44	16	3	8	4	0	5	0	2	8	0	0	
07:00	159	3	83	37	6	8	1	0	3	0	3	14	0	1	
08:00	218	4	141	50	4	5	0	0	4	0	1	7	0	2	
09:00	257	1	161	57	8	10	0	0	9	0	2	9	0	0	
10:00	286	2	173	68	4	4	0	0	5	0	7	22	0	1	
11:00	275	0	171	57	4	13	3	0	13	0	3	10	0	1	
12:00	323	1	227	53	5	8	3	0	12	0	2	12	0	0	
13:00	334	3	235	58	6	8	1	0	9	0	3	8	0	3	
14:00	343	1	248	61	2	7	5	0	7	0	3	8	0	1	
15:00	397	2	296	62	7	6	2	0	9	0	3	10	0	0	
16:00	487	4	399	54	4	9	0	0	8	0	0	9	0	0	
17:00	522	4	454	39	4	7	2	0	2	0	1	9	0	0	
18:00	230	0	198	20	1	3	0	0	1	0	1	6	0	0	
19:00	115	1	86	12	1	1	1	0	1	0	2	9	0	1	
20:00	68	0	58	7	0	0	0	0	1	0	1	1	0	0	
21:00	64	0	56	5	0	0	0	0	1	0	0	2	0	0	
22:00	37	0	32	3	0	1	0	0	0	0	0	1	0	0	
23:00	28	0	21	3	0	1	0	0	0	0	0	3	0	0	
07-19	3831	25	2786	616	55	88	17	0	82	0	29	124	0	9	
06-22	4171	29	3030	656	59	97	22	0	90	0	34	144	0	10	
06-00	4236	29	3083	662	59	99	22	0	90	0	34	148	0	10	
00-00	4367	31	3153	673	68	106	23	0	100	0	37	166	0	10	



40720 Dublin ATCs Site 1 Location Cloghran Rd, 30 metres North of Quarry Entrance (N53.24.954, W6.20.605)  
 22 September 2011 to 28 September 2011 Direction Northbound

TIME PERIOD	TOTAL VEHICLES	MOTOR-CYCLES	CARS OR CAR-BASED LGV	LIGHT GOODS VEHICLES	BUSES	TWO AXLE, SIX TYRE, RIGID	THREE AXLE RIGID	FOUR OR MORE AXLE RIGID	FOUR OR LESS AXLE ARTIC	FIVE AXLE ARTIC	SIX OR MORE AXLE ARTIC	FIVE OR LESS AXLE MULTI-TRAILER ARTIC	SIX AXLE MULTI-TRAILER ARTIC	SEVEN OR MORE AXLE ARTIC
24 September 2011														
00:00	24	0	17	2	0	1	0	0	1	0	0	3	0	0
01:00	11	0	6	0	0	1	0	0	0	0	0	4	0	0
02:00	12	0	8	2	0	0	0	0	1	0	0	1	0	0
03:00	8	0	4	1	1	0	0	0	0	0	1	1	0	0
04:00	9	1	7	0	1	0	0	0	0	0	0	0	0	0
05:00	26	0	13	3	1	4	0	0	3	0	0	2	0	0
06:00	42	0	19	6	3	4	0	0	2	0	1	7	0	0
07:00	66	1	39	8	4	4	0	0	3	1	0	4	0	2
08:00	58	0	34	13	2	1	0	0	1	0	1	6	0	0
09:00	78	1	43	19	0	3	2	0	5	0	0	5	0	0
10:00	115	1	77	24	1	3	0	0	1	0	2	6	0	0
11:00	129	1	94	21	1	2	2	0	3	0	1	4	0	0
12:00	152	0	126	21	0	1	1	0	0	0	1	2	0	0
13:00	153	2	126	20	1	1	0	0	0	0	0	3	0	0
14:00	137	0	124	10	0	0	0	0	0	0	0	2	0	1
15:00	133	1	117	11	0	0	0	0	0	0	1	3	0	0
16:00	106	0	99	5	1	0	1	0	0	0	0	0	0	0
17:00	121	0	112	5	0	1	1	0	1	0	0	1	0	0
18:00	116	0	107	4	0	0	0	0	0	0	0	5	0	0
19:00	80	2	65	8	1	1	0	0	0	0	0	3	0	0
20:00	44	1	39	3	0	1	0	0	0	0	0	0	0	0
21:00	22	0	20	1	0	1	0	0	0	0	0	0	0	0
22:00	24	1	21	2	0	0	0	0	0	0	0	0	0	0
23:00	18	0	18	0	0	0	0	0	0	0	0	0	0	0
07-19	1364	7	1098	161	10	16	7	0	14	1	6	41	0	3
06-22	1552	10	1241	179	14	23	7	0	16	1	7	51	0	3
06-00	1594	11	1280	181	14	23	7	0	16	1	7	51	0	3
00-00	1684	12	1335	189	17	29	7	0	21	1	8	62	0	3

For inspection purposes only. Consent of copyright owner required for any other use.

40720 Dublin ATCs Site 1 Location Cloghran Rd, 30 metres North of Quarry Entrance (N53.24.954, W6.20.605)  
 22 September 2011 to 28 September 2011 Direction Northbound

TIME PERIOD	TOTAL VEHICLES	MOTOR-CYCLES	CARS OR CAR-BASED LGV	LIGHT GOODS VEHICLES	BUSES	TWO AXLE, SIX TYRE, RIGID	THREE AXLE RIGID	FOUR OR MORE AXLE RIGID	FOUR OR LESS AXLE ARTIC	FIVE AXLE ARTIC	SIX OR MORE AXLE ARTIC	FIVE OR LESS AXLE MULTI-TRAILER ARTIC	SIX AXLE MULTI-TRAILER ARTIC	SEVEN OR MORE AXLE ARTIC
<b>25 September 2011</b>														
00:00	14	0	13	1	0	0	0	0	0	0	0	0	0	0
01:00	9	0	8	1	0	0	0	0	0	0	0	0	0	0
02:00	10	0	8	2	0	0	0	0	0	0	0	0	0	0
03:00	7	0	7	0	0	0	0	0	0	0	0	0	0	0
04:00	8	0	7	0	0	0	0	0	0	0	0	0	0	1
05:00	15	0	12	1	0	0	1	0	0	0	0	1	0	0
06:00	18	0	11	1	0	1	0	0	0	0	0	4	0	1
07:00	31	0	20	2	1	3	0	0	0	0	0	5	0	0
08:00	27	0	19	0	2	1	0	0	0	0	2	3	0	0
09:00	36	1	24	8	0	0	0	0	1	0	0	2	0	0
10:00	81	3	58	13	0	1	0	0	2	0	1	3	0	0
11:00	79	5	64	7	0	2	0	0	1	0	0	0	0	0
12:00	71	0	67	2	0	1	0	0	0	0	1	0	0	0
13:00	83	0	81	1	0	0	0	0	0	0	0	1	0	0
14:00	101	0	91	8	1	0	1	0	0	0	0	0	0	0
15:00	107	0	99	6	0	0	1	0	1	0	0	0	0	0
16:00	98	1	88	8	0	0	0	0	0	0	0	1	0	0
17:00	72	0	68	4	0	0	0	0	0	0	0	0	0	0
18:00	78	1	70	4	1	0	0	0	0	0	0	2	0	0
19:00	51	0	45	5	0	0	0	0	0	0	1	0	0	0
20:00	45	1	39	4	0	0	0	0	0	0	0	1	0	0
21:00	28	1	23	3	0	1	0	0	0	0	0	0	0	0
22:00	14	0	11	0	0	0	0	0	1	0	0	2	0	0
23:00	10	0	9	0	0	1	0	0	0	0	0	0	0	0
07-19	864	11	749	63	5	8	2	0	5	0	4	17	0	0
06-22	1006	13	867	76	5	10	2	0	5	0	5	22	0	1
06-00	1030	13	887	76	5	11	2	0	6	0	5	24	0	1
00-00	1093	13	942	81	5	11	3	0	6	0	5	25	0	2

For inspection purposes only. Consent of copyright owner required for any other use.

40720 Dublin ATCs Site 1 Location Cloghran Rd, 30 metres North of Quarry Entrance (N53.24.954, W6.20.605)  
 22 September 2011 to 28 September 2011 Direction Northbound

TIME PERIOD	TOTAL VEHICLES	MOTOR-CYCLES	CARS OR CAR-BASED LGV	LIGHT GOODS VEHICLES	BUSES	TWO AXLE, SIX TYRE, RIGID	THREE AXLE RIGID	FOUR OR MORE AXLE RIGID	FOUR OR LESS AXLE ARTIC	FIVE AXLE ARTIC	SIX OR MORE AXLE ARTIC	FIVE OR LESS AXLE MULTI-TRAILER ARTIC	SIX AXLE MULTI-TRAILER ARTIC	SEVEN OR MORE AXLE ARTIC
<b>26 September 2011</b>														
00:00	11	0	10	1	0	0	0	0	0	0	0	0	0	0
01:00	3	1	2	0	0	0	0	0	0	0	0	0	0	0
02:00	9	0	8	0	0	0	0	0	1	0	0	0	0	0
03:00	8	0	3	3	0	0	0	0	2	0	0	0	0	0
04:00	26	0	15	2	0	3	0	0	2	0	0	3	0	1
05:00	46	0	22	6	2	3	2	0	4	0	3	4	0	0
06:00	83	1	40	11	2	6	3	0	6	0	1	13	0	0
07:00	119	1	61	28	1	8	0	0	4	1	4	10	0	1
08:00	249	6	181	32	4	8	1	0	7	0	5	4	0	1
09:00	245	0	160	46	4	6	5	0	7	0	5	10	0	2
10:00	271	0	160	65	6	10	6	0	8	0	2	14	0	0
11:00	266	5	158	63	6	4	3	0	7	0	7	11	0	2
12:00	299	2	196	49	7	9	3	0	12	0	5	16	0	0
13:00	286	1	180	67	4	8	2	0	9	0	5	10	0	0
14:00	299	1	212	50	2	7	1	0	10	1	2	12	0	1
15:00	350	3	234	69	4	8	1	0	11	0	4	15	0	1
16:00	460	3	365	57	7	9	1	0	4	2	2	10	0	0
17:00	670	5	588	44	2	6	4	0	6	1	1	12	0	1
18:00	303	1	258	31	4	4	0	0	1	0	0	4	0	0
19:00	135	0	112	10	1	1	2	0	2	1	1	5	0	0
20:00	71	0	56	5	0	1	2	0	2	0	0	5	0	0
21:00	56	0	48	5	0	0	1	0	1	0	0	1	0	0
22:00	34	0	31	1	0	1	0	0	0	0	0	1	0	0
23:00	24	0	23	0	0	0	0	0	0	0	0	1	0	0
07-19	3817	28	2753	601	51	87	27	0	86	5	42	128	0	9
06-22	4162	29	3009	632	54	95	35	0	97	6	44	152	0	9
06-00	4220	29	3063	633	54	96	35	0	97	6	44	154	0	9
00-00	4323	30	3123	645	56	102	37	0	106	6	47	161	0	10

Consent of copyright owner required for any other use.

40720 Dublin ATCs Site 1 Location Cloghran Rd, 30 metres North of Quarry Entrance (N53.24.954, W6.20.605)  
 22 September 2011 to 28 September 2011 Direction Northbound

TIME PERIOD	TOTAL VEHICLES	MOTOR-CYCLES	CARS OR CAR-BASED LGV	LIGHT GOODS VEHICLES	BUSES	TWO AXLE, SIX TYRE, RIGID	THREE AXLE RIGID	FOUR OR MORE AXLE RIGID	FOUR OR LESS AXLE ARTIC	FIVE AXLE ARTIC	SIX OR MORE AXLE ARTIC	FIVE OR LESS AXLE MULTI-TRAILER ARTIC	SIX AXLE MULTI-TRAILER ARTIC	SEVEN OR MORE AXLE ARTIC
<b>27 September 2011</b>														
00:00	16	0	12	2	0	0	1	0	1	0	0	0	0	0
01:00	11	0	7	0	0	0	0	0	0	0	0	4	0	0
02:00	6	0	2	1	0	0	0	0	0	0	1	2	0	0
03:00	15	1	5	4	1	1	0	0	1	0	0	2	0	0
04:00	22	1	15	2	1	3	0	0	0	0	0	0	0	0
05:00	37	0	14	7	1	3	3	0	3	0	1	5	0	0
06:00	115	1	69	10	5	9	4	0	4	0	4	9	0	0
07:00	202	3	114	43	9	9	1	1	10	1	2	7	0	2
08:00	224	5	146	47	5	5	2	0	3	1	3	7	0	0
09:00	208	3	124	46	5	4	4	0	7	1	4	8	0	2
10:00	236	2	134	58	2	7	3	0	9	0	4	17	0	0
11:00	271	5	158	69	7	5	3	0	10	0	5	8	0	1
12:00	319	4	206	61	3	4	3	0	19	0	6	12	0	1
13:00	292	2	205	49	3	7	0	0	5	1	6	12	0	2
14:00	290	1	195	66	5	5	2	0	4	0	6	5	0	1
15:00	324	2	228	50	5	10	4	0	9	0	4	12	0	0
16:00	455	4	356	65	1	6	1	0	9	1	1	11	0	0
17:00	685	6	599	46	5	8	3	0	4	0	2	12	0	0
18:00	310	3	261	23	1	4	2	0	3	0	3	9	0	1
19:00	139	0	110	16	1	0	2	0	2	0	2	6	0	0
20:00	71	0	60	7	1	0	0	0	2	0	0	1	0	0
21:00	53	1	45	2	0	0	0	0	0	0	0	5	0	0
22:00	30	0	27	1	0	0	1	0	0	0	1	0	0	0
23:00	25	0	22	2	0	0	0	0	0	0	0	1	0	0
07-19	3816	40	2726	623	51	74	28	1	92	5	46	120	0	10
06-22	4194	42	3010	658	58	83	34	1	100	5	52	141	0	10
06-00	4249	42	3059	661	58	83	35	1	100	5	53	142	0	10
00-00	4356	44	3114	677	61	90	39	1	105	5	55	155	0	10

For inspection purposes only.  
 Consent of copyright owner required for any other use.

40720 Dublin ATCs Site 1 Location Cloghran Rd, 30 metres North of Quarry Entrance (N53.24.954, W6.20.605)  
 22 September 2011 to 28 September 2011 Direction Northbound

TIME PERIOD	TOTAL VEHICLES	MOTOR-CYCLES	CARS OR CAR-BASED LGV	LIGHT GOODS VEHICLES	BUSES	TWO AXLE, SIX TYRE, RIGID	THREE AXLE RIGID	FOUR OR MORE AXLE RIGID	FOUR OR LESS AXLE ARTIC	FIVE AXLE ARTIC	SIX OR MORE AXLE ARTIC	FIVE OR LESS AXLE MULTI-TRAILER ARTIC	SIX AXLE MULTI-TRAILER ARTIC	SEVEN OR MORE AXLE ARTIC
<b>28 September 2011</b>														
00:00	10	0	3	1	0	0	1	0	2	0	0	3	0	0
01:00	13	0	6	3	1	0	0	0	0	0	2	1	0	0
02:00	12	0	4	1	0	0	0	0	2	0	0	5	0	0
03:00	15	1	9	3	0	0	0	0	0	0	1	1	0	0
04:00	21	1	11	3	0	2	0	0	0	0	1	3	0	0
05:00	53	0	40	4	1	2	2	0	3	0	0	1	0	0
06:00	103	1	57	14	4	11	3	1	3	0	0	8	0	1
07:00	157	2	85	32	9	5	0	0	6	0	4	9	1	4
08:00	228	3	152	44	3	5	0	0	5	1	3	11	0	1
09:00	233	1	150	48	3	6	2	0	9	0	1	11	0	2
10:00	266	0	150	78	6	9	3	0	3	1	7	7	0	2
11:00	308	4	197	64	5	12	2	0	9	0	3	11	0	1
12:00	311	1	207	59	8	6	1	0	10	0	6	12	0	1
13:00	320	3	221	61	4	8	4	0	6	1	5	7	0	0
14:00	312	2	205	60	4	4	3	1	12	0	8	13	0	0
15:00	306	2	209	56	4	8	2	0	9	0	5	11	0	0
16:00	484	4	384	64	3	7	1	0	7	0	3	10	0	1
17:00	690	8	603	47	2	6	2	0	6	0	1	14	0	1
18:00	306	2	250	34	2	3	1	0	2	0	5	7	0	0
19:00	131	1	112	6	0	1	0	0	1	0	2	8	0	0
20:00	90	0	79	7	0	1	0	0	1	0	0	2	0	0
21:00	51	0	47	2	0	0	0	0	0	0	0	2	0	0
22:00	41	0	35	2	0	1	0	0	1	0	0	2	0	0
23:00	27	0	21	1	0	1	0	0	0	0	1	3	0	0
07-19	3921	32	2813	647	53	79	21	1	84	3	51	123	1	13
06-22	4296	34	3108	676	57	92	24	2	89	3	53	143	1	14
06-00	4364	34	3164	679	57	94	24	2	90	3	54	148	1	14
00-00	4488	36	3237	694	59	98	27	2	97	3	58	162	1	14

Consent of copyright owner required for any other use.

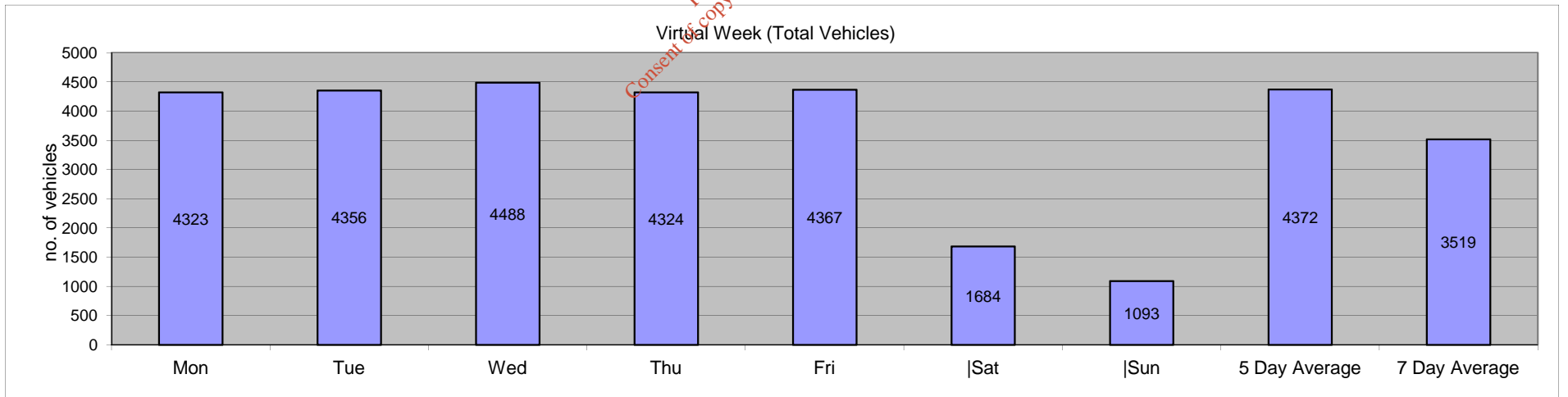
40720 Dublin ATCs Site 1 Location Cloghran Rd, 30 metres North of Quarry Entrance (N53.24.954, W6.20.605)  
 22 September 2011 to 28 September 2011 Direction Northbound

TIME PERIOD	TOTAL VEHICLES	MOTOR-CYCLES	CARS OR CAR-BASED LGV	LIGHT GOODS VEHICLES	BUSES	TWO AXLE, SIX TYRE, RIGID	THREE AXLE RIGID	FOUR OR MORE AXLE RIGID	FOUR OR LESS AXLE ARTIC	FIVE AXLE ARTIC	SIX OR MORE AXLE ARTIC	FIVE OR LESS AXLE MULTI-TRAILER ARTIC	SIX AXLE MULTI-TRAILER ARTIC	SEVEN OR MORE AXLE ARTIC
<b>Average Day</b>														
00:00	15	0	10	1	0	0	0	0	1	0	0	1	0	0
01:00	10	0	5	1	0	0	0	0	0	0	0	3	0	0
02:00	10	0	6	1	0	0	0	0	1	0	0	2	0	0
03:00	12	1	6	2	1	0	0	0	1	0	0	1	0	0
04:00	21	1	13	3	0	2	0	0	1	0	0	2	0	0
05:00	38	0	21	4	2	3	1	0	3	0	1	3	0	0
06:00	79	1	40	11	3	7	2	0	4	0	1	9	0	0
07:00	128	1	69	26	5	7	1	0	5	0	2	10	0	2
08:00	172	3	111	34	4	5	1	0	5	0	2	7	0	1
09:00	180	1	111	39	4	5	3	0	6	0	2	8	0	1
10:00	216	1	128	53	3	6	2	0	6	0	4	12	0	0
11:00	230	3	145	48	4	7	3	0	8	0	3	9	0	1
12:00	251	2	174	43	4	5	2	0	10	0	3	9	0	0
13:00	252	2	180	43	3	5	1	0	6	0	3	7	0	1
14:00	254	1	182	43	2	5	2	0	6	0	3	7	0	1
15:00	280	2	203	44	3	6	2	0	7	0	3	10	0	0
16:00	365	3	295	45	3	5	1	0	4	0	1	7	0	0
17:00	484	4	424	33	2	5	2	0	3	0	1	9	0	1
18:00	234	2	200	20	1	2	1	0	1	0	2	6	0	0
19:00	117	1	96	10	1	1	1	0	1	0	1	5	0	0
20:00	69	0	58	6	0	1	0	0	1	0	0	2	0	0
21:00	47	0	41	4	0	0	0	0	0	0	0	2	0	0
22:00	32	0	28	2	0	1	0	0	0	0	0	1	0	0
23:00	23	0	19	1	0	1	0	0	0	0	0	1	0	0
07-19	3047	24	2220	471	40	63	19	1	67	2	30	101	0	8
06-22	3359	27	2455	502	44	72	22	1	73	2	33	119	0	8
06-00	3414	27	2502	505	44	74	23	1	73	2	34	122	0	8
00-00	3519	28	2562	517	48	79	25	1	79	2	36	134	0	9

Consent for inspection purposes only. Copyright owner required for any other use.

40720 Dublin ATCs Site 1 Location Cloghran Rd, 30 metres North of Quarry Entrance (N53.24.954, W6.20.605)  
 22 September 2011 to 28 September 2011 Direction Northbound

TIME PERIOD	TOTAL VEHICLES	MOTOR-CYCLES	CARS OR CAR-BASED LGV	LIGHT GOODS VEHICLES	BUSES	TWO AXLE, SIX TYRE, RIGID	THREE AXLE RIGID	FOUR OR MORE AXLE RIGID	FOUR OR LESS AXLE ARTIC	FIVE AXLE ARTIC	SIX OR MORE AXLE ARTIC	FIVE OR LESS AXLE MULTI-TRAILER ARTIC	SIX AXLE MULTI-TRAILER ARTIC	SEVEN OR MORE AXLE ARTIC
<b>Virtual Week (1)</b>														
Mon	4323	30	3123	645	56	102	37	0	106	6	47	161	0	10
Tue	4356	44	3114	677	61	90	39	1	105	5	55	155	0	10
Wed	4488	36	3237	694	59	98	27	2	97	3	58	162	1	14
Thu	4324	31	3032	662	68	115	36	2	121	2	39	204	0	12
Fri	4367	31	3153	673	68	106	23	0	100	0	37	166	0	10
Sat	1684	12	1335	189	17	29	7	0	21	1	8	62	0	3
Sun	1093	13	942	81	5	11	3	0	6	0	5	25	0	2
<b>5 Day Average</b>														
[--]	4372	34	3132	670	62	102	32	1	106	3	47	170	0	11
<b>7 Day Average</b>														
[--]	3519	28	2562	517	48	79	25	1	79	2	36	134	0	9
<b>Total Vehicles</b>														
[--]	24635	197	17936	3621	334	551	172	5	556	17	249	935	1	61



40720 Dublin ATCs																Site	1	Location Cloghran Rd, 30 metres North of Quarry Entrance (N53.24.954, W6.20.605)																							
22 September 2011		to														28 September 2011														Direction		Northbound		Speed Limit (PSL)		ACPO (SL1)		DFT (SL2)		Mean	85%ile
Time Period	Total Vehicles	0 50	50 60	60 70	70 80	80 90	90 100	100 110	110 120	120 130	130 140	140 150	150 160	160 200	100	100	112	112	115	115	Mean	85%ile																			
22 September 2011																																									
0000	11	3	1	3	3	1	0	0	0	0	0	0	0	0	0	0	0	0	0	0	61.7	71.3																			
01:00	11	1	3	3	3	0	1	0	0	0	0	0	0	0	0	0	0	0	0	0	64.7	72.4																			
02:00	14	0	4	3	6	0	1	0	0	0	0	0	0	0	0	0	0	0	0	0	70.1	79.6																			
03:00	12	2	3	3	2	2	0	0	0	0	0	0	0	0	0	0	0	0	0	0	64.9	79.6																			
04:00	31	4	8	11	7	1	0	0	0	0	0	0	0	0	0	0	0	0	0	0	62.8	77																			
05:00	41	10	10	10	8	3	0	0	0	0	0	0	0	0	0	0	0	0	0	0	60.1	73.4																			
06:00	102	31	34	23	9	3	1	1	0	0	0	0	0	0	0	0	0	0	0	0	57.4	68.4																			
07:00	161	44	56	39	16	5	0	1	0	0	0	0	0	0	0	0	0	0	0	0	57	68																			
08:00	197	77	60	44	11	0	5	0	0	0	0	0	0	0	0	0	0	0	0	0	54.4	66.2																			
09:00	203	49	78	57	13	6	0	0	0	0	0	0	0	0	0	0	0	0	0	0	57.4	67																			
10:00	254	82	85	57	27	2	0	1	0	0	0	0	0	0	0	0	0	0	0	0	56.4	67.3																			
11:00	285	75	123	49	31	5	2	0	0	0	0	0	0	0	0	0	0	0	0	0	56.5	67.7																			
12:00	285	66	106	74	29	8	2	0	0	0	0	0	0	0	0	0	0	0	0	0	58	68																			
13:00	297	44	104	107	28	10	3	1	0	0	0	0	0	0	0	0	0	0	0	0	60.5	69.1																			
14:00	294	80	109	73	24	6	2	0	0	0	0	0	0	0	0	0	0	0	0	0	56.8	66.6																			
15:00	341	79	124	95	34	5	3	1	0	0	0	0	0	0	0	0	0	0	0	0	58	67.3																			
16:00	468	58	163	176	59	5	7	0	0	0	0	0	0	0	0	0	0	0	0	0	60.9	69.8																			
17:00	631	118	219	217	67	8	1	1	0	0	0	0	0	0	0	0	0	0	0	0	58.9	68.4																			
18:00	297	29	73	113	55	22	4	1	0	0	0	0	0	0	0	0	0	0	0	0	64.3	75.2																			
19:00	167	12	44	56	39	13	3	0	0	0	0	0	0	0	0	0	0	0	0	0	65	76																			
20:00	92	12	22	35	14	7	2	0	0	0	0	0	0	0	0	0	0	0	0	0	63.2	74.5																			
21:00	58	8	21	8	14	6	0	1	0	0	0	0	0	0	0	0	0	0	0	0	63.3	77.4																			
22:00	46	6	7	14	10	6	3	0	0	0	0	0	0	0	0	0	0	0	0	0	67.5	82.4																			
23:00	26	2	4	8	7	2	3	0	0	0	0	0	0	0	0	0	0	0	0	0	70.1	85																			
07-19	3713	801	1300	1101	394	82	29	6	0	0	0	0	0	0	6	0.2	0	0	0	0	58.6	69.1																			
06-22	4132	864	1421	1223	470	111	35	8	0	0	0	0	0	0	8	0.2	0	0	0	0	59	69.8																			
06-00	4204	872	1432	1245	487	119	41	8	0	0	0	0	0	0	8	0.2	0	0	0	0	59.2	70.2																			
00-00	4324	892	1461	1278	516	126	43	8	0	0	0	0	0	0	8	0.2	0	0	0	0	59.3	70.2																			



40720 Dublin ATCs																Site	1	Location Cloghran Rd, 30 metres North of Quarry Entrance (N53.24.954, W6.20.605)										
22 September 2011		to														28 September 2011	Direction	Northbound	Speed Limit (PSL)					ACPO (SL1)		DFT (SL2)		
Time Period	Total Vehicles	0	50	60	70	80	Speed Bins				120	130	140	150	160	100	100	112	112	115	115	Mean Speed	85%ile Speed					
		50	60	70	80	90	100	110	120	130	140	150	160	200					DFT	DFT								
<b>23 September 2011</b>																												
0000	18	1	6	7	3	0	1	0	0	0	0	0	0	0	0	0	0	0	0	0	63	70.9						
01:00	12	2	3	2	4	0	1	0	0	0	0	0	0	0	0	0	0	0	0	0	64.7	74.5						
02:00	8	1	1	2	3	0	1	0	0	0	0	0	0	0	0	0	0	0	0	0	68.8	-						
03:00	17	0	4	5	3	4	0	0	0	1	0	0	0	0	1	5.9	1	5.9	1	5.9	72.7	83.2						
04:00	31	3	8	9	7	4	0	0	0	0	0	0	0	0	0	0	0	0	0	0	65.7	78.8						
05:00	45	11	11	10	11	1	0	1	0	0	0	0	0	0	1	2.2	0	0	0	0	60.4	74.5						
06:00	93	38	26	12	13	2	2	0	0	0	0	0	0	0	0	0	0	0	0	0	54.4	69.8						
07:00	159	54	46	31	22	4	2	0	0	0	0	0	0	0	0	0	0	0	0	0	56.9	70.9						
08:00	218	41	78	71	22	5	1	0	0	0	0	0	0	0	0	0	0	0	0	0	58.8	69.1						
09:00	257	88	97	51	14	6	1	0	0	0	0	0	0	0	0	0	0	0	0	0	55	65.2						
10:00	286	83	93	81	22	5	2	0	0	0	0	0	0	0	0	0	0	0	0	0	56.9	67.7						
11:00	275	70	95	69	35	5	1	0	0	0	0	0	0	0	0	0	0	0	0	0	57.3	69.5						
12:00	323	50	116	106	40	10	1	0	0	0	0	0	0	0	0	0	0	0	0	0	60.4	70.2						
13:00	334	51	133	104	37	8	1	0	0	0	0	0	0	0	0	0	0	0	0	0	59.1	69.1						
14:00	343	78	112	106	37	8	2	0	0	0	0	0	0	0	0	0	0	0	0	0	58.7	69.1						
15:00	397	61	152	121	46	13	4	0	0	0	0	0	0	0	0	0	0	0	0	0	59.6	69.8						
16:00	487	79	163	182	47	13	3	0	0	0	0	0	0	0	0	0	0	0	0	0	60	69.1						
17:00	522	87	190	182	50	10	3	0	0	0	0	0	0	0	0	0	0	0	0	0	59.1	68						
18:00	230	23	42	100	46	12	4	2	0	1	0	0	0	0	3	1.3	1	0.4	1	0.4	65.2	75.2						
19:00	115	19	25	45	16	8	1	0	1	0	0	0	0	0	1	0.9	1	0.9	0	0	62.3	72.7						
20:00	68	5	19	16	21	5	2	0	0	0	0	0	0	0	0	0	0	0	0	0	66.5	76.7						
21:00	64	11	14	16	19	2	1	0	1	0	0	0	0	0	1	1.6	0	0	0	0	64.3	74.5						
22:00	37	3	5	18	9	1	1	0	0	0	0	0	0	0	0	0	0	0	0	0	66.3	75.2						
23:00	28	4	14	2	5	2	1	0	0	0	0	0	0	0	0	0	0	0	0	0	62.1	77						
07-19	3831	765	1317	1204	418	99	25	2	0	1	0	0	0	0	3	0.1	1	0	1	0	59	69.5						
06-22	4171	838	1401	1293	487	116	31	2	2	1	0	0	0	0	5	0.1	2	0	1	0	59.2	69.8						
06-00	4236	845	1420	1313	501	119	33	2	2	1	0	0	0	0	5	0.1	2	0	1	0	59.3	70.2						
00-00	4367	863	1453	1348	532	128	36	3	2	2	0	0	0	0	7	0.2	3	0.1	2	0	59.4	70.2						

40720 Dublin ATCs																Site	1	Location Cloghran Rd, 30 metres North of Quarry Entrance (N53.24.954, W6.20.605)																					
22 September 2011		to														28 September 2011														Direction	Northbound	Speed Limit (PSL)		ACPO (SL1)		DFT (SL2)		Mean	85%ile
Time Period	Total Vehicles	0 50	50 60	60 70	70 80	80 90	90 100	100 110	110 120	120 130	130 140	140 150	150 160	160 200	100	100	112	112	115	115	Mean	85%ile																	
24 September 2011																						DFT	DFT	Speed	Speed														
0000	24	3	9	2	7	2	1	0	0	0	0	0	0	0	0	0	0	0	0	0	64.6	78.1																	
01:00	11	2	1	3	2	2	0	1	0	0	0	0	0	0	1	9.1	0	0	0	0	69.6	80.3																	
02:00	12	1	2	6	3	0	0	0	0	0	0	0	0	0	0	0	0	0	0	0	63.8	70.9																	
03:00	8	0	2	2	3	1	0	0	0	0	0	0	0	0	0	0	0	0	0	0	69.5	-																	
04:00	9	2	4	1	2	0	0	0	0	0	0	0	0	0	0	0	0	0	0	0	59.1	-																	
05:00	26	4	12	7	3	0	0	0	0	0	0	0	0	0	0	0	0	0	0	0	58.7	68.8																	
06:00	42	12	10	14	5	0	1	0	0	0	0	0	0	0	0	0	0	0	0	0	58	67.3																	
07:00	66	18	19	16	8	4	0	1	0	0	0	0	0	0	1	1.5	0	0	0	0	59.4	73.1																	
08:00	58	9	9	25	10	5	0	0	0	0	0	0	0	0	0	0	0	0	0	0	64.1	75.2																	
09:00	78	8	27	26	12	4	1	0	0	0	0	0	0	0	0	0	0	0	0	0	62.7	71.6																	
10:00	115	12	25	35	32	8	1	2	0	0	0	0	0	0	2	1.7	0	0	0	0	65.7	77.4																	
11:00	129	19	41	34	27	6	2	0	0	0	0	0	0	0	0	0	0	0	0	0	62.2	74.5																	
12:00	152	12	37	57	34	7	5	0	0	0	0	0	0	0	0	0	0	0	0	0	65.1	76																	
13:00	153	13	34	58	34	8	5	1	0	0	0	0	0	0	1	0.7	0	0	0	0	65.9	76.3																	
14:00	137	9	36	41	32	11	5	3	0	0	0	0	0	0	3	2.2	0	0	0	0	67.1	79.2																	
15:00	133	8	18	55	30	14	5	2	1	0	0	0	0	0	3	2.3	0	0	0	0	68.9	81.4																	
16:00	106	6	27	34	22	13	2	1	1	0	0	0	0	0	2	1.9	1	0.9	0	0	67.2	80.3																	
17:00	121	3	16	49	37	14	1	1	0	0	0	0	0	0	1	0.8	0	0	0	0	69	78.1																	
18:00	116	7	19	45	33	9	1	2	0	0	0	0	0	0	2	1.7	0	0	0	0	67.6	78.1																	
19:00	80	8	20	24	21	6	1	0	0	0	0	0	0	0	0	0	0	0	0	0	64.7	76																	
20:00	44	6	14	12	9	3	0	0	0	0	0	0	0	0	0	0	0	0	0	0	62.6	72.7																	
21:00	22	5	4	8	3	2	0	0	0	0	0	0	0	0	0	0	0	0	0	0	62.5	78.1																	
22:00	24	2	3	11	7	1	0	0	0	0	0	0	0	0	0	0	0	0	0	0	66.2	73.1																	
23:00	18	0	5	8	4	1	0	0	0	0	0	0	0	0	0	0	0	0	0	0	66.8	76.3																	
07-19	1364	124	308	475	311	103	28	13	2	0	0	0	0	0	15	1.1	1	0.1	0	0	65.8	77.4																	
06-22	1552	155	356	533	349	114	30	13	2	0	0	0	0	0	15	1	1	0.1	0	0	65.4	77.4																	
06-00	1594	157	364	552	360	116	30	13	2	0	0	0	0	0	15	0.9	1	0.1	0	0	65.4	77.4																	
00-00	1684	169	394	573	380	121	31	14	2	0	0	0	0	0	16	1	1	0.1	0	0	65.3	77.4																	

40720 Dublin ATCs																Site	1	Location Cloghran Rd, 30 metres North of Quarry Entrance (N53.24.954, W6.20.605)										
22 September 2011		to														28 September 2011	Direction	Northbound	Speed Limit (PSL)					ACPO (SL1)		DFT (SL2)		
Time Period	Total Vehicles	0 50	50 60	60 70	70 80	80 90	90 100	100 110	110 120	120 130	130 140	140 150	150 160	160 200	100	100	112	112	115	115	Mean Speed	85%ile Speed						
<b>25 September 2011</b>																												
0000	14	0	3	7	2	1	0	0	0	1	0	0	0	0	1	7.1	1	7.1	1	7.1	69.5	76.7						
01:00	9	0	2	2	2	1	2	0	0	0	0	0	0	0	0	0	0	0	0	0	73.3	-						
02:00	10	1	0	5	3	1	0	0	0	0	0	0	0	0	0	0	0	0	0	0	69	-						
03:00	7	1	2	3	0	0	0	1	0	0	0	0	0	0	1	14.3	0	0	0	0	66.5	-						
04:00	8	1	1	1	2	3	0	0	0	0	0	0	0	0	0	0	0	0	0	0	67.7	-						
05:00	15	4	2	1	5	3	0	0	0	0	0	0	0	0	0	0	0	0	0	0	62.1	81						
06:00	18	5	6	3	3	1	0	0	0	0	0	0	0	0	0	0	0	0	0	0	58.3	69.8						
07:00	31	7	9	9	5	0	1	0	0	0	0	0	0	0	0	0	0	0	0	0	60.6	72.4						
08:00	27	3	5	5	11	2	1	0	0	0	0	0	0	0	0	0	0	0	0	0	66.1	78.5						
09:00	36	6	5	6	11	5	2	1	0	0	0	0	0	0	1	2.8	0	0	0	0	67.1	84.2						
10:00	81	8	18	22	26	5	1	1	0	0	0	0	0	0	1	1.2	0	0	0	0	65.5	76						
11:00	79	5	17	35	16	3	2	0	1	0	0	0	0	0	1	1.3	1	1.3	1	1.3	65	77.4						
12:00	71	4	16	31	12	7	1	0	0	0	0	0	0	0	0	0	0	0	0	0	65.4	75.6						
13:00	83	7	15	37	20	4	0	0	0	0	0	0	0	0	0	0	0	0	0	0	64.4	75.2						
14:00	101	9	35	38	15	3	1	0	0	0	0	0	0	0	0	0	0	0	0	0	62.1	70.9						
15:00	107	4	24	55	23	1	0	0	0	0	0	0	0	0	0	0	0	0	0	0	64.4	72						
16:00	98	7	34	29	21	3	4	0	0	0	0	0	0	0	0	0	0	0	0	0	64.3	73.1						
17:00	72	1	11	30	22	6	2	0	0	0	0	0	0	0	0	0	0	0	0	0	68.4	77						
18:00	78	10	15	31	18	4	0	0	0	0	0	0	0	0	0	0	0	0	0	0	63.7	75.2						
19:00	51	2	8	26	11	3	0	1	0	0	0	0	0	0	1	2	0	0	0	0	66.3	74.5						
20:00	45	4	12	14	7	5	2	0	1	0	0	0	0	0	1	2.2	0	0	0	0	66.4	81.7						
21:00	28	6	4	6	7	4	0	1	0	0	0	0	0	0	1	3.6	0	0	0	0	66.3	85						
22:00	14	3	4	1	5	1	0	0	0	0	0	0	0	0	0	0	0	0	0	0	62.3	77.8						
23:00	10	1	2	2	2	3	0	0	0	0	0	0	0	0	0	0	0	0	0	0	68.4	-						
07-19	864	71	204	328	200	43	15	2	1	0	0	0	0	0	3	0.3	1	0.1	1	0.1	64.7	75.2						
06-22	1006	88	234	377	228	56	17	4	2	0	0	0	0	0	6	0.6	1	0.1	1	0.1	64.8	75.2						
06-00	1030	92	240	380	235	60	17	4	2	0	0	0	0	0	6	0.6	1	0.1	1	0.1	64.8	75.6						
00-00	1093	99	250	399	249	69	19	5	2	1	0	0	0	0	8	0.7	2	0.2	2	0.2	64.9	75.6						

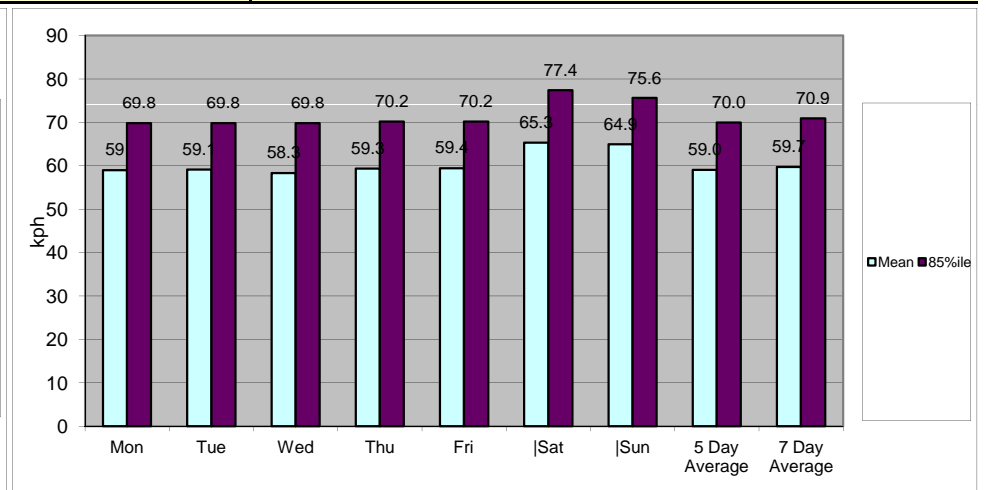
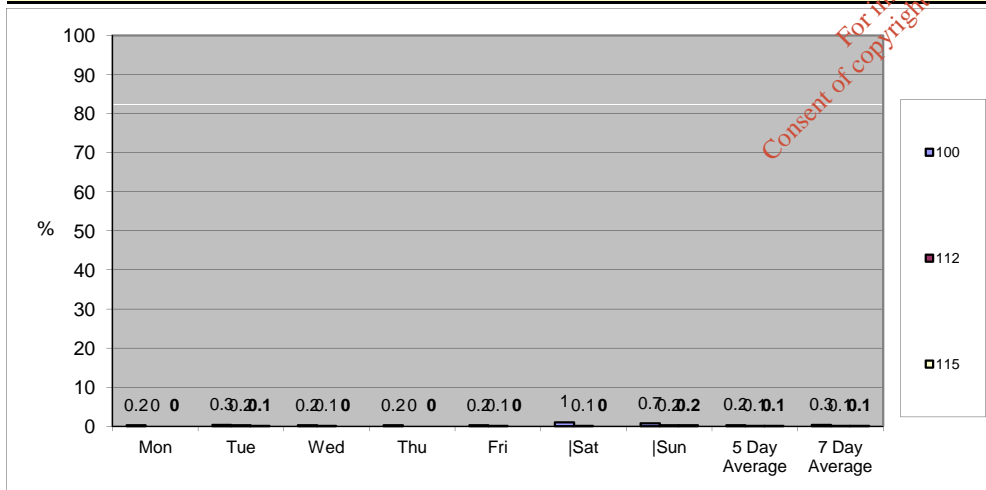
40720 Dublin ATCs																Site	1	Location Cloghran Rd, 30 metres North of Quarry Entrance (N53.24.954, W6.20.605)																							
22 September 2011		to														28 September 2011														Direction		Northbound		Speed Limit (PSL)		ACPO (SL1)		DFT (SL2)		Mean	85%ile
Time Period	Total Vehicles	0 50	50 60	60 70	70 80	80 90	90 100	100 110	110 120	120 130	130 140	140 150	150 160	160 200	100	100	112	112	115	115	Mean	85%ile																			
26 September 2011																																									
0000	11	0	2	2	2	2	2	1	0	0	0	0	0	0	1	9.1	0	0	0	0	79.2	91.4																			
01:00	3	0	1	0	0	1	0	1	0	0	0	0	0	0	1	33.3	0	0	0	0	82.2	-																			
02:00	9	1	1	1	3	3	0	0	0	0	0	0	0	0	0	0	0	0	0	0	72.3	-																			
03:00	8	1	2	4	1	0	0	0	0	0	0	0	0	0	0	0	0	0	0	0	62.1	-																			
04:00	26	2	10	5	7	2	0	0	0	0	0	0	0	0	0	0	0	0	0	0	63.5	74.5																			
05:00	46	10	13	12	8	2	1	0	0	0	0	0	0	0	0	0	0	0	0	0	60.5	72																			
06:00	83	27	25	21	8	2	0	0	0	0	0	0	0	0	0	0	0	0	0	0	55.9	68.4																			
07:00	119	25	36	34	18	6	0	0	0	0	0	0	0	0	0	0	0	0	0	0	60	73.1																			
08:00	249	107	77	50	14	1	0	0	0	0	0	0	0	0	0	0	0	0	0	0	53.4	64.4																			
09:00	245	62	100	58	19	4	2	0	0	0	0	0	0	0	0	0	0	0	0	0	56.7	66.6																			
10:00	271	70	91	79	24	5	1	1	0	0	0	0	0	0	1	0.4	0	0	0	0	57.4	67																			
11:00	266	70	111	55	23	6	1	0	0	0	0	0	0	0	0	0	0	0	0	0	56.6	67.3																			
12:00	299	73	112	79	28	6	1	0	0	0	0	0	0	0	0	0	0	0	0	0	57.5	67.7																			
13:00	286	53	106	82	38	5	1	1	0	0	0	0	0	0	1	0.3	0	0	0	0	59.2	70.2																			
14:00	299	49	105	95	41	6	2	1	0	0	0	0	0	0	1	0.3	0	0	0	0	60.2	70.6																			
15:00	350	70	123	99	44	11	3	0	0	0	0	0	0	0	0	0	0	0	0	0	59.3	71.3																			
16:00	460	73	187	141	45	9	4	1	0	0	0	0	0	0	1	0.2	0	0	0	0	59	68.4																			
17:00	670	158	225	232	44	10	1	0	0	0	0	0	0	0	0	0	0	0	0	0	57.6	67																			
18:00	303	38	66	118	61	15	5	0	0	0	0	0	0	0	0	0	0	0	0	0	63.5	73.4																			
19:00	135	7	41	47	28	8	3	0	1	0	0	0	0	0	1	0.7	1	0.7	1	0.7	65.2	76																			
20:00	71	10	16	23	14	6	1	1	0	0	0	0	0	0	1	1.4	0	0	0	0	64.7	76.3																			
21:00	56	4	17	21	9	4	1	0	0	0	0	0	0	0	0	0	0	0	0	0	63.5	77																			
22:00	34	3	4	6	12	6	3	0	0	0	0	0	0	0	0	0	0	0	0	0	71.7	82.4																			
23:00	24	2	3	11	4	2	2	0	0	0	0	0	0	0	0	0	0	0	0	0	67.6	78.8																			
07-19	3817	848	1339	1122	399	84	21	4	0	0	0	0	0	0	4	0.1	0	0	0	0	58.4	69.1																			
06-22	4162	896	1438	1234	458	104	26	5	1	0	0	0	0	0	6	0.1	1	0	1	0	58.7	69.5																			
06-00	4220	901	1445	1251	474	112	31	5	1	0	0	0	0	0	6	0.1	1	0	1	0	58.9	69.8																			
00-00	4323	915	1474	1275	495	122	34	7	1	0	0	0	0	0	8	0.2	1	0	1	0	59	69.8																			

40720 Dublin ATCs																Site	1	Location Cloghran Rd, 30 metres North of Quarry Entrance (N53.24.954, W6.20.605)												
22 September 2011		to														28 September 2011	Direction		Northbound		Speed Limit (PSL)					ACPO (SL1)		DFT (SL2)		
Time Period	Total Vehicles	0	50	60	70	80	90	100	110	120	130	140	150	160	100	100	112	112	115	115	Mean	85%ile								
		50	60	70	80	90	100	110	120	130	140	150	160	200					DFT	DFT	Speed	Speed								
<b>27 September 2011</b>																														
0000	16	3	5	7	1	0	0	0	0	0	0	0	0	0	0	0	0	0	0	0	58.2	66.2								
01:00	11	2	1	5	2	0	1	0	0	0	0	0	0	0	0	0	0	0	0	0	64.5	73.4								
02:00	6	1	0	4	1	0	0	0	0	0	0	0	0	0	0	0	0	0	0	0	60.8	-								
03:00	15	0	3	6	4	2	0	0	0	0	0	0	0	0	0	0	0	0	0	0	68	75.6								
04:00	22	2	8	7	3	1	1	0	0	0	0	0	0	0	0	0	0	0	0	0	63	74.2								
05:00	37	13	10	7	6	1	0	0	0	0	0	0	0	0	0	0	0	0	0	0	56.7	71.3								
06:00	115	42	39	28	5	1	0	0	0	0	0	0	0	0	0	0	0	0	0	0	54.5	64.1								
07:00	202	60	62	53	18	6	2	0	1	0	0	0	0	0	1	0.5	1	0.5	0	0	57	69.1								
08:00	224	56	90	61	16	1	0	0	0	0	0	0	0	0	0	0	0	0	0	0	56	66.2								
09:00	208	61	79	49	15	4	0	0	0	0	0	0	0	0	0	0	0	0	0	0	56.3	66.6								
10:00	236	63	90	59	15	8	1	0	0	0	0	0	0	0	0	0	0	0	0	0	56.8	66.2								
11:00	271	63	100	71	33	3	1	0	0	0	0	0	0	0	0	0	0	0	0	0	57.5	68.8								
12:00	319	78	127	73	27	11	2	0	0	0	0	0	0	0	1	0.3	1	0.3	1	0.3	58	67.7								
13:00	292	53	97	105	27	10	0	0	0	0	0	0	0	0	0	0	0	0	0	0	59.1	68.8								
14:00	290	57	112	90	23	5	2	0	0	0	1	0	0	0	1	0.3	1	0.3	1	0.3	58.3	68								
15:00	324	58	113	100	35	14	2	1	0	1	0	0	0	0	2	0.6	1	0.3	1	0.3	60.2	70.6								
16:00	455	68	177	142	57	6	5	0	0	0	0	0	0	0	0	0	0	0	0	0	59.6	69.8								
17:00	685	101	315	206	59	4	0	0	0	0	0	0	0	0	0	0	0	0	0	0	58.1	66.2								
18:00	310	35	93	105	57	11	4	1	2	0	2	0	0	0	5	1.6	2	0.6	2	0.6	63.6	73.1								
19:00	139	14	26	55	30	11	1	2	0	0	0	0	0	0	2	1.4	0	0	0	0	65.4	76								
20:00	71	5	14	26	16	4	5	1	0	0	0	0	0	0	1	1.4	0	0	0	0	67.8	78.1								
21:00	53	4	15	18	9	4	2	0	1	0	0	0	0	0	1	1.9	1	1.9	1	1.9	66.1	77								
22:00	30	3	6	5	9	6	0	1	0	0	0	0	0	0	1	3.3	0	0	0	0	69.3	84.2								
23:00	25	2	3	3	15	2	0	0	0	0	0	0	0	0	0	0	0	0	0	0	68.6	74.5								
07-19	3816	753	1455	1114	382	83	19	2	3	2	3	0	0	0	10	0.3	6	0.2	5	0.1	58.6	68.8								
06-22	4194	818	1549	1241	442	103	27	5	4	2	3	0	0	0	14	0.3	7	0.2	6	0.1	58.9	69.1								
06-00	4249	823	1558	1249	466	111	27	6	4	2	3	0	0	0	15	0.4	7	0.2	6	0.1	59.1	69.5								
00-00	4356	844	1585	1285	483	115	29	6	4	2	3	0	0	0	15	0.3	7	0.2	6	0.1	59.1	69.8								

40720 Dublin ATCs																Site	1	Location Cloghran Rd, 30 metres North of Quarry Entrance (N53.24.954, W6.20.605)																							
22 September 2011		to														28 September 2011														Direction		Northbound		Speed Limit (PSL)		ACPO (SL1)		DFT (SL2)		Mean	85%ile
Time Period	Total Vehicles	0 50	50 60	60 70	70 80	80 90	90 100	100 110	110 120	120 130	130 140	140 150	150 160	160 200	100	100	112	112	115	115	Mean	85%ile																			
28 September 2011																																									
0000	10	5	0	4	1	0	0	0	0	0	0	0	0	0	0	0	0	0	0	0	53.7	-																			
01:00	13	3	3	2	3	1	0	1	0	0	0	0	0	0	1	7.7	0	0	0	0	63.2	79.2																			
02:00	12	1	1	6	3	1	0	0	0	0	0	0	0	0	0	0	0	0	0	0	65.5	74.2																			
03:00	15	1	3	5	5	1	0	0	0	0	0	0	0	0	0	0	0	0	0	0	65.5	73.4																			
04:00	21	1	4	5	8	2	1	0	0	0	0	0	0	0	0	0	0	0	0	0	68.6	79.9																			
05:00	53	11	18	13	8	2	1	0	0	0	0	0	0	0	0	0	0	0	0	0	59.6	73.4																			
06:00	103	36	37	18	9	1	2	0	0	0	0	0	0	0	0	0	0	0	0	0	54.9	67																			
07:00	157	27	65	45	16	4	0	0	0	0	0	0	0	0	0	0	0	0	0	0	58.4	67																			
08:00	228	90	81	41	12	2	1	0	1	0	0	0	0	0	1	0.4	1	0.4	0	0	53.3	63.7																			
09:00	233	76	65	69	18	5	0	0	0	0	0	0	0	0	0	0	0	0	0	0	56	67.3																			
10:00	266	73	99	63	21	9	0	0	1	0	0	0	0	0	1	0.4	1	0.4	1	0.4	56.2	67																			
11:00	308	95	109	62	31	9	0	2	0	0	0	0	0	0	2	0.6	0	0	0	0	56.3	68																			
12:00	311	100	104	65	31	8	3	0	0	0	0	0	0	0	0	0	0	0	0	0	56.8	68.4																			
13:00	320	72	86	93	53	10	5	1	0	0	0	0	0	0	1	0.3	0	0	0	0	60.5	71.3																			
14:00	312	111	84	76	31	10	0	0	0	0	0	0	0	0	0	0	0	0	0	0	55.6	68																			
15:00	306	63	116	94	25	7	1	0	0	0	0	0	0	0	0	0	0	0	0	0	57.8	67.3																			
16:00	484	102	181	141	46	8	6	0	0	0	0	0	0	0	0	0	0	0	0	0	58.1	68																			
17:00	690	126	276	218	59	8	2	1	0	0	0	0	0	0	1	0.1	0	0	0	0	58.2	67.3																			
18:00	306	26	98	109	56	13	4	0	0	0	0	0	0	0	0	0	0	0	0	0	63.3	73.1																			
19:00	131	22	29	36	31	9	3	0	0	0	1	0	0	0	1	0.8	1	0.8	1	0.8	64.2	77																			
20:00	90	8	17	36	22	5	2	0	0	0	0	0	0	0	0	0	0	0	0	0	65	74.9																			
21:00	51	7	9	16	13	4	1	1	0	0	0	0	0	0	1	2	0	0	0	0	65.4	74.5																			
22:00	41	8	13	12	4	2	2	0	0	0	0	0	0	0	0	0	0	0	0	0	62	74.5																			
23:00	27	3	3	8	9	3	0	1	0	0	0	0	0	0	1	3.7	0	0	0	0	68.6	76																			
07-19	3921	961	1364	1076	399	93	22	4	2	0	0	0	0	0	6	0.2	2	0.1	1	0	57.7	68.8																			
06-22	4296	1034	1456	1182	474	112	30	5	2	0	1	0	0	0	8	0.2	3	0.1	2	0	58.1	69.5																			
06-00	4364	1045	1472	1202	487	117	32	6	2	0	1	0	0	0	9	0.2	3	0.1	2	0	58.2	69.8																			
00-00	4488	1067	1501	1237	515	124	34	7	2	0	1	0	0	0	10	0.2	3	0.1	2	0	58.3	69.8																			

40720 Dublin ATCs																Site	1	Location Cloghran Rd, 30 metres North of Quarry Entrance (N53.24.954, W6.20.605)																							
22 September 2011		to														28 September 2011														Direction		Northbound		Speed Limit (PSL)		ACPO (SL1)		DFT (SL2)		Mean	85%ile
Time Period	Total Vehicles	0	50	60	70	80	90	100	110	120	130	140	150	160	100	100	112	112	115	115	Mean	85%ile																			
		50	60	70	80	90	100	110	120	130	140	150	160	200					DFT	DFT	Speed	Speed																			
<b>Average Day</b>																																									
0000	15	2	4	5	3	1	1	0	0	0	0	0	0	0	0	1.9	0	1	0	1	64.2	78.1																			
01:00	10	1	2	2	2	1	1	0	0	0	0	0	0	0	0	4.3	0	0	0	0	67	-																			
02:00	10	1	1	4	3	1	0	0	0	0	0	0	0	0	0	0	0	0	0	0	67.5	79.2																			
03:00	12	1	3	4	3	1	0	0	0	0	0	0	0	0	0	2.4	0	1.2	0	1.2	67.5	79.6																			
04:00	21	2	6	6	5	2	0	0	0	0	0	0	0	0	0	0	0	0	0	0	64.4	77.8																			
05:00	38	9	11	9	7	2	0	0	0	0	0	0	0	0	0	0.4	0	0	0	0	59.6	73.4																			
06:00	79	27	25	17	7	1	1	0	0	0	0	0	0	0	0	0.2	0	0	0	0	55.7	68																			
07:00	128	34	42	32	15	4	1	0	0	0	0	0	0	0	0	0.3	0	0.1	0	0	57.9	70.2																			
08:00	172	55	57	42	14	2	1	0	0	0	0	0	0	0	0	0.1	0	0.1	0	0	55.8	67																			
09:00	180	50	64	45	15	5	1	0	0	0	0	0	0	0	0	0.1	0	0	0	0	57	67.7																			
10:00	216	56	72	57	24	6	1	1	0	0	0	0	0	0	1	0.4	0	0.1	0	0.1	57.9	69.5																			
11:00	230	57	85	54	28	5	1	0	0	0	0	0	0	0	0	0.2	0	0.1	0	0.1	57.7	69.8																			
12:00	251	55	88	69	29	8	2	0	0	0	0	0	0	0	0	0.1	0	0.1	0	0.1	59	70.2																			
13:00	252	42	82	84	34	8	2	1	0	0	0	0	0	0	1	0.2	0	0	0	0	60.5	70.6																			
14:00	254	56	85	74	29	7	2	1	0	0	0	0	0	0	1	0.3	0	0.1	0	0.1	58.9	69.8																			
15:00	280	49	96	88	34	9	3	1	0	0	0	0	0	0	1	0.3	0	0.1	0	0.1	60	70.6																			
16:00	365	56	133	121	42	8	4	0	0	0	0	0	0	0	0	0.1	0	0	0	0	60	69.8																			
17:00	484	85	179	162	48	9	1	0	0	0	0	0	0	0	0	0.1	0	0	0	0	58.9	68.4																			
18:00	234	24	58	89	47	12	3	1	0	0	0	0	0	0	2	0.7	0	0.2	0	0.2	64.2	74.5																			
19:00	117	12	28	41	25	8	2	0	0	0	0	0	0	0	1	0.7	0	0.4	0	0.2	64.7	76																			
20:00	69	7	16	23	15	5	2	0	0	0	0	0	0	0	0	0.6	0	0	0	0	65.2	76.3																			
21:00	47	6	12	13	11	4	1	0	0	0	0	0	0	0	1	1.5	0	0.3	0	0.3	64.5	77																			
22:00	32	4	6	10	8	3	1	0	0	0	0	0	0	0	0	0.4	0	0	0	0	66.7	79.9																			
23:00	23	2	5	6	7	2	1	0	0	0	0	0	0	0	0	0.6	0	0	0	0	67.3	77.4																			
07-19	3047	618	1041	917	358	84	23	5	1	0	0	0	0	0	7	0.2	2	0.1	1	0	59.2	70.2																			
06-22	3359	670	1122	1012	415	102	28	6	2	0	1	0	0	0	9	0.3	2	0.1	2	0	59.5	70.6																			
06-00	3414	676	1133	1027	430	108	30	6	2	0	1	0	0	0	9	0.3	2	0.1	2	0	59.6	70.6																			
00-00	3519	693	1160	1056	453	115	32	7	2	1	1	0	0	0	10	0.3	2	0.1	2	0.1	59.7	70.9																			

40720 Dublin ATCs										Site	1 Location Cloghran Rd, 30 metres North of Quarry Entrance (N53.24.954, W6.20.605)													
22 September 2011					to					28 September 2011					Direction		Northbound		Speed Limit (PSL)		ACPO (SL1)		DFT (SL2)	
Time Period	Total Vehicles	0	50	60	70	80	90	100	110	120	130	140	150	160	100	100	112	112	115	115	Mean Speed	85%ile Speed		
		50	60	70	80	90	100	110	120	130	140	150	160	200					DFT	DFT				
<b>Virtual Week (1)</b>																								
Mon	4323	915	1474	1275	495	122	34	7	1	0	0	0	0	0	8	0.2	1	0	1	0	59	69.8		
Tue	4356	844	1585	1285	483	115	29	6	4	2	3	0	0	0	15	0.3	7	0.2	6	0.1	59.1	69.8		
Wed	4488	1067	1501	1237	515	124	34	7	2	0	1	0	0	0	10	0.2	3	0.1	2	0	58.3	69.8		
Thu	4324	892	1461	1278	516	126	43	8	0	0	0	0	0	0	8	0.2	0	0	0	0	59.3	70.2		
Fri	4367	863	1453	1348	532	128	36	3	2	2	0	0	0	0	7	0.2	3	0.1	2	0	59.4	70.2		
Sat	1684	169	394	573	380	121	31	14	2	0	0	0	0	0	16	1	1	0.1	0	0	65.3	77.4		
Sun	1093	99	250	399	249	69	19	5	2	1	0	0	0	0	8	0.7	2	0.2	2	0.2	64.9	75.6		
<b>5 Day Average</b>																								
[--]	4372	916	1495	1285	508	123	35	6	2	1	1	0	0	0	10	0.2	3	0.1	2	0.1	59.0	70.0		
<b>7 Day Average</b>																								
[--]	3519	693	1160	1056	453	115	32	7	2	1	1	0	0	0	10	0.3	2	0.1	2	0.1	59.7	70.9		
<b>Total Vehicles</b>																								
[--]	24635	4849	8118	7395	3170	805	226	50	13	5	4	0	0	0	72	0.3	17	0.1	13	0.1	59.7	70.9		





40720 Dublin ATCs Site 1 Location Cloghran Rd, 30 metres North of Quarry Entrance (N53.24.954, W6.20.605)  
 22 September 2011 to 28 September 2011 Direction Southbound

TIME PERIOD	TOTAL VEHICLES	MOTOR-CYCLES	CARS OR CAR-BASED LGV	LIGHT GOODS VEHICLES	BUSES	TWO AXLE, SIX TYRE, RIGID	THREE AXLE RIGID	FOUR OR MORE AXLE RIGID	FOUR OR LESS AXLE ARTIC	FIVE AXLE ARTIC	SIX OR MORE AXLE ARTIC	FIVE OR LESS AXLE MULTI-TRAILER ARTIC	SIX AXLE MULTI-TRAILER ARTIC	SEVEN OR MORE AXLE ARTIC
<b>22 September 2011</b>														
00:00	16	0	12	2	0	0	0	0	1	0	0	1	0	0
01:00	13	0	8	1	0	0	0	0	0	0	0	4	0	0
02:00	16	0	14	1	0	0	0	0	0	0	0	1	0	0
03:00	23	0	16	5	1	0	0	0	0	0	0	1	0	0
04:00	18	0	13	4	0	0	1	0	0	0	0	0	0	0
05:00	87	1	57	20	0	5	2	0	0	0	0	2	0	0
06:00	172	0	111	32	4	1	1	0	4	0	3	15	0	1
07:00	365	4	282	48	1	1	0	0	5	3	4	15	0	2
08:00	734	1	617	75	6	4	2	0	12	0	2	15	0	0
09:00	619	2	487	81	5	11	2	0	10	0	5	13	0	3
10:00	314	6	188	71	4	11	2	0	8	1	6	16	0	1
11:00	299	2	199	54	9	9	2	0	10	1	5	7	0	1
12:00	322	0	196	70	5	12	1	0	16	0	5	16	0	1
13:00	339	1	230	56	8	15	4	0	12	0	3	10	0	0
14:00	344	2	234	58	9	10	1	0	10	2	5	11	0	2
15:00	315	3	205	65	6	11	2	0	8	0	3	10	0	2
16:00	339	4	242	45	6	9	2	1	8	1	9	9	0	3
17:00	231	3	171	36	2	5	1	0	4	0	2	4	0	3
18:00	172	1	120	16	5	5	2	0	4	2	3	14	0	0
19:00	130	3	94	13	3	5	0	0	5	0	1	6	0	0
20:00	63	0	49	5	3	1	0	0	0	0	0	5	0	0
21:00	60	1	47	2	1	1	1	0	3	0	1	3	0	0
22:00	38	0	29	3	0	1	0	0	1	0	0	4	0	0
23:00	36	0	22	4	1	3	0	0	2	0	0	4	0	0
07-19	4393	29	3171	675	66	103	21	1	107	10	52	140	0	18
06-22	4818	33	3472	727	77	111	23	1	119	10	57	169	0	19
06-00	4892	33	3523	734	78	115	23	1	122	10	57	177	0	19
00-00	5065	34	3643	767	79	120	26	1	123	10	57	186	0	19

Consent for inspection purposes only. Copyright owner required for any other use.

40720 Dublin ATCs Site 1 Location Cloghran Rd, 30 metres North of Quarry Entrance (N53.24.954, W6.20.605)  
 22 September 2011 to 28 September 2011 Direction Southbound

TIME PERIOD	TOTAL VEHICLES	MOTOR-CYCLES	CARS OR CAR-BASED LGV	LIGHT GOODS VEHICLES	BUSES	TWO AXLE, SIX TYRE, RIGID	THREE AXLE RIGID	FOUR OR MORE AXLE RIGID	FOUR OR LESS AXLE ARTIC	FIVE AXLE ARTIC	SIX OR MORE AXLE ARTIC	FIVE OR LESS AXLE MULTI-TRAILER ARTIC	SIX AXLE MULTI-TRAILER ARTIC	SEVEN OR MORE AXLE ARTIC
<b>23 September 2011</b>														
00:00	18	0	11	1	0	1	0	0	1	0	1	3	0	0
01:00	14	0	8	0	0	0	0	0	0	0	1	5	0	0
02:00	16	0	11	1	0	0	0	0	0	2	0	2	0	0
03:00	12	0	10	1	0	0	0	0	0	0	1	0	0	0
04:00	25	0	19	4	0	0	1	0	0	0	0	1	0	0
05:00	61	0	42	14	0	3	0	0	1	0	0	1	0	0
06:00	169	1	111	23	3	2	2	0	9	0	3	15	0	0
07:00	363	2	272	53	3	7	4	0	7	0	4	9	0	2
08:00	696	2	573	71	6	4	2	0	11	0	6	21	0	0
09:00	440	0	327	71	5	7	1	0	8	0	7	12	0	2
10:00	344	1	238	62	6	7	3	0	8	0	5	13	0	1
11:00	318	2	219	50	5	12	3	0	11	0	4	11	0	1
12:00	352	1	237	55	9	11	4	0	13	1	5	15	0	1
13:00	354	2	227	73	9	13	1	0	11	0	3	13	0	2
14:00	336	3	225	63	7	6	2	1	12	1	3	12	0	1
15:00	302	3	197	57	5	8	0	0	8	0	9	12	0	3
16:00	269	3	191	41	3	11	1	0	3	0	3	10	0	3
17:00	235	3	156	24	8	10	0	0	16	0	4	12	0	2
18:00	166	2	114	25	4	6	1	0	5	1	3	5	0	0
19:00	121	1	84	14	2	4	1	0	2	0	4	9	0	0
20:00	87	1	62	9	4	2	0	0	2	0	1	5	0	1
21:00	46	0	37	3	0	1	0	0	1	0	1	3	0	0
22:00	40	0	33	3	0	1	1	0	0	0	0	2	0	0
23:00	29	0	22	1	0	1	0	0	0	0	0	5	0	0
07-19	4175	24	2976	645	70	102	22	1	113	3	56	145	0	18
06-22	4598	27	3270	694	79	111	25	1	127	3	65	177	0	19
06-00	4667	27	3325	698	79	113	26	1	127	3	65	184	0	19
00-00	4813	27	3426	719	79	117	27	1	129	5	68	196	0	19

Consent for inspection purposes only. Copyright owner required for any other use.

40720 Dublin ATCs Site 1 Location Cloghran Rd, 30 metres North of Quarry Entrance (N53.24.954, W6.20.605)  
 22 September 2011 to 28 September 2011 Direction Southbound

TIME PERIOD	TOTAL VEHICLES	MOTOR-CYCLES	CARS OR CAR-BASED LGV	LIGHT GOODS VEHICLES	BUSES	TWO AXLE, SIX TYRE, RIGID	THREE AXLE RIGID	FOUR OR MORE AXLE RIGID	FOUR OR LESS AXLE ARTIC	FIVE AXLE ARTIC	SIX OR MORE AXLE ARTIC	FIVE OR LESS AXLE MULTI-TRAILER ARTIC	SIX AXLE MULTI-TRAILER ARTIC	SEVEN OR MORE AXLE ARTIC
<b>24 September 2011</b>														
00:00	21	0	18	1	0	0	0	0	1	0	0	1	0	0
01:00	13	0	10	0	0	0	0	0	0	0	0	3	0	0
02:00	11	0	9	1	0	0	0	0	0	0	0	1	0	0
03:00	17	0	12	3	0	0	0	0	1	0	0	1	0	0
04:00	13	0	9	4	0	0	0	0	0	0	0	0	0	0
05:00	39	0	30	3	0	3	0	0	0	0	0	3	0	0
06:00	52	0	32	9	0	1	0	0	1	0	1	8	0	0
07:00	89	0	64	15	0	2	0	0	3	0	2	3	0	0
08:00	87	0	60	16	2	2	2	0	2	0	1	2	0	0
09:00	139	2	98	23	2	2	1	0	5	0	1	5	0	0
10:00	141	0	103	24	1	5	2	0	2	0	0	4	0	0
11:00	169	2	130	20	1	3	4	0	4	0	2	3	0	0
12:00	195	2	153	17	5	5	1	1	3	0	2	5	0	1
13:00	198	2	163	19	1	3	1	0	4	0	1	3	0	1
14:00	178	0	155	16	0	3	1	0	2	0	0	1	0	0
15:00	140	1	129	4	1	2	2	0	0	0	0	1	0	0
16:00	123	1	104	13	1	1	1	0	0	0	0	2	0	0
17:00	117	1	102	9	0	1	0	0	0	0	0	4	0	0
18:00	115	2	102	9	0	1	0	0	1	0	0	0	0	0
19:00	78	2	69	5	0	2	0	0	0	0	0	0	0	0
20:00	55	0	50	4	0	0	0	0	0	0	0	1	0	0
21:00	37	0	35	1	0	0	1	0	0	0	0	0	0	0
22:00	27	0	26	0	0	1	0	0	0	0	0	0	0	0
23:00	21	0	20	0	1	0	0	0	0	0	0	0	0	0
07-19	1691	13	1363	185	14	30	15	1	26	0	9	33	0	2
06-22	1913	15	1549	204	14	33	16	1	27	0	10	42	0	2
06-00	1961	15	1595	204	15	34	16	1	27	0	10	42	0	2
00-00	2075	15	1683	216	15	37	16	1	29	0	10	51	0	2

Consent of copyright owner required for any other use.

40720 Dublin ATCs Site 1 Location Cloghran Rd, 30 metres North of Quarry Entrance (N53.24.954, W6.20.605)  
 22 September 2011 to 28 September 2011 Direction Southbound

TIME PERIOD	TOTAL VEHICLES	MOTOR-CYCLES	CARS OR CAR-BASED LGV	LIGHT GOODS VEHICLES	BUSES	TWO AXLE, SIX TYRE, RIGID	THREE AXLE RIGID	FOUR OR MORE AXLE RIGID	FOUR OR LESS AXLE ARTIC	FIVE AXLE ARTIC	SIX OR MORE AXLE ARTIC	FIVE OR LESS AXLE MULTI-TRAILER ARTIC	SIX AXLE MULTI-TRAILER ARTIC	SEVEN OR MORE AXLE ARTIC
<b>25 September 2011</b>														
00:00	22	0	20	1	0	1	0	0	0	0	0	0	0	0
01:00	14	0	14	0	0	0	0	0	0	0	0	0	0	0
02:00	7	0	7	0	0	0	0	0	0	0	0	0	0	0
03:00	7	0	4	1	0	2	0	0	0	0	0	0	0	0
04:00	13	0	9	1	0	1	1	0	0	0	0	1	0	0
05:00	21	0	17	3	0	1	0	0	0	0	0	0	0	0
06:00	32	0	19	2	0	0	0	0	0	0	1	9	0	1
07:00	25	0	16	2	1	0	0	0	0	0	2	4	0	0
08:00	36	0	19	9	0	6	0	0	0	0	0	2	0	0
09:00	60	0	54	4	0	0	0	0	0	0	0	2	0	0
10:00	71	1	59	6	1	1	1	0	1	0	0	1	0	0
11:00	101	0	90	7	0	2	1	0	0	0	1	0	0	0
12:00	143	0	130	9	0	1	0	0	1	0	0	2	0	0
13:00	122	4	109	5	0	2	0	0	2	0	0	0	0	0
14:00	140	1	129	6	0	0	1	0	2	0	0	0	0	1
15:00	119	0	111	7	0	1	0	0	0	0	0	0	0	0
16:00	107	1	100	4	0	0	0	0	1	0	0	1	0	0
17:00	87	1	73	9	0	0	0	0	1	0	0	3	0	0
18:00	77	0	72	3	1	0	1	0	0	0	0	0	0	0
19:00	81	0	70	7	1	2	0	0	1	0	0	0	0	0
20:00	44	0	40	2	1	0	0	0	0	0	0	1	0	0
21:00	37	0	33	1	0	2	0	0	0	0	0	1	0	0
22:00	24	0	21	1	0	1	0	0	0	0	0	1	0	0
23:00	15	1	13	0	0	1	0	0	0	0	0	0	0	0
07-19	1088	8	962	71	3	13	4	0	8	0	3	15	0	1
06-22	1282	8	1124	83	5	17	4	0	9	0	4	26	0	2
06-00	1321	9	1158	84	5	19	4	0	9	0	4	27	0	2
00-00	1405	9	1229	90	5	24	5	0	9	0	4	28	0	2

For inspection purposes only. Consent of copyright owner required for any other use.

40720 Dublin ATCs Site 1 Location Cloghran Rd, 30 metres North of Quarry Entrance (N53.24.954, W6.20.605)  
 22 September 2011 to 28 September 2011 Direction Southbound

TIME PERIOD	TOTAL VEHICLES	MOTOR-CYCLES	CARS OR CAR-BASED LGV	LIGHT GOODS VEHICLES	BUSES	TWO AXLE, SIX TYRE, RIGID	THREE AXLE RIGID	FOUR OR MORE AXLE RIGID	FOUR OR LESS AXLE ARTIC	FIVE AXLE ARTIC	SIX OR MORE AXLE ARTIC	FIVE OR LESS AXLE MULTI-TRAILER ARTIC	SIX AXLE MULTI-TRAILER ARTIC	SEVEN OR MORE AXLE ARTIC
<b>26 September 2011</b>														
00:00	11	0	8	0	0	1	0	0	0	0	0	2	0	0
01:00	11	0	8	1	0	0	0	0	0	0	0	2	0	0
02:00	7	0	7	0	0	0	0	0	0	0	0	0	0	0
03:00	9	0	9	0	0	0	0	0	0	0	0	0	0	0
04:00	18	0	11	4	1	0	1	0	1	0	0	0	0	0
05:00	51	0	32	15	2	0	0	0	0	0	1	1	0	0
06:00	152	1	104	25	0	2	1	0	3	0	3	13	0	0
07:00	384	3	281	45	3	8	1	1	7	1	11	22	0	1
08:00	753	2	637	74	4	7	2	1	8	0	4	12	0	2
09:00	523	1	401	71	5	5	3	1	13	0	9	12	0	2
10:00	299	0	206	44	9	11	0	0	9	1	5	14	0	0
11:00	321	1	217	61	8	9	5	0	10	1	3	6	0	0
12:00	299	2	190	56	7	10	1	0	9	1	7	15	0	1
13:00	342	1	232	48	8	13	5	0	7	1	4	23	0	0
14:00	335	3	230	61	6	6	5	1	12	0	4	6	0	1
15:00	304	2	202	60	2	13	2	0	9	0	5	5	1	3
16:00	316	3	206	52	13	10	4	0	13	0	4	11	0	0
17:00	219	5	155	35	3	3	0	0	7	0	2	7	0	2
18:00	185	3	139	20	2	5	0	0	6	0	2	7	0	1
19:00	117	1	88	12	3	5	0	0	2	0	2	4	0	0
20:00	66	1	48	6	1	1	2	0	0	1	0	6	0	0
21:00	57	0	46	2	1	0	0	0	1	1	3	3	0	0
22:00	36	0	26	1	0	3	1	0	1	0	1	3	0	0
23:00	32	0	22	1	0	2	1	0	1	0	0	5	0	0
07-19	4280	26	3096	627	70	100	28	4	110	5	60	140	1	13
06-22	4672	29	3382	672	75	108	31	4	116	7	68	166	1	13
06-00	4740	29	3430	674	75	113	33	4	118	7	69	174	1	13
00-00	4847	29	3505	694	78	114	34	4	119	7	70	179	1	13

Consent for inspection purposes only. Copyright owner required for any other use.

40720 Dublin ATCs Site 1 Location Cloghran Rd, 30 metres North of Quarry Entrance (N53.24.954, W6.20.605)  
 22 September 2011 to 28 September 2011 Direction Southbound

TIME PERIOD	TOTAL VEHICLES	MOTOR-CYCLES	CARS OR CAR-BASED LGV	LIGHT GOODS VEHICLES	BUSES	TWO AXLE, SIX TYRE, RIGID	THREE AXLE RIGID	FOUR OR MORE AXLE RIGID	FOUR OR LESS AXLE ARTIC	FIVE AXLE ARTIC	SIX OR MORE AXLE ARTIC	FIVE OR LESS AXLE MULTI-TRAILER ARTIC	SIX AXLE MULTI-TRAILER ARTIC	SEVEN OR MORE AXLE ARTIC
<b>27 September 2011</b>														
00:00	21	0	17	4	0	0	0	0	0	0	0	0	0	0
01:00	10	0	5	1	0	0	0	0	0	0	0	4	0	0
02:00	3	0	3	0	0	0	0	0	0	0	0	0	0	0
03:00	10	0	9	0	0	1	0	0	0	0	0	0	0	0
04:00	17	0	11	4	0	0	2	0	0	0	0	0	0	0
05:00	85	0	51	23	1	6	1	0	0	0	2	1	0	0
06:00	185	1	123	24	1	6	4	0	3	1	4	16	0	2
07:00	391	2	310	52	4	6	1	1	7	0	5	3	0	0
08:00	745	2	630	72	9	4	1	0	10	0	2	14	0	1
09:00	484	2	379	57	6	8	2	0	13	0	2	15	0	0
10:00	338	4	235	59	7	10	1	0	12	0	3	5	0	2
11:00	317	5	193	74	6	11	2	0	8	1	7	10	0	0
12:00	308	2	210	52	4	7	0	0	11	0	7	13	0	2
13:00	311	2	205	53	5	18	2	0	10	2	3	9	0	2
14:00	322	2	224	56	7	8	1	0	14	0	2	8	0	0
15:00	291	1	193	57	3	13	2	1	7	0	2	12	0	0
16:00	269	4	164	61	5	9	4	0	10	0	4	7	0	1
17:00	256	7	184	35	3	8	1	1	6	0	2	6	0	3
18:00	184	2	130	23	4	5	1	0	3	0	1	13	0	2
19:00	114	1	77	11	4	5	0	0	1	0	2	13	0	0
20:00	65	1	50	4	1	3	1	0	0	2	1	1	0	1
21:00	55	0	45	2	0	0	0	0	2	0	1	5	0	0
22:00	48	0	38	3	0	1	2	0	0	0	0	4	0	0
23:00	15	0	10	1	1	0	0	0	0	0	0	3	0	0
07-19	4216	35	3057	651	63	107	18	3	111	3	40	115	0	13
06-22	4635	38	3352	692	69	121	23	3	117	6	48	150	0	16
06-00	4698	38	3400	696	70	122	25	3	117	6	48	157	0	16
00-00	4844	38	3496	728	71	129	28	3	117	6	50	162	0	16

Consent for inspection purposes only. Copyright owner required for any other use.

40720 Dublin ATCs Site 1 Location Cloghran Rd, 30 metres North of Quarry Entrance (N53.24.954, W6.20.605)  
 22 September 2011 to 28 September 2011 Direction Southbound

TIME PERIOD	TOTAL VEHICLES	MOTOR-CYCLES	CARS OR CAR-BASED LGV	LIGHT GOODS VEHICLES	BUSES	TWO AXLE, SIX TYRE, RIGID	THREE AXLE RIGID	FOUR OR MORE AXLE RIGID	FOUR OR LESS AXLE ARTIC	FIVE AXLE ARTIC	SIX OR MORE AXLE ARTIC	FIVE OR LESS AXLE MULTI-TRAILER ARTIC	SIX AXLE MULTI-TRAILER ARTIC	SEVEN OR MORE AXLE ARTIC
<b>28 September 2011</b>														
00:00	16	0	10	1	0	0	0	0	0	0	1	4	0	0
01:00	17	0	14	0	0	0	0	0	0	0	0	3	0	0
02:00	12	0	10	2	0	0	0	0	0	0	0	0	0	0
03:00	12	0	10	0	0	0	0	0	1	0	0	1	0	0
04:00	19	0	12	4	1	0	1	0	0	0	0	1	0	0
05:00	79	0	58	13	2	3	1	0	1	0	1	0	0	0
06:00	165	1	109	27	3	2	0	0	4	0	4	15	0	0
07:00	383	5	288	55	0	4	0	1	7	0	5	17	0	1
08:00	794	4	670	71	3	5	4	0	17	0	6	14	0	0
09:00	499	7	365	88	6	4	4	0	11	0	1	13	0	0
10:00	312	4	207	58	6	11	2	0	8	1	2	12	0	1
11:00	309	3	203	62	9	11	2	0	5	0	6	5	0	3
12:00	314	2	204	50	10	9	7	0	9	0	9	13	0	1
13:00	353	3	240	66	4	5	6	1	13	0	4	11	0	0
14:00	335	5	221	69	6	5	3	1	9	0	4	11	0	1
15:00	308	1	192	71	6	16	4	0	6	0	1	9	0	2
16:00	319	5	225	48	4	5	4	0	8	1	7	10	0	2
17:00	250	6	182	25	6	11	3	1	7	0	2	7	0	0
18:00	189	3	140	22	2	4	2	0	3	0	4	9	0	0
19:00	115	1	88	8	4	2	1	1	2	0	1	7	0	0
20:00	83	1	67	8	0	2	0	0	2	0	0	3	0	0
21:00	51	0	39	3	0	1	0	0	0	1	3	4	0	0
22:00	47	0	38	3	1	1	0	0	0	0	3	1	0	0
23:00	27	0	21	1	0	0	0	0	1	0	1	3	0	0
07-19	4365	48	3137	685	62	90	41	4	103	2	51	131	0	11
06-22	4779	51	3440	731	69	97	42	5	111	3	59	160	0	11
06-00	4853	51	3499	735	70	98	42	5	112	3	63	164	0	11
00-00	5008	51	3613	755	73	101	44	5	114	3	65	173	0	11

Consent for inspection purposes only. Copyright owner required for any other use.

40720 Dublin ATCs Site 1 Location Cloghran Rd, 30 metres North of Quarry Entrance (N53.24.954, W6.20.605)  
 22 September 2011 to 28 September 2011 Direction Southbound

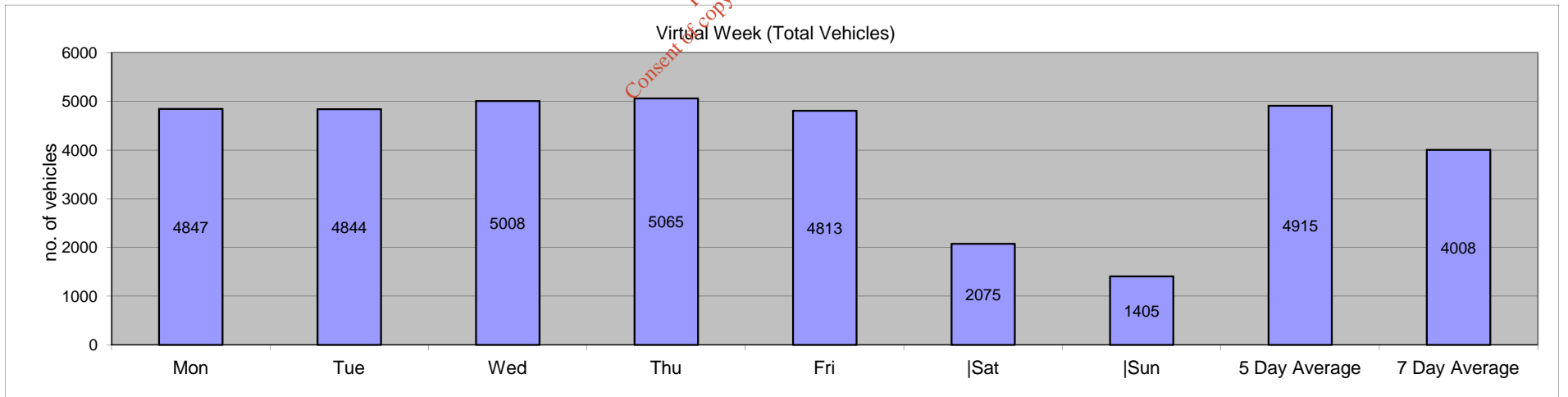
TIME PERIOD	TOTAL VEHICLES	MOTOR-CYCLES	CARS OR CAR-BASED LGV	LIGHT GOODS VEHICLES	BUSES	TWO AXLE, SIX TYRE, RIGID	THREE AXLE RIGID	FOUR OR MORE AXLE RIGID	FOUR OR LESS AXLE ARTIC	FIVE AXLE ARTIC	SIX OR MORE AXLE ARTIC	FIVE OR LESS AXLE MULTI-TRAILER ARTIC	SIX AXLE MULTI-TRAILER ARTIC	SEVEN OR MORE AXLE ARTIC
<b>Average Day</b>														
00:00	18	0	14	1	0	0	0	0	0	0	0	2	0	0
01:00	13	0	10	0	0	0	0	0	0	0	0	3	0	0
02:00	10	0	9	1	0	0	0	0	0	0	0	1	0	0
03:00	13	0	10	1	0	0	0	0	0	0	0	0	0	0
04:00	18	0	12	4	0	0	1	0	0	0	0	0	0	0
05:00	60	0	41	13	1	3	1	0	0	0	1	1	0	0
06:00	132	1	87	20	2	2	1	0	3	0	3	13	0	1
07:00	286	2	216	39	2	4	1	0	5	1	5	10	0	1
08:00	549	2	458	55	4	5	2	0	9	0	3	11	0	0
09:00	395	2	302	56	4	5	2	0	9	0	4	10	0	1
10:00	260	2	177	46	5	8	2	0	7	0	3	9	0	1
11:00	262	2	179	47	5	8	3	0	7	0	4	6	0	1
12:00	276	1	189	44	6	8	2	0	9	0	5	11	0	1
13:00	288	2	201	46	5	10	3	0	8	0	3	10	0	1
14:00	284	2	203	47	5	5	2	0	9	0	3	7	0	1
15:00	254	2	176	46	3	9	2	0	5	0	3	7	0	1
16:00	249	3	176	38	5	6	2	0	6	0	4	7	0	1
17:00	199	4	146	25	3	5	1	0	6	0	2	6	0	1
18:00	155	2	117	17	3	4	1	0	3	0	2	7	0	0
19:00	108	1	81	10	2	4	0	0	2	0	1	6	0	0
20:00	66	1	52	5	1	1	0	0	1	0	0	3	0	0
21:00	49	0	40	2	0	1	0	0	1	0	1	3	0	0
22:00	37	0	30	2	0	1	1	0	0	0	1	2	0	0
23:00	25	0	19	1	0	1	0	0	1	0	0	3	0	0
07-19	3458	26	2537	506	50	78	21	2	83	3	39	103	0	11
06-22	3814	29	2798	543	55	85	23	2	89	4	44	127	0	12
06-00	3876	29	2847	546	56	88	24	2	90	4	45	132	0	12
00-00	4008	29	2942	567	57	92	26	2	91	4	46	139	0	12

Consent for inspection purposes only. Copyright owner required for any other use.



40720 Dublin ATCs Site 1 Location Cloghran Rd, 30 metres North of Quarry Entrance (N53.24.954, W6.20.605)  
 22 September 2011 to 28 September 2011 Direction Southbound

TIME PERIOD	TOTAL VEHICLES	MOTOR-CYCLES	CARS OR CAR-BASED LGV	LIGHT GOODS VEHICLES	BUSES	TWO AXLE, SIX TYRE, RIGID	THREE AXLE RIGID	FOUR OR MORE AXLE RIGID	FOUR OR LESS AXLE ARTIC	FIVE AXLE ARTIC	SIX OR MORE AXLE ARTIC	FIVE OR LESS AXLE MULTI-TRAILER ARTIC	SIX AXLE MULTI-TRAILER ARTIC	SEVEN OR MORE AXLE ARTIC
<b>Virtual Week (1)</b>														
Mon	4847	29	3505	694	78	114	34	4	119	7	70	179	1	13
Tue	4844	38	3496	728	71	129	28	3	117	6	50	162	0	16
Wed	5008	51	3613	755	73	101	44	5	114	3	65	173	0	11
Thu	5065	34	3643	767	79	120	26	1	123	10	57	186	0	19
Fri	4813	27	3426	719	79	117	27	1	129	5	68	196	0	19
Sat	2075	15	1683	216	15	37	16	1	29	0	10	51	0	2
Sun	1405	9	1229	90	5	24	5	0	9	0	4	28	0	2
<b>5 Day Average</b>														
[--]	4915	36	3537	733	76	116	32	3	120	6	62	179	0	16
<b>7 Day Average</b>														
[--]	4008	29	2942	567	57	92	26	2	91	4	46	139	0	12
<b>Total Vehicles</b>														
[--]	28057	203	20595	3969	400	642	180	15	640	31	324	975	1	82



40720 Dublin ATCs																Site	1	Location Cloghran Rd, 30 metres North of Quarry Entrance (N53.24.954, W6.20.605)																								
22 September 2011		to														28 September 2011														Direction		Southbound		Speed Limit (PSL)		ACPO (SL1)		DFT (SL2)		Mean	85%ile	
Time Period	Total Vehicles	0	50	60	70	80	90	100	110	120	130	140	150	160	100	100	112	112	115	115	Mean	85%ile																				
		50	60	70	80	90	100	110	120	130	140	150	160	200					DFT	DFT	Speed	Speed																				
<b>22 September 2011</b>																																										
0000	16	1	6	2	4	1	2	0	0	0	0	0	0	0	0	0	0	0	0	0	67	83.2																				
01:00	13	1	4	4	3	1	0	0	0	0	0	0	0	0	0	0	0	0	0	0	64.7	76																				
02:00	16	0	3	0	6	4	2	1	0	0	0	0	0	0	1	6.3	0	0	0	0	78.9	94																				
03:00	23	1	0	10	8	3	1	0	0	0	0	0	0	0	0	0	0	0	0	0	71.7	81																				
04:00	18	0	8	3	5	2	0	0	0	0	0	0	0	0	0	0	0	0	0	0	66.2	76.7																				
05:00	87	14	18	26	19	9	0	1	0	0	0	0	0	0	1	1.1	0	0	0	0	65	77.8																				
06:00	172	71	48	39	12	2	0	0	0	0	0	0	0	0	0	0	0	0	0	0	53.9	65.9																				
07:00	365	144	101	75	40	3	2	0	0	0	0	0	0	0	0	0	0	0	0	0	54.7	67.7																				
08:00	734	376	240	99	15	3	1	0	0	0	0	0	0	0	0	0	0	0	0	0	50.8	60.1																				
09:00	619	341	201	61	16	0	0	0	0	0	0	0	0	0	0	0	0	0	0	0	49.9	58																				
10:00	314	103	136	51	21	2	1	0	0	0	0	0	0	0	0	0	0	0	0	0	54.8	64.4																				
11:00	299	102	143	38	14	2	0	0	0	0	0	0	0	0	0	0	0	0	0	0	53.7	60.5																				
12:00	322	123	116	61	18	4	0	0	0	0	0	0	0	0	0	0	0	0	0	0	54.5	64.8																				
13:00	339	145	119	57	16	1	1	0	0	0	0	0	0	0	0	0	0	0	0	0	52.3	62.6																				
14:00	344	191	99	48	5	1	0	0	0	0	0	0	0	0	0	0	0	0	0	0	49.6	60.1																				
15:00	315	112	118	60	21	3	0	1	0	0	0	0	0	0	1	0.3	0	0	0	0	55	65.2																				
16:00	339	123	138	47	29	2	0	0	0	0	0	0	0	0	0	0	0	0	0	0	53.6	64.8																				
17:00	231	76	89	49	12	3	0	0	2	0	0	0	0	0	2	0.9	2	0.9	1	0.4	54.8	64.4																				
18:00	172	69	67	26	5	3	2	0	0	0	0	0	0	0	0	0	0	0	0	0	53.5	63																				
19:00	130	39	46	34	6	4	1	0	0	0	0	0	0	0	0	0	0	0	0	0	54.9	66.2																				
20:00	63	9	22	15	12	1	3	1	0	0	0	0	0	0	1	1.6	0	0	0	0	62.6	74.5																				
21:00	60	5	10	23	13	6	3	0	0	0	0	0	0	0	0	0	0	0	0	0	66.7	78.5																				
22:00	38	3	16	7	9	2	1	0	0	0	0	0	0	0	0	0	0	0	0	0	62.6	74.9																				
23:00	36	1	12	11	7	4	1	0	0	0	0	0	0	0	0	0	0	0	0	0	65.3	78.5																				
07-19	4393	1905	1567	672	212	27	7	1	2	0	0	0	0	0	3	0.1	2	0	1	0	52.6	62.6																				
06-22	4818	2029	1693	783	255	40	14	2	2	0	0	0	0	0	4	0.1	2	0	1	0	53	63.4																				
06-00	4892	2033	1721	801	271	46	16	2	2	0	0	0	0	0	4	0.1	2	0	1	0	53.2	63.7																				
00-00	5065	2050	1760	846	316	66	21	4	2	0	0	0	0	0	6	0.1	2	0	1	0	53.7	64.4																				

40720 Dublin ATCs																Site	1	Location Cloghran Rd, 30 metres North of Quarry Entrance (N53.24.954, W6.20.605)																							
22 September 2011		to														28 September 2011														Direction		Southbound		Speed Limit (PSL)		ACPO (SL1)		DFT (SL2)		Mean	85%ile
Time Period	Total Vehicles	0	50	60	70	80	90	100	110	120	130	140	150	160	100	100	112	112	115	115	Mean	85%ile																			
		50	60	70	80	90	100	110	120	130	140	150	160	200					DFT	DFT	Speed	Speed																			
<b>23 September 2011</b>																																									
0000	18	2	3	7	3	2	1	0	0	0	0	0	0	0	0	0	0	0	0	0	66.7	76.7																			
01:00	14	1	3	3	4	1	2	0	0	0	0	0	0	0	0	0	0	0	0	0	70.3	82.4																			
02:00	16	0	1	6	6	1	1	0	1	0	0	0	0	0	1	6.3	1	6.3	0	0	75.3	86.8																			
03:00	12	0	1	2	6	2	0	1	0	0	0	0	0	0	1	8.3	0	0	0	0	76.8	81.7																			
04:00	25	2	4	5	9	4	0	0	1	0	0	0	0	0	1	4	0	0	0	0	70.2	81.4																			
05:00	61	6	12	16	23	3	1	0	0	0	0	0	0	0	0	0	0	0	0	0	66.5	78.5																			
06:00	169	48	65	37	13	6	0	0	0	0	0	0	0	0	0	0	0	0	0	0	56.4	68.4																			
07:00	363	108	162	75	11	4	2	0	0	1	0	0	0	0	1	0.3	1	0.3	1	0.3	55.4	63.7																			
08:00	696	421	191	57	25	1	1	0	0	0	0	0	0	0	0	0	0	0	0	0	49	58																			
09:00	440	173	152	85	24	4	2	0	0	0	0	0	0	0	0	0	0	0	0	0	53.1	63.7																			
10:00	344	140	137	53	12	2	0	0	0	0	0	0	0	0	0	0	0	0	0	0	52.2	61.6																			
11:00	318	136	116	51	13	1	1	0	0	0	0	0	0	0	0	0	0	0	0	0	52.3	62.3																			
12:00	352	112	166	62	10	1	0	0	1	0	0	0	0	0	1	0.3	1	0.3	1	0.3	53.6	62.3																			
13:00	354	127	160	51	13	3	0	0	0	0	0	0	0	0	0	0	0	0	0	0	53	61.6																			
14:00	336	107	152	51	18	5	2	0	1	0	0	0	0	0	1	0.3	1	0.3	0	0	54.9	64.4																			
15:00	302	117	132	30	15	2	5	1	0	0	0	0	0	0	1	0.3	0	0	0	0	53.5	61.6																			
16:00	269	121	81	51	11	4	1	0	0	0	0	0	0	0	0	0	0	0	0	0	50.8	64.1																			
17:00	235	108	64	43	16	4	0	0	0	0	0	0	0	0	0	0	0	0	0	0	53.3	64.4																			
18:00	166	35	60	43	17	8	1	2	0	0	0	0	0	0	2	1.2	0	0	0	0	58.8	70.9																			
19:00	121	19	47	31	18	1	5	0	0	0	0	0	0	0	0	0	0	0	0	0	60.5	73.1																			
20:00	87	15	31	26	13	1	1	0	0	0	0	0	0	0	0	0	0	0	0	0	59.2	70.6																			
21:00	46	6	17	12	7	1	1	2	0	0	0	0	0	0	2	4.3	0	0	0	0	62.7	74.9																			
22:00	40	5	10	13	11	1	0	0	0	0	0	0	0	0	0	0	0	0	0	0	62.6	74.2																			
23:00	29	1	15	9	2	2	0	0	0	0	0	0	0	0	0	0	0	0	0	0	61.7	69.5																			
07-19	4175	1705	1573	652	185	39	15	3	2	1	0	0	0	0	6	0.1	3	0.1	2	0	52.8	62.6																			
06-22	4598	1793	1733	758	236	48	22	5	2	1	0	0	0	0	8	0.2	3	0.1	2	0	53.3	63.7																			
06-00	4667	1799	1758	780	249	51	22	5	2	1	0	0	0	0	8	0.2	3	0.1	2	0	53.5	63.7																			
00-00	4813	1810	1782	819	300	64	27	6	4	1	0	0	0	0	11	0.2	4	0.1	2	0	53.9	64.8																			

40720 Dublin ATCs																Site	1	Location Cloghran Rd, 30 metres North of Quarry Entrance (N53.24.954, W6.20.605)																							
22 September 2011		to														28 September 2011														Direction		Southbound		Speed Limit (PSL)		ACPO (SL1)		DFT (SL2)		Mean	85%ile
Time Period	Total Vehicles	0	50	60	70	80	90	100	110	120	130	140	150	160	100	100	112	112	115	115	Mean	85%ile																			
		50	60	70	80	90	100	110	120	130	140	150	160	200					DFT	DFT	Speed	Speed																			
<b>24 September 2011</b>																																									
0000	21	0	4	7	6	2	2	0	0	0	0	0	0	0	0	0	0	0	0	70.6	86																				
01:00	13	0	3	3	5	2	0	0	0	0	0	0	0	0	0	0	0	0	0	69.3	77.8																				
02:00	11	0	4	4	2	0	0	1	0	0	0	0	0	0	1	9.1	0	0	0	68.4	72.7																				
03:00	17	0	2	5	6	3	1	0	0	0	0	0	0	0	0	0	0	0	0	72.9	81.7																				
04:00	13	0	1	7	2	2	1	0	0	0	0	0	0	0	0	0	0	0	0	71.8	85.7																				
05:00	39	1	6	15	12	3	2	0	0	0	0	0	0	0	0	0	0	0	0	68.7	76.7																				
06:00	52	13	13	11	10	3	2	0	0	0	0	0	0	0	0	0	0	0	0	62.2	77																				
07:00	89	13	23	25	17	8	2	1	0	0	0	0	0	0	1	1.1	0	0	0	64.3	78.1																				
08:00	87	5	24	27	18	7	5	1	0	0	0	0	0	0	1	1.1	0	0	0	67	80.3																				
09:00	139	14	48	43	21	10	2	1	0	0	0	0	0	0	1	0.7	0	0	0	63.8	76																				
10:00	141	8	40	46	37	9	1	0	0	0	0	0	0	0	0	0	0	0	0	65.3	76																				
11:00	169	14	67	50	23	15	0	0	0	0	0	0	0	0	0	0	0	0	0	62.5	76.3																				
12:00	195	31	56	66	36	4	1	1	0	0	0	0	0	0	1	0.5	0	0	0	60.7	72.4																				
13:00	198	16	64	72	28	10	4	4	0	0	0	0	0	0	4	2	0	0	0	63.9	72.4																				
14:00	178	6	46	75	38	11	2	0	0	0	0	0	0	0	0	0	0	0	0	65.4	76																				
15:00	140	17	29	55	35	2	0	2	0	0	0	0	0	0	2	1.4	0	0	0	64.1	76																				
16:00	123	7	24	50	31	9	2	0	0	0	0	0	0	0	0	0	0	0	0	66	74.5																				
17:00	117	9	28	50	21	4	2	3	0	0	0	0	0	0	3	2.6	0	0	0	64.8	73.4																				
18:00	115	4	28	40	29	11	3	0	0	0	0	0	0	0	0	0	0	0	0	67.1	78.1																				
19:00	78	6	22	25	19	3	3	0	0	0	0	0	0	0	0	0	0	0	0	64.5	74.9																				
20:00	55	6	12	20	9	6	1	1	0	0	0	0	0	0	1	1.8	0	0	0	65.4	77																				
21:00	37	5	14	11	5	1	0	0	1	0	0	0	0	0	1	2.7	0	0	0	61.5	69.8																				
22:00	27	0	13	6	4	4	0	0	0	0	0	0	0	0	0	0	0	0	0	64.6	79.9																				
23:00	21	0	6	9	4	2	0	0	0	0	0	0	0	0	0	0	0	0	0	65.5	74.5																				
07-19	1691	144	477	599	334	100	24	13	0	0	0	0	0	0	13	0.8	0	0	0	64.3	75.2																				
06-22	1913	174	538	666	377	113	30	14	1	0	0	0	0	0	15	0.8	0	0	0	64.2	75.6																				
06-00	1961	174	557	681	385	119	30	14	1	0	0	0	0	0	15	0.8	0	0	0	64.2	75.6																				
00-00	2075	175	577	722	418	131	36	15	1	0	0	0	0	0	16	0.8	0	0	0	64.6	76																				

40720 Dublin ATCs																Site	1	Location Cloghran Rd, 30 metres North of Quarry Entrance (N53.24.954, W6.20.605)																							
22 September 2011		to														28 September 2011														Direction		Southbound		Speed Limit (PSL)		ACPO (SL1)		DFT (SL2)		Mean	85%ile
Time Period	Total Vehicles	0	50	60	70	80	90	100	110	120	130	140	150	160	100	100	112	112	115	115	Mean	85%ile																			
		50	60	70	80	90	100	110	120	130	140	150	160	200					DFT	DFT	Speed	Speed																			
<b>25 September 2011</b>																																									
0000	22	0	9	4	5	2	1	1	0	0	0	0	0	0	1	4.5	0	0	0	0	68.4	82.8																			
01:00	14	1	3	4	2	3	1	0	0	0	0	0	0	0	0	0	0	0	0	0	69.3	86.4																			
02:00	7	1	2	2	2	0	0	0	0	0	0	0	0	0	0	0	0	0	0	0	61.3	-																			
03:00	7	0	0	2	3	1	1	0	0	0	0	0	0	0	0	0	0	0	0	0	76.5	-																			
04:00	13	3	1	2	5	2	0	0	0	0	0	0	0	0	0	0	0	0	0	0	65.9	79.6																			
05:00	21	2	5	4	5	3	2	0	0	0	0	0	0	0	0	0	0	0	0	0	68.5	82.8																			
06:00	32	4	8	9	7	2	1	0	1	0	0	0	0	0	1	3.1	1	3.1	0	0	66.4	77																			
07:00	25	3	3	8	8	2	1	0	0	0	0	0	0	0	0	0	0	0	0	0	68.2	79.6																			
08:00	36	4	4	13	9	4	1	1	0	0	0	0	0	0	1	2.8	0	0	0	0	66.7	81.4																			
09:00	60	4	11	22	20	1	2	0	0	0	0	0	0	0	0	0	0	0	0	0	66.7	76.3																			
10:00	71	5	16	22	23	5	0	0	0	0	0	0	0	0	0	0	0	0	0	0	65.6	75.2																			
11:00	101	3	28	47	13	9	0	1	0	0	0	0	0	0	1	1	0	0	0	0	65.4	72.4																			
12:00	143	17	44	45	32	3	1	1	0	0	0	0	0	0	1	0.7	0	0	0	0	62.7	73.8																			
13:00	122	17	27	54	20	3	1	0	0	0	0	0	0	0	0	0	0	0	0	0	62.5	71.3																			
14:00	140	10	54	51	21	2	2	0	0	0	0	0	0	0	0	0	0	0	0	0	62.2	71.6																			
15:00	119	4	36	58	18	2	1	0	0	0	0	0	0	0	0	0	0	0	0	0	63.3	70.2																			
16:00	107	7	30	51	16	3	0	0	0	0	0	0	0	0	0	0	0	0	0	0	62.9	71.3																			
17:00	87	10	16	45	10	6	0	0	0	0	0	0	0	0	0	0	0	0	0	0	62.8	72.7																			
18:00	77	7	22	26	16	4	2	0	0	0	0	0	0	0	0	0	0	0	0	0	63.8	73.8																			
19:00	81	7	20	28	21	4	1	0	0	0	0	0	0	0	0	0	0	0	0	0	64.8	76.3																			
20:00	44	1	15	16	9	2	0	1	0	0	0	0	0	0	1	2.3	0	0	0	0	65.1	72																			
21:00	37	6	13	12	1	3	1	0	1	0	0	0	0	0	1	2.7	1	2.7	1	2.7	62.7	69.5																			
22:00	24	2	3	9	4	2	3	1	0	0	0	0	0	0	1	4.2	0	0	0	0	71.3	85.7																			
23:00	15	2	2	10	0	1	0	0	0	0	0	0	0	0	0	0	0	0	0	0	62.2	68.8																			
07-19	1088	91	291	442	206	44	11	3	0	0	0	0	0	0	3	0.3	0	0	0	0	63.7	73.4																			
06-22	1282	109	347	507	244	55	14	4	2	0	0	0	0	0	6	0.5	2	0.2	1	0.1	63.9	73.8																			
06-00	1321	113	352	526	248	58	17	5	2	0	0	0	0	0	7	0.5	2	0.2	1	0.1	64	73.8																			
00-00	1405	120	372	544	270	69	22	6	2	0	0	0	0	0	8	0.6	2	0.1	1	0.1	64.2	74.5																			

40720 Dublin ATCs																Site	1	Location Cloghran Rd, 30 metres North of Quarry Entrance (N53.24.954, W6.20.605)																							
22 September 2011		to														28 September 2011														Direction	Southbound	Speed Limit (PSL)					ACPO (SL1)		DFT (SL2)		
Time Period	Total Vehicles	0	50	60	70	80	Speed Bins				120	130	140	150	160	100	100	112	112	115	115	Mean	85%ile																		
		50	60	70	80	90	100	110	120	130	140	150	160	200					DFT	DFT	Speed	Speed																			
<b>26 September 2011</b>																																									
0000	11	0	2	4	3	2	0	0	0	0	0	0	0	0	0	0	0	0	0	0	0	69.8	80.3																		
01:00	11	2	1	4	1	3	0	0	0	0	0	0	0	0	0	0	0	0	0	0	0	66.8	82.1																		
02:00	7	0	2	0	1	2	1	1	0	0	0	0	0	0	1	14.3	0	0	0	0	0	82.1	-																		
03:00	9	0	3	3	3	0	0	0	0	0	0	0	0	0	0	0	0	0	0	0	0	64.3	-																		
04:00	18	4	2	5	4	2	0	0	1	0	0	0	0	0	1	5.6	0	0	0	0	0	66.1	78.8																		
05:00	51	3	14	19	11	3	1	0	0	0	0	0	0	0	0	0	0	0	0	0	0	65.2	77.4																		
06:00	152	40	48	41	15	6	2	0	0	0	0	0	0	0	0	0	0	0	0	0	0	57.9	69.5																		
07:00	384	116	179	76	12	1	0	0	0	0	0	0	0	0	0	0	0	0	0	0	0	54.4	62.3																		
08:00	753	484	181	74	7	3	4	0	0	0	0	0	0	0	0	0	0	0	0	0	0	48.2	58.7																		
09:00	523	275	163	66	16	1	1	1	0	0	0	0	0	0	1	0.2	0	0	0	0	0	50.2	60.5																		
10:00	299	101	123	63	9	2	1	0	0	0	0	0	0	0	0	0	0	0	0	0	0	53.8	62.6																		
11:00	321	81	146	72	16	2	4	0	0	0	0	0	0	0	0	0	0	0	0	0	0	55.8	64.1																		
12:00	299	122	119	41	15	2	0	0	0	0	0	0	0	0	0	0	0	0	0	0	0	52.9	61.9																		
13:00	342	73	173	79	14	3	0	0	0	0	0	0	0	0	0	0	0	0	0	0	0	56	64.1																		
14:00	335	141	119	51	16	7	1	0	0	0	0	0	0	0	0	0	0	0	0	0	0	51.3	64.4																		
15:00	304	110	115	56	13	7	3	0	0	0	0	0	0	0	0	0	0	0	0	0	0	54.2	64.4																		
16:00	316	158	103	45	8	2	0	0	0	0	0	0	0	0	0	0	0	0	0	0	0	51	61.2																		
17:00	219	56	92	50	17	3	0	1	0	0	0	0	0	0	1	0.5	0	0	0	0	0	56.4	65.2																		
18:00	185	54	57	39	29	4	2	0	0	0	0	0	0	0	0	0	0	0	0	0	0	58.7	71.6																		
19:00	117	24	51	29	9	4	0	0	0	0	0	0	0	0	0	0	0	0	0	0	0	58.3	67.3																		
20:00	66	5	30	19	8	2	2	0	0	0	0	0	0	0	0	0	0	0	0	0	0	61.8	70.9																		
21:00	57	8	18	18	6	6	1	0	0	0	0	0	0	0	0	0	0	0	0	0	0	62.9	75.6																		
22:00	36	6	9	11	8	0	2	0	0	0	0	0	0	0	0	0	0	0	0	0	0	63.1	72																		
23:00	32	1	8	14	3	3	0	2	0	1	0	0	0	0	3	9.4	1	3.1	1	3.1	69.3	80.3																			
07-19	4280	1771	1570	712	172	37	16	2	0	0	0	0	0	0	2	0	0	0	0	0	0	52.6	62.6																		
06-22	4672	1848	1717	819	210	55	21	2	0	0	0	0	0	0	2	0	0	0	0	0	0	53.2	63.4																		
06-00	4740	1855	1734	844	221	58	23	4	0	1	0	0	0	0	5	0.1	1	0	1	0	0	53.4	63.7																		
00-00	4847	1864	1758	879	244	70	25	5	1	1	0	0	0	0	7	0.1	1	0	1	0	0	53.7	64.1																		

40720 Dublin ATCs																Site	1	Location Cloghran Rd, 30 metres North of Quarry Entrance (N53.24.954, W6.20.605)												
22 September 2011		to														28 September 2011	Direction		Southbound		Speed Limit (PSL)					ACPO (SL1)		DFT (SL2)		
Time Period	Total Vehicles	Speed Bins														Speed Limit (PSL)					ACPO (SL1)		DFT (SL2)			Mean Speed	85%ile Speed			
		0 50	50 60	60 70	70 80	80 90	90 100	100 110	110 120	120 130	130 140	140 150	150 160	160 200	100	100	112	112	115	115	DFT	DFT								
<b>27 September 2011</b>																														
0000	21	0	3	11	4	2	1	0	0	0	0	0	0	0	0	0	0	0	0	0	69.8	79.9								
01:00	10	0	6	4	0	0	0	0	0	0	0	0	0	0	0	0	0	0	0	0	58.9	-								
02:00	3	0	1	0	1	1	0	0	0	0	0	0	0	0	0	0	0	0	0	0	72.5	-								
03:00	10	1	0	3	2	3	0	0	1	0	0	0	0	0	0	1	10	1	10	0	0	75.7	-							
04:00	17	4	5	2	5	1	0	0	0	0	0	0	0	0	0	0	0	0	0	0	62.7	76								
05:00	85	9	27	24	19	3	3	0	0	0	0	0	0	0	0	0	0	0	0	0	63.8	73.1								
06:00	185	50	61	50	12	5	5	2	0	0	0	0	0	0	0	2	1.1	0	0	0	57.6	68.8								
07:00	391	152	146	66	24	2	1	0	0	0	0	0	0	0	0	0	0	0	0	0	53.5	63.7								
08:00	745	250	328	142	21	4	0	0	0	0	0	0	0	0	0	0	0	0	0	0	53.8	61.9								
09:00	484	188	211	72	11	1	1	0	0	0	0	0	0	0	0	0	0	0	0	0	52.2	60.8								
10:00	338	97	152	58	25	2	2	1	1	0	0	0	0	0	0	2	0.6	1	0.3	1	0.3	54.8	63.4							
11:00	317	135	110	59	9	4	0	0	0	0	0	0	0	0	0	0	0	0	0	0	52.8	63								
12:00	308	126	107	52	15	7	1	0	0	0	0	0	0	0	0	0	0	0	0	0	52.7	64.8								
13:00	311	84	137	58	25	5	1	1	0	0	0	0	0	0	0	1	0.3	0	0	0	56.6	67.7								
14:00	322	116	119	63	20	4	0	0	0	0	0	0	0	0	0	0	0	0	0	0	54.4	63.7								
15:00	291	126	102	38	20	5	0	0	0	0	0	0	0	0	0	0	0	0	0	0	53.3	65.5								
16:00	269	109	101	36	19	3	0	1	0	0	0	0	0	0	0	1	0.4	0	0	0	53.2	64.8								
17:00	256	79	110	45	15	7	0	0	0	0	0	0	0	0	0	0	0	0	0	0	54	63.4								
18:00	184	42	76	42	13	4	5	1	1	0	0	0	0	0	0	2	1.1	1	0.5	0	57.3	68.4								
19:00	114	22	48	25	13	5	1	0	0	0	0	0	0	0	0	0	0	0	0	0	59.1	72								
20:00	65	13	16	30	5	1	0	0	0	0	0	0	0	0	0	0	0	0	0	0	60.2	68.4								
21:00	55	7	18	16	6	6	2	0	0	0	0	0	0	0	0	0	0	0	0	0	64.1	78.5								
22:00	48	5	23	10	6	1	2	1	0	0	0	0	0	0	0	1	2.1	0	0	0	62	73.8								
23:00	15	1	2	4	4	3	1	0	0	0	0	0	0	0	0	0	0	0	0	0	71.3	85.3								
07-19	4216	1504	1699	731	217	48	11	4	2	0	0	0	0	0	6	0.1	2	0	1	0	53.9	63.7								
06-22	4635	1596	1842	852	253	65	19	6	2	0	0	0	0	0	8	0.2	2	0	1	0	54.4	64.4								
06-00	4698	1602	1867	866	263	69	22	7	2	0	0	0	0	0	9	0.2	2	0	1	0	54.5	64.8								
00-00	4844	1616	1909	910	294	79	26	7	3	0	0	0	0	0	10	0.2	3	0.1	1	0	54.8	65.2								

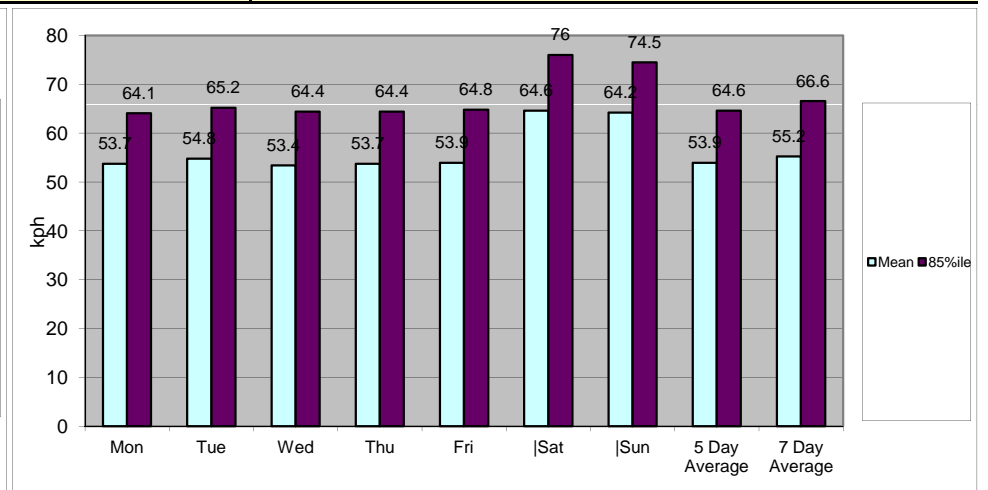
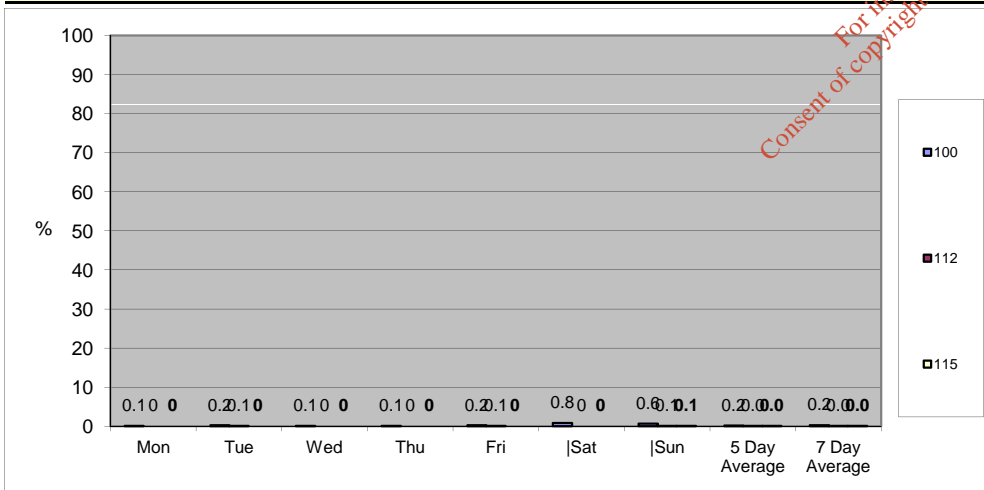
40720 Dublin ATCs																Site	1	Location Cloghran Rd, 30 metres North of Quarry Entrance (N53.24.954, W6.20.605)																							
22 September 2011		to														28 September 2011														Direction		Southbound		Speed Limit (PSL)		ACPO (SL1)		DFT (SL2)		Mean	85%ile
Time Period	Total Vehicles	0 50	50 60	60 70	70 80	80 90	90 100	100 110	110 120	120 130	130 140	140 150	150 160	160 200	100	100	112	112	115	115	Mean	85%ile																			
28 September 2011																																									
0000	16	2	5	3	4	2	0	0	0	0	0	0	0	0	0	0	0	0	0	0	63.7	72.4																			
01:00	17	2	9	6	0	0	0	0	0	0	0	0	0	0	0	0	0	0	0	0	57.3	64.1																			
02:00	12	1	2	3	2	4	0	0	0	0	0	0	0	0	0	0	0	0	0	0	70.4	82.1																			
03:00	12	1	0	4	4	1	1	0	0	1	0	0	0	0	1	8.3	1	8.3	1	8.3	75.4	81.4																			
04:00	19	0	5	11	2	0	1	0	0	0	0	0	0	0	0	0	0	0	0	0	66.1	69.5																			
05:00	79	13	11	30	20	4	1	0	0	0	0	0	0	0	0	0	0	0	0	0	65.1	74.5																			
06:00	165	54	57	28	21	3	1	1	0	0	0	0	0	0	1	0.6	0	0	0	0	56.4	70.2																			
07:00	383	157	135	73	16	1	0	0	0	0	0	0	0	1	1	0.3	1	0.3	1	0.3	52.1	63																			
08:00	794	507	216	62	7	2	0	0	0	0	0	0	0	0	0	0	0	0	0	0	45.9	56.2																			
09:00	499	199	181	78	31	7	2	1	0	0	0	0	0	0	1	0.2	0	0	0	0	53.4	64.4																			
10:00	312	108	159	33	7	5	0	0	0	0	0	0	0	0	0	0	0	0	0	0	52	59.4																			
11:00	309	95	126	71	16	1	0	0	0	0	0	0	0	0	0	0	0	0	0	0	54.9	63																			
12:00	314	101	138	58	13	4	0	0	0	0	0	0	0	0	0	0	0	0	0	0	54.2	63																			
13:00	353	145	113	63	21	8	3	0	0	0	0	0	0	0	0	0	0	0	0	0	54.3	64.8																			
14:00	335	146	105	66	15	2	1	0	0	0	0	0	0	0	0	0	0	0	0	0	52.4	62.6																			
15:00	308	90	97	88	30	3	0	0	0	0	0	0	0	0	0	0	0	0	0	0	55.6	67.3																			
16:00	319	132	129	44	11	2	1	0	0	0	0	0	0	0	0	0	0	0	0	0	51.7	61.2																			
17:00	250	73	123	34	19	1	0	0	0	0	0	0	0	0	0	0	0	0	0	0	54.4	63.4																			
18:00	189	38	86	44	14	7	0	0	0	0	0	0	0	0	0	0	0	0	0	0	57.5	67.7																			
19:00	115	16	44	45	6	3	1	0	0	0	0	0	0	0	0	0	0	0	0	0	59.2	67																			
20:00	83	14	33	23	6	7	0	0	0	0	0	0	0	0	0	0	0	0	0	0	58.6	70.2																			
21:00	51	8	15	11	10	4	3	0	0	0	0	0	0	0	0	0	0	0	0	0	64.4	77.8																			
22:00	47	2	20	9	10	2	4	0	0	0	0	0	0	0	0	0	0	0	0	0	64.8	74.2																			
23:00	27	2	11	7	5	1	1	0	0	0	0	0	0	0	0	0	0	0	0	0	64.5	75.6																			
07-19	4365	1791	1608	714	200	43	7	1	0	0	0	0	0	1	2	0	1	0	1	0	52.3	62.6																			
06-22	4779	1883	1757	821	243	60	12	2	0	0	0	0	0	1	3	0.1	1	0	1	0	52.8	63.4																			
06-00	4853	1887	1788	837	258	63	17	2	0	0	0	0	0	1	3	0.1	1	0	1	0	53	63.7																			
00-00	5008	1906	1820	894	290	74	20	2	0	1	0	0	0	1	4	0.1	2	0	2	0	53.4	64.4																			



40720 Dublin ATCs																Site	1	Location Cloghran Rd, 30 metres North of Quarry Entrance (N53.24.954, W6.20.605)																							
22 September 2011		to														28 September 2011														Direction		Southbound		Speed Limit (PSL)		ACPO (SL1)		DFT (SL2)		Mean	85%ile
Time Period	Total Vehicles	0	50	60	70	80	90	100	110	120	130	140	150	160	100	100	112	112	115	115	Mean	85%ile																			
		50	60	70	80	90	100	110	120	130	140	150	160	200					DFT	DFT	Speed	Speed																			
<b>Average Day</b>																																									
0000	18	1	5	5	4	2	1	0	0	0	0	0	0	0	0	0.8	0	0	0	68.1	81.4																				
01:00	13	1	4	4	2	1	0	0	0	0	0	0	0	0	0	0	0	0	0	65.1	78.1																				
02:00	10	0	2	2	3	2	1	0	0	0	0	0	0	0	1	5.6	0	1.4	0	73.4	85.7																				
03:00	13	0	1	4	5	2	1	0	0	0	0	0	0	0	0	3.3	0	2.2	0	73.2	84.6																				
04:00	18	2	4	5	5	2	0	0	0	0	0	0	0	0	0	1.6	0	0	0	67	79.6																				
05:00	60	7	13	19	16	4	1	0	0	0	0	0	0	0	0	0.2	0	0	0	65.5	77.4																				
06:00	132	40	43	31	13	4	2	0	0	0	0	0	0	0	1	0.4	0	0.1	0	57.1	69.5																				
07:00	286	99	107	57	18	3	1	0	0	0	0	0	0	0	0	0.1	0	0.1	0	54.6	64.8																				
08:00	549	292	169	68	15	3	2	0	0	0	0	0	0	0	0	0.1	0	0	0	50.1	60.1																				
09:00	395	171	138	61	20	3	1	0	0	0	0	0	0	0	0	0.1	0	0	0	52.6	63																				
10:00	260	80	109	47	19	4	1	0	0	0	0	0	0	0	0	0.1	0	0.1	0	54.9	65.2																				
11:00	262	81	105	55	15	5	1	0	0	0	0	0	0	0	0	0.1	0	0	0	55.3	64.8																				
12:00	276	90	107	55	20	4	0	0	0	0	0	0	0	0	0	0.2	0	0.1	0	55	65.5																				
13:00	288	87	113	62	20	5	1	1	0	0	0	0	0	0	1	0.2	0	0	0	55.8	66.2																				
14:00	284	102	99	58	19	5	1	0	0	0	0	0	0	0	0	0.1	0	0.1	0	54.3	65.5																				
15:00	254	82	90	55	22	3	1	1	0	0	0	0	0	0	1	0.2	0	0	0	55.7	67.3																				
16:00	249	94	87	46	18	4	1	0	0	0	0	0	0	0	0	0.1	0	0	0	53.8	65.5																				
17:00	199	59	75	45	16	4	0	1	0	0	0	0	0	0	1	0.4	0	0.1	0	55.9	66.6																				
18:00	155	36	57	37	18	6	2	0	0	0	0	0	0	0	1	0.4	0	0.1	0	58.7	70.9																				
19:00	108	19	40	31	13	3	2	0	0	0	0	0	0	0	0	0	0	0	0	59.7	70.9																				
20:00	66	9	23	21	9	3	1	0	0	0	0	0	0	0	0	0.6	0	0	0	61.4	72																				
21:00	49	6	15	15	7	4	2	0	0	0	0	0	0	0	1	1.2	0	0.3	0	63.8	78.1																				
22:00	37	3	13	9	7	2	2	0	0	0	0	0	0	0	0	0.8	0	0	0	64	76.7																				
23:00	25	1	8	9	4	2	0	0	0	0	0	0	0	0	0	1.7	0	0.6	0	65.6	76.3																				
07-19	3458	1273	1255	646	218	48	13	4	1	0	0	0	0	0	5	0.1	1	0	1	54.1	64.8																				
06-22	3814	1347	1375	744	260	62	19	5	1	0	0	0	0	0	7	0.2	1	0	1	54.6	65.5																				
06-00	3876	1352	1397	762	271	66	21	6	1	0	0	0	0	0	7	0.2	2	0	1	54.8	65.9																				
00-00	4008	1363	1425	802	305	79	25	6	2	0	0	0	0	0	9	0.2	2	0	1	55.2	66.6																				

40720 Dublin ATCs															Site	1	Location Cloghran Rd, 30 metres North of Quarry Entrance (N53.24.954, W6.20.605)											
22 September 2011		to													28 September 2011		Direction	Southbound	Speed Limit (PSL)					ACPO (SL1)		DFT (SL2)		
Time Period	Total Vehicles	0	50	60	70	80	Speed Bins							100	100	112	112	115	115	Mean Speed	85%ile Speed							
		50	60	70	80	90	100	110	120	130	140	150	160	200														

Virtual Week (1)																						
Mon	4847	1864	1758	879	244	70	25	5	1	1	0	0	0	0	7	0.1	1	0	1	0	53.7	64.1
Tue	4844	1616	1909	910	294	79	26	7	3	0	0	0	0	0	10	0.2	3	0.1	1	0	54.8	65.2
Wed	5008	1906	1820	894	290	74	20	2	0	1	0	0	1	4	0.1	2	0	2	0	53.4	64.4	
Thu	5065	2050	1760	846	316	66	21	4	2	0	0	0	0	6	0.1	2	0	1	0	53.7	64.4	
Fri	4813	1810	1782	819	300	64	27	6	4	1	0	0	0	11	0.2	4	0.1	2	0	53.9	64.8	
Sat	2075	175	577	722	418	131	36	15	1	0	0	0	0	16	0.8	0	0	0	0	64.6	76	
Sun	1405	120	372	544	270	69	22	6	2	0	0	0	0	8	0.6	2	0.1	1	0.1	64.2	74.5	
5 Day Average																						
[--]	4915	1849	1806	870	289	71	24	5	2	1	0	0	0	8	0.2	2	0.0	1	0.0	53.9	64.6	
7 Day Average																						
[--]	4008	1363	1425	802	305	79	25	6	2	0	0	0	0	9	0.2	2	0.0	1	0.0	55.2	66.6	
Total Vehicles																						
[--]	28057	9541	9978	5614	2132	553	177	45	13	3	0	0	1	62	0.2	14	0.0	8	0.0	55.2	66.6	





40720 Dublin ATCs																	
September 2011																	
Site	Location	Exact	Direction	Start Date	End Date	Posted Speed Limit (PSL)	Total Vehicles	5 Day Ave.	7 Day Ave.	Posted Speed Limit (PSL)		110%(PSL) + 2 (SL1)		DfT PSL+15 (SL2)		Mean Speed	85%ile Speed
										>PSL	>PSL%	>SL1	>SL1%	>SL2	>SL2%		
2	North Rd, 50m south of dogs trust entrance	N53.24.832, W6.19.167	Northbound	02 October 2011	08 October 2011	50	23854	4082	3408	14341	60.1	6525	27.4	1855	7.8	52.4	60.5
			Southbound	02 October 2011	08 October 2011		1576	259	225	1366	86.7	1095	69.5	651	41.3	62.5	74.9

For inspection purposes only.  
Consent of copyright owner required for any other use.

40720 Dublin ATCs Site 2 Location North Rd, 50m south of dogs trust entrance (N53.24.832, W6.19.167)  
 02 October 2011 to 08 October 2011 Direction Northbound

TIME PERIOD	TOTAL VEHICLES	MOTOR-CYCLES	CARS OR CAR-BASED LGV	LIGHT GOODS VEHICLES	BUSES	TWO AXLE, SIX TYRE, RIGID	THREE AXLE RIGID	FOUR OR MORE AXLE RIGID	FOUR OR LESS AXLE ARTIC	FIVE AXLE ARTIC	SIX OR MORE AXLE ARTIC	FIVE OR LESS AXLE MULTI-TRAILER ARTIC	SIX AXLE MULTI-TRAILER ARTIC	SEVEN OR MORE AXLE ARTIC
<b>02 October 2011</b>														
00:00	30	0	24	1	2	1	1	0	0	0	0	1	0	0
01:00	16	0	15	0	0	0	0	0	0	0	0	1	0	0
02:00	12	0	11	1	0	0	0	0	0	0	0	0	0	0
03:00	6	0	5	1	0	0	0	0	0	0	0	0	0	0
04:00	13	0	7	4	0	0	0	0	0	0	0	2	0	0
05:00	10	0	8	1	0	1	0	0	0	0	0	0	0	0
06:00	36	0	24	1	0	1	0	0	0	0	0	10	0	0
07:00	27	0	18	4	0	0	0	0	0	0	1	4	0	0
08:00	23	0	18	5	0	0	0	0	0	0	0	0	0	0
09:00	47	0	37	5	0	2	1	0	0	0	0	2	0	0
10:00	67	2	55	7	0	1	1	0	0	0	0	1	0	0
11:00	77	0	69	5	0	2	0	0	0	0	0	1	0	0
12:00	129	2	111	7	0	4	2	0	1	0	0	2	0	0
13:00	123	0	114	5	0	1	2	0	1	0	0	0	0	0
14:00	159	1	150	6	0	1	0	0	0	0	0	1	0	0
15:00	144	0	130	7	0	2	1	0	1	0	0	3	0	0
16:00	123	0	105	10	0	2	0	0	2	0	1	3	0	0
17:00	137	0	117	7	1	4	0	0	1	1	1	4	0	1
18:00	109	2	93	6	0	3	2	0	0	0	2	1	0	0
19:00	86	0	74	8	1	3	0	0	0	0	0	0	0	0
20:00	46	0	42	1	0	2	0	0	0	0	0	1	0	0
21:00	27	0	20	2	0	2	0	0	0	0	0	3	0	0
22:00	32	0	28	1	0	3	0	0	0	0	0	0	0	0
23:00	19	0	16	1	0	1	1	0	0	0	0	0	0	0
<b>07-19</b>	<b>1165</b>	<b>7</b>	<b>1017</b>	<b>74</b>	<b>1</b>	<b>22</b>	<b>9</b>	<b>0</b>	<b>6</b>	<b>1</b>	<b>5</b>	<b>22</b>	<b>0</b>	<b>1</b>
<b>06-22</b>	<b>1360</b>	<b>7</b>	<b>1177</b>	<b>86</b>	<b>2</b>	<b>30</b>	<b>9</b>	<b>0</b>	<b>6</b>	<b>1</b>	<b>5</b>	<b>36</b>	<b>0</b>	<b>1</b>
<b>06-00</b>	<b>1411</b>	<b>7</b>	<b>1221</b>	<b>88</b>	<b>2</b>	<b>34</b>	<b>10</b>	<b>0</b>	<b>6</b>	<b>1</b>	<b>5</b>	<b>36</b>	<b>0</b>	<b>1</b>
<b>00-00</b>	<b>1498</b>	<b>7</b>	<b>1291</b>	<b>96</b>	<b>4</b>	<b>36</b>	<b>11</b>	<b>0</b>	<b>6</b>	<b>1</b>	<b>5</b>	<b>40</b>	<b>0</b>	<b>1</b>

For inspection purposes only. Consent of copyright owner required for any other use.

40720 Dublin ATCs Site 2 Location North Rd, 50m south of dogs trust entrance (N53.24.832, W6.19.167)  
 02 October 2011 to 08 October 2011 Direction Northbound

TIME PERIOD	TOTAL VEHICLES	MOTOR-CYCLES	CARS OR CAR-BASED LGV	LIGHT GOODS VEHICLES	BUSES	TWO AXLE, SIX TYRE, RIGID	THREE AXLE RIGID	FOUR OR MORE AXLE RIGID	FOUR OR LESS AXLE ARTIC	FIVE AXLE ARTIC	SIX OR MORE AXLE ARTIC	FIVE OR LESS AXLE MULTI-TRAILER ARTIC	SIX AXLE MULTI-TRAILER ARTIC	SEVEN OR MORE AXLE ARTIC
<b>03 October 2011</b>														
00:00	9	0	5	3	0	0	0	0	0	0	1	0	0	0
01:00	7	0	6	1	0	0	0	0	0	0	0	0	0	0
02:00	10	0	6	2	0	0	0	0	0	0	0	2	0	0
03:00	16	0	12	3	0	0	0	0	0	0	0	1	0	0
04:00	26	1	16	6	0	0	1	0	1	0	0	1	0	0
05:00	40	2	23	11	1	0	0	0	0	0	2	1	0	0
06:00	124	0	79	26	1	4	2	1	0	0	2	9	0	0
07:00	208	6	129	45	1	4	2	0	7	1	2	10	0	1
08:00	354	0	261	36	3	3	1	0	24	1	4	18	0	3
09:00	313	0	204	57	2	9	5	0	17	0	2	17	0	0
10:00	253	1	145	49	6	9	5	0	23	0	3	11	0	1
11:00	272	1	139	61	6	11	1	0	29	2	3	15	0	4
12:00	266	1	141	52	4	15	4	0	26	3	5	14	0	1
13:00	292	1	167	49	6	18	4	0	25	0	4	18	0	0
14:00	306	2	188	52	3	11	3	0	30	0	1	13	0	3
15:00	324	4	190	64	3	15	2	0	26	2	3	14	0	1
16:00	314	1	183	67	10	9	5	2	19	2	4	11	0	1
17:00	283	5	188	47	5	5	1	0	10	1	4	15	0	2
18:00	169	0	119	22	4	5	1	0	3	0	5	8	0	2
19:00	104	1	71	16	0	5	0	0	3	0	1	7	0	0
20:00	64	2	48	8	1	1	1	0	1	0	0	2	0	0
21:00	47	1	35	6	0	5	0	0	0	0	0	0	0	0
22:00	50	1	35	5	1	1	0	0	3	0	0	4	0	0
23:00	23	0	19	1	0	1	0	0	0	0	0	2	0	0
07-19	3354	22	2054	601	53	114	34	2	239	12	40	164	0	19
06-22	3693	26	2287	657	55	129	37	3	243	12	43	182	0	19
06-00	3766	27	2341	663	56	131	37	3	246	12	43	188	0	19
00-00	3874	30	2409	689	57	131	38	3	247	12	46	193	0	19

Consent for inspection purposes only. Copyright owner required for any other use.

40720 Dublin ATCs Site 2 Location North Rd, 50m south of dogs trust entrance (N53.24.832, W6.19.167)  
 02 October 2011 to 08 October 2011 Direction Northbound

TIME PERIOD	TOTAL VEHICLES	MOTOR-CYCLES	CARS OR CAR-BASED LGV	LIGHT GOODS VEHICLES	BUSES	TWO AXLE, SIX TYRE, RIGID	THREE AXLE RIGID	FOUR OR MORE AXLE RIGID	FOUR OR LESS AXLE ARTIC	FIVE AXLE ARTIC	SIX OR MORE AXLE ARTIC	FIVE OR LESS AXLE MULTI-TRAILER ARTIC	SIX AXLE MULTI-TRAILER ARTIC	SEVEN OR MORE AXLE ARTIC
<b>04 October 2011</b>														
00:00	11	0	6	2	0	0	0	0	0	0	0	3	0	0
01:00	21	0	15	2	0	0	0	0	1	0	0	3	0	0
02:00	8	0	5	2	1	0	0	0	0	0	0	0	0	0
03:00	22	0	14	5	0	1	0	0	0	0	0	2	0	0
04:00	32	1	23	6	0	0	1	0	0	0	0	1	0	0
05:00	57	1	33	16	0	3	0	0	1	0	1	2	0	0
06:00	130	2	74	34	1	4	1	0	3	0	1	9	0	1
07:00	248	5	162	52	2	6	1	0	5	1	5	6	0	3
08:00	356	3	247	49	3	7	3	0	28	2	3	9	0	2
09:00	323	1	237	43	3	5	0	0	16	2	4	11	0	1
10:00	274	0	168	56	1	13	1	0	19	0	6	7	0	3
11:00	276	2	181	43	4	12	2	0	24	2	0	5	0	1
12:00	320	5	175	66	7	15	3	0	29	2	1	13	0	4
13:00	285	3	181	45	4	17	2	0	21	1	5	12	0	0
14:00	276	3	152	59	8	15	1	0	27	1	2	6	0	2
15:00	272	2	142	64	7	9	2	0	28	0	4	11	0	3
16:00	294	2	196	52	4	7	2	0	14	2	4	10	0	1
17:00	323	8	223	59	6	9	0	0	7	2	4	5	0	0
18:00	208	2	151	34	5	6	1	0	3	0	0	6	0	0
19:00	107	3	66	20	2	3	1	0	2	1	0	9	0	0
20:00	60	0	49	6	0	2	0	0	1	0	0	2	0	0
21:00	67	1	51	6	1	1	1	0	1	0	1	4	0	0
22:00	47	1	31	9	0	2	1	0	2	0	1	0	0	0
23:00	21	1	17	0	0	1	1	0	1	0	0	0	0	0
07-19	3455	36	2215	622	54	115	18	0	221	15	38	101	0	20
06-22	3819	42	2455	688	58	125	21	0	228	16	40	125	0	21
06-00	3887	44	2503	697	58	128	23	0	231	16	41	125	0	21
00-00	4038	46	2599	730	59	132	24	0	233	16	42	136	0	21

40720 Dublin ATCs Site 2 Location North Rd, 50m south of dogs trust entrance (N53.24.832, W6.19.167)  
 02 October 2011 to 08 October 2011 Direction Northbound

TIME PERIOD	TOTAL VEHICLES	MOTOR-CYCLES	CARS OR CAR-BASED LGV	LIGHT GOODS VEHICLES	BUSES	TWO AXLE, SIX TYRE, RIGID	THREE AXLE RIGID	FOUR OR MORE AXLE RIGID	FOUR OR LESS AXLE ARTIC	FIVE AXLE ARTIC	SIX OR MORE AXLE ARTIC	FIVE OR LESS AXLE MULTI-TRAILER ARTIC	SIX AXLE MULTI-TRAILER ARTIC	SEVEN OR MORE AXLE ARTIC
<b>05 October 2011</b>														
00:00	14	0	11	1	0	0	0	0	1	0	0	1	0	0
01:00	14	0	7	3	1	0	0	0	0	0	0	3	0	0
02:00	6	0	4	2	0	0	0	0	0	0	0	0	0	0
03:00	20	1	13	5	0	0	0	0	0	0	0	1	0	0
04:00	33	1	25	4	0	0	0	0	2	0	0	1	0	0
05:00	51	1	29	15	1	3	0	0	0	0	0	2	0	0
06:00	138	3	87	30	1	3	2	0	0	0	3	9	0	0
07:00	254	2	167	47	2	5	2	0	6	0	8	15	0	0
08:00	332	2	243	44	2	7	2	0	20	0	4	7	0	1
09:00	295	1	187	49	3	5	2	0	26	2	4	14	0	2
10:00	232	2	136	40	1	13	2	0	20	0	2	16	0	0
11:00	271	1	147	55	6	10	2	0	26	3	9	11	0	1
12:00	328	3	190	62	7	13	5	1	27	0	5	13	0	2
13:00	315	3	211	44	3	11	7	1	20	0	3	11	0	1
14:00	246	2	137	53	3	9	5	0	28	1	2	5	0	1
15:00	316	4	194	62	5	10	8	0	14	1	4	14	0	0
16:00	337	4	221	69	8	8	2	0	9	0	5	10	0	1
17:00	326	3	237	52	3	8	3	0	8	0	1	10	0	1
18:00	185	1	147	20	5	2	3	0	0	0	2	5	0	0
19:00	106	2	81	11	2	1	0	0	3	2	1	1	0	2
20:00	79	0	66	6	0	4	0	0	0	0	1	2	0	0
21:00	67	0	55	6	1	2	0	0	0	0	1	1	0	1
22:00	46	0	39	1	0	2	0	0	2	0	1	1	0	0
23:00	24	0	19	2	0	1	0	0	0	0	0	2	0	0
07-19	3437	28	2217	597	48	101	43	2	204	7	49	131	0	10
06-22	3827	33	2506	650	52	111	45	2	207	9	55	144	0	13
06-00	3897	33	2564	653	52	114	45	2	209	9	56	147	0	13
00-00	4035	36	2653	683	54	117	45	2	212	9	56	155	0	13

Consent for inspection purposes only. Copyright owner required for any other use.



40720 Dublin ATCs Site 2 Location North Rd, 50m south of dogs trust entrance (N53.24.832, W6.19.167)  
 02 October 2011 to 08 October 2011 Direction Northbound

TIME PERIOD	TOTAL VEHICLES	MOTOR-CYCLES	CARS OR CAR-BASED LGV	LIGHT GOODS VEHICLES	BUSES	TWO AXLE, SIX TYRE, RIGID	THREE AXLE RIGID	FOUR OR MORE AXLE RIGID	FOUR OR LESS AXLE ARTIC	FIVE AXLE ARTIC	SIX OR MORE AXLE ARTIC	FIVE OR LESS AXLE MULTI-TRAILER ARTIC	SIX AXLE MULTI-TRAILER ARTIC	SEVEN OR MORE AXLE ARTIC
<b>06 October 2011</b>														
00:00	19	0	15	1	0	0	0	0	0	0	0	3	0	0
01:00	24	0	18	2	0	0	0	0	0	0	2	2	0	0
02:00	11	0	8	3	0	0	0	0	0	0	0	0	0	0
03:00	21	0	14	4	0	0	0	0	0	0	0	3	0	0
04:00	42	0	34	7	0	0	0	0	0	0	0	1	0	0
05:00	55	1	35	14	0	3	0	0	0	0	0	1	0	1
06:00	164	1	108	32	2	2	0	0	3	0	9	7	0	0
07:00	258	2	190	52	0	2	4	0	4	0	2	2	0	0
08:00	384	0	295	55	0	6	1	0	22	0	0	5	0	0
09:00	284	1	185	45	4	12	0	0	28	0	1	8	0	0
10:00	272	3	162	54	5	12	3	1	16	1	3	11	0	1
11:00	262	2	150	51	3	12	6	0	28	0	0	10	0	0
12:00	324	2	189	64	6	16	4	0	28	0	1	12	0	2
13:00	321	2	202	51	9	16	5	0	18	0	2	14	0	2
14:00	295	4	186	59	4	9	1	0	20	2	2	7	0	1
15:00	312	3	208	55	2	8	5	0	19	1	0	11	0	0
16:00	372	5	268	63	6	6	2	0	10	1	4	6	0	1
17:00	287	3	208	52	5	4	4	0	3	1	1	4	0	2
18:00	222	2	158	31	5	5	1	0	5	1	6	8	0	0
19:00	107	1	82	13	0	2	1	1	3	0	1	2	0	1
20:00	87	0	71	10	0	3	0	0	0	0	0	3	0	0
21:00	63	0	52	3	2	2	0	0	1	0	0	3	0	0
22:00	52	2	38	7	0	2	0	0	0	0	0	3	0	0
23:00	26	0	20	2	1	1	0	0	0	0	0	2	0	0
07-19	3593	29	2401	632	49	108	36	1	201	7	22	98	0	9
06-22	4014	31	2714	690	53	117	37	2	208	7	32	113	0	10
06-00	4092	33	2772	699	54	120	37	2	208	7	32	118	0	10
00-00	4264	34	2896	730	54	123	37	2	208	7	34	128	0	11

Consent for inspection purposes only. Copyright owner required for any other use.

40720 Dublin ATCs Site 2 Location North Rd, 50m south of dogs trust entrance (N53.24.832, W6.19.167)  
 02 October 2011 to 08 October 2011 Direction Northbound

TIME PERIOD	TOTAL VEHICLES	MOTOR-CYCLES	CARS OR CAR-BASED LGV	LIGHT GOODS VEHICLES	BUSES	TWO AXLE, SIX TYRE, RIGID	THREE AXLE RIGID	FOUR OR MORE AXLE RIGID	FOUR OR LESS AXLE ARTIC	FIVE AXLE ARTIC	SIX OR MORE AXLE ARTIC	FIVE OR LESS AXLE MULTI-TRAILER ARTIC	SIX AXLE MULTI-TRAILER ARTIC	SEVEN OR MORE AXLE ARTIC
<b>07 October 2011</b>														
00:00	25	0	22	2	0	0	0	0	0	0	0	1	0	0
01:00	16	0	12	2	0	0	0	0	0	0	0	2	0	0
02:00	17	1	13	1	0	1	0	0	0	0	0	1	0	0
03:00	19	0	12	4	0	0	0	0	0	0	0	3	0	0
04:00	32	0	26	5	0	0	0	0	0	0	0	1	0	0
05:00	44	0	29	11	1	3	0	0	0	0	0	0	0	0
06:00	157	0	97	35	0	3	1	0	5	0	5	8	0	3
07:00	278	3	203	51	2	2	0	1	3	0	4	7	0	2
08:00	369	2	274	47	1	5	2	0	28	2	4	3	0	1
09:00	263	1	157	40	3	7	2	1	33	1	4	11	0	3
10:00	235	2	147	36	3	9	2	0	20	2	7	7	0	0
11:00	319	2	188	63	4	15	2	0	29	2	2	12	0	0
12:00	305	1	172	57	9	13	0	0	28	2	2	20	0	1
13:00	335	4	210	54	7	13	6	0	29	3	4	4	0	1
14:00	303	0	218	33	4	7	3	0	23	4	2	9	0	0
15:00	367	2	256	57	8	8	4	0	24	0	2	5	0	1
16:00	299	4	188	63	3	6	4	0	17	1	3	10	0	0
17:00	299	3	210	45	7	12	5	0	5	0	0	12	0	0
18:00	178	1	116	34	1	1	1	0	4	2	3	12	0	3
19:00	127	1	106	10	0	3	1	0	2	0	2	2	0	0
20:00	71	1	58	5	4	1	0	0	1	0	0	1	0	0
21:00	57	0	50	5	0	1	0	0	0	0	0	1	0	0
22:00	44	0	33	4	1	1	0	0	2	1	0	2	0	0
23:00	38	2	29	3	0	1	0	0	0	0	0	3	0	0
07-19	3550	25	2339	580	52	98	31	2	243	19	37	112	0	12
06-22	3962	27	2650	635	56	106	33	2	251	19	44	124	0	15
06-00	4044	29	2712	642	57	108	33	2	253	20	44	129	0	15
00-00	4197	30	2826	667	58	112	33	2	253	20	44	137	0	15

40720 Dublin ATCs Site 2 Location North Rd, 50m south of dogs trust entrance (N53.24.832, W6.19.167)  
 02 October 2011 to 08 October 2011 Direction Northbound

TIME PERIOD	TOTAL VEHICLES	MOTOR-CYCLES	CARS OR CAR-BASED LGV	LIGHT GOODS VEHICLES	BUSES	TWO AXLE, SIX TYRE, RIGID	THREE AXLE RIGID	FOUR OR MORE AXLE RIGID	FOUR OR LESS AXLE ARTIC	FIVE AXLE ARTIC	SIX OR MORE AXLE ARTIC	FIVE OR LESS AXLE MULTI-TRAILER ARTIC	SIX AXLE MULTI-TRAILER ARTIC	SEVEN OR MORE AXLE ARTIC
<b>08 October 2011</b>														
00:00	19	2	13	1	0	0	0	0	1	0	0	2	0	0
01:00	18	0	10	6	0	1	0	0	0	0	0	1	0	0
02:00	14	0	13	0	0	1	0	0	0	0	0	0	0	0
03:00	17	0	14	3	0	0	0	0	0	0	0	0	0	0
04:00	21	1	18	1	0	1	0	0	0	0	0	0	0	0
05:00	25	0	19	5	0	1	0	0	0	0	0	0	0	0
06:00	56	1	36	5	0	1	0	0	1	0	3	9	0	0
07:00	70	0	48	14	0	1	1	0	3	0	0	3	0	0
08:00	72	0	44	16	0	2	3	0	2	0	1	4	0	0
09:00	108	0	72	17	0	4	1	0	1	0	3	10	0	0
10:00	152	0	111	26	2	3	2	0	0	2	1	5	0	0
11:00	153	0	117	23	2	2	4	0	3	0	1	1	0	0
12:00	181	1	140	26	1	2	0	0	4	1	1	5	0	0
13:00	180	0	143	24	2	6	1	0	2	0	1	1	0	0
14:00	172	5	144	18	0	4	0	0	1	0	0	0	0	0
15:00	153	1	133	8	1	3	4	0	0	0	0	3	0	0
16:00	141	0	122	13	4	0	2	0	0	0	0	0	0	0
17:00	133	0	116	12	0	3	0	0	1	0	0	1	0	0
18:00	85	1	72	6	3	1	0	0	0	0	0	2	0	0
19:00	68	1	61	4	0	2	0	0	0	0	0	0	0	0
20:00	48	0	40	2	0	5	1	0	0	0	0	0	0	0
21:00	24	0	19	3	1	1	0	0	0	0	0	0	0	0
22:00	18	0	15	1	2	0	0	0	0	0	0	0	0	0
23:00	20	0	15	3	1	1	0	0	0	0	0	0	0	0
07-19	1600	8	1262	203	15	31	18	0	17	3	8	35	0	0
06-22	1796	10	1418	217	16	40	19	0	18	3	11	44	0	0
06-00	1834	10	1448	221	19	41	19	0	18	3	11	44	0	0
00-00	1948	13	1535	237	19	45	19	0	19	3	11	47	0	0

Consent of copyright owner required for any other use.  
 For inspection purposes only.

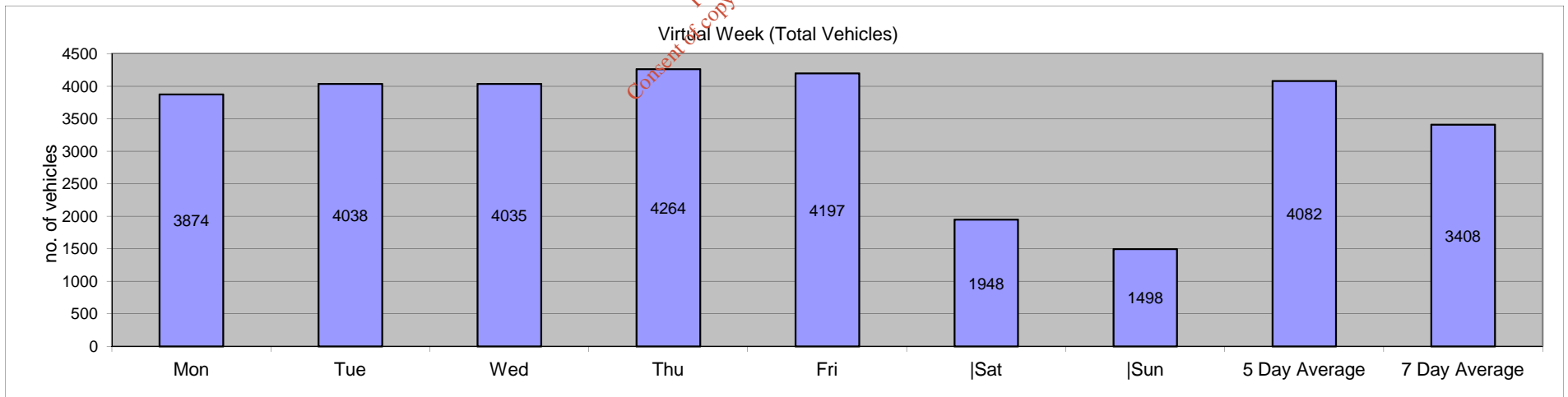
40720 Dublin ATCs Site 2 Location North Rd, 50m south of dogs trust entrance (N53.24.832, W6.19.167)  
 02 October 2011 to 08 October 2011 Direction Northbound

TIME PERIOD	TOTAL VEHICLES	MOTOR-CYCLES	CARS OR CAR-BASED LGV	LIGHT GOODS VEHICLES	BUSES	TWO AXLE, SIX TYRE, RIGID	THREE AXLE RIGID	FOUR OR MORE AXLE RIGID	FOUR OR LESS AXLE ARTIC	FIVE AXLE ARTIC	SIX OR MORE AXLE ARTIC	FIVE OR LESS AXLE MULTI-TRAILER ARTIC	SIX AXLE MULTI-TRAILER ARTIC	SEVEN OR MORE AXLE ARTIC
<b>Average Day</b>														
00:00	18	0	14	2	0	0	0	0	0	0	0	2	0	0
01:00	17	0	12	2	0	0	0	0	0	0	0	2	0	0
02:00	11	0	9	2	0	0	0	0	0	0	0	0	0	0
03:00	17	0	12	4	0	0	0	0	0	0	0	1	0	0
04:00	28	1	21	5	0	0	0	0	0	0	0	1	0	0
05:00	40	1	25	10	0	2	0	0	0	0	0	1	0	0
06:00	115	1	72	23	1	3	1	0	2	0	3	9	0	1
07:00	192	3	131	38	1	3	1	0	4	0	3	7	0	1
08:00	270	1	197	36	1	4	2	0	18	1	2	7	0	1
09:00	233	1	154	37	2	6	2	0	17	1	3	10	0	1
10:00	212	1	132	38	3	9	2	0	14	1	3	8	0	1
11:00	233	1	142	43	4	9	2	0	20	1	2	8	0	1
12:00	265	2	160	48	5	11	3	0	20	1	2	11	0	1
13:00	264	2	175	39	4	11	4	0	17	1	3	9	0	1
14:00	251	2	168	40	3	8	2	0	18	1	1	6	0	1
15:00	270	2	179	45	4	8	4	0	16	1	2	9	0	1
16:00	269	2	183	48	5	5	2	0	10	1	3	7	0	1
17:00	255	3	186	39	4	6	2	0	5	1	2	7	0	1
18:00	165	1	122	22	3	3	1	0	2	0	3	6	0	1
19:00	101	1	77	12	1	3	0	0	2	0	1	3	0	0
20:00	65	0	53	5	1	3	0	0	0	0	0	2	0	0
21:00	50	0	40	4	1	2	0	0	0	0	0	2	0	0
22:00	41	1	31	4	1	2	0	0	1	0	0	1	0	0
23:00	24	0	19	2	0	1	0	0	0	0	0	1	0	0
07-19	2879	22	1929	473	39	84	27	1	162	9	28	95	0	10
06-22	3210	25	2172	518	42	94	29	1	166	10	33	110	0	11
06-00	3276	26	2223	523	43	97	29	1	167	10	33	112	0	11
00-00	3408	28	2316	547	44	99	30	1	168	10	34	119	0	11

Consent of copyright owner required for any other use.

40720 Dublin ATCs Site 2 Location North Rd, 50m south of dogs trust entrance (N53.24.832, W6.19.167)  
 02 October 2011 to 08 October 2011 Direction Northbound

TIME PERIOD	TOTAL VEHICLES	MOTOR-CYCLES	CARS OR CAR-BASED LGV	LIGHT GOODS VEHICLES	BUSES	TWO AXLE, SIX TYRE, RIGID	THREE AXLE RIGID	FOUR OR MORE AXLE RIGID	FOUR OR LESS AXLE ARTIC	FIVE AXLE ARTIC	SIX OR MORE AXLE ARTIC	FIVE OR LESS AXLE MULTI-TRAILER ARTIC	SIX AXLE MULTI-TRAILER ARTIC	SEVEN OR MORE AXLE ARTIC
<b>Virtual Week (1)</b>														
Mon	3874	30	2409	689	57	131	38	3	247	12	46	193	0	19
Tue	4038	46	2599	730	59	132	24	0	233	16	42	136	0	21
Wed	4035	36	2653	683	54	117	45	2	212	9	56	155	0	13
Thu	4264	34	2896	730	54	123	37	2	208	7	34	128	0	11
Fri	4197	30	2826	667	58	112	33	2	253	20	44	137	0	15
Sat	1948	13	1535	237	19	45	19	0	19	3	11	47	0	0
Sun	1498	7	1291	96	4	36	11	0	6	1	5	40	0	1
<b>5 Day Average</b>														
[--]	4082	35	2677	700	56	123	35	2	231	13	44	150	0	16
<b>7 Day Average</b>														
[--]	3408	28	2316	547	44	99	30	1	168	10	34	119	0	11
<b>Total Vehicles</b>														
[--]	23854	196	16209	3832	305	696	207	9	1178	68	238	836	0	80



40720 Dublin ATCs																Site	2		Location North Rd, 50m south of dogs trust entrance (N53.24.832, W6.19.167)										
02 October 2011		to														08 October 2011		Direction Northbound		Speed Limit (PSL)					ACPO (SL1)		DFT (SL2)		
Time Period	Total Vehicles	030	3035	3540	4045	4550	5055	5560	6065	6570	7075	7580	8085	85200	50	50	57	57	65	65	Mean Speed	85%ile Speed							
<b>02 October 2011</b>																													
0000	30	0	0	3	3	8	12	3	1	0	0	0	0	0	16	53.3	3	10	0	0	50	54.7							
01:00	16	0	0	0	1	4	6	1	2	2	0	0	0	0	11	68.8	4	25	2	12.5	54.1	61.2							
02:00	12	1	0	1	2	4	2	2	0	0	0	0	0	0	4	33.3	2	16.7	0	0	46.5	54							
03:00	6	0	0	0	1	1	3	0	1	0	0	0	0	0	4	66.7	1	16.7	0	0	52.7	-							
04:00	13	0	0	3	3	3	3	1	0	0	0	0	0	0	4	30.8	1	7.7	0	0	46.5	51.5							
05:00	10	0	0	1	2	3	2	2	0	0	0	0	0	0	4	40	2	20	0	0	48.3	-							
06:00	36	0	2	5	2	10	11	1	3	2	0	0	0	0	17	47.2	6	16.7	2	5.6	49.1	58.7							
07:00	27	0	2	5	3	1	8	4	2	1	0	1	0	0	16	59.3	7	25.9	2	7.4	49.8	58							
08:00	23	0	0	0	2	3	8	4	2	3	1	1	0	0	18	78.3	8	34.8	4	17.4	56.1	67							
09:00	47	0	0	2	11	10	14	7	1	1	0	0	0	0	24	51.1	6	12.8	2	4.3	50.1	56.9							
10:00	67	2	1	4	8	12	15	14	5	3	2	1	0	0	40	59.7	22	32.8	6	9	51.5	60.1							
11:00	77	2	1	4	8	15	20	14	6	3	2	2	0	0	47	61	16	20.8	7	9.1	52	59.8							
12:00	129	1	1	7	12	35	29	25	7	6	3	2	1	0	73	56.6	30	23.3	12	9.3	52.3	59.4							
13:00	123	4	2	1	15	23	38	25	10	8	3	0	0	0	78	63.4	33	26.8	5	4.1	51.6	59							
14:00	159	1	1	2	20	32	37	41	12	7	1	2	2	1	103	64.8	46	28.9	13	8.2	53.5	60.1							
15:00	144	2	6	9	15	40	35	19	7	8	1	1	1	0	72	50	29	20.1	11	7.6	50.7	58.7							
16:00	123	2	3	1	18	28	30	27	6	7	1	0	0	0	71	57.7	31	25.2	8	6.5	51.5	58.3							
17:00	137	0	3	9	19	26	39	22	9	6	3	0	0	1	80	58.4	31	22.6	10	7.3	51.6	59.4							
18:00	109	0	2	4	14	17	21	27	11	7	4	1	1	0	72	66.1	38	34.9	13	11.9	53.8	61.6							
19:00	86	0	0	1	12	13	31	9	9	6	2	1	2	0	60	69.8	26	30.2	11	12.8	54.5	63.7							
20:00	46	1	1	0	1	8	14	13	4	1	1	0	2	0	35	76.1	17	37	4	8.7	55	60.1							
21:00	27	0	0	2	6	5	8	5	0	1	0	0	0	0	14	51.9	3	11.1	1	3.7	49.9	56.2							
22:00	32	0	0	1	4	5	9	8	2	3	0	0	0	0	22	68.8	11	34.4	3	9.4	53.5	59							
23:00	19	0	0	1	1	3	4	7	1	2	0	0	0	0	14	73.7	6	31.6	2	10.5	54.5	59							
07-19	1165	14	22	48	145	242	294	229	78	54	22	10	5	2	694	59.6	297	25.5	93	8	52	59.4							
06-22	1360	15	25	56	166	278	358	257	94	64	25	11	9	2	820	60.3	349	25.7	111	8.2	52.2	59.8							
06-00	1411	15	25	58	171	286	371	272	97	69	25	11	9	2	856	60.7	366	25.9	116	8.2	52.2	59.8							
00-00	1498	16	25	66	183	309	399	281	101	71	25	11	9	2	899	60	379	25.3	118	7.9	52.1	59.4							

40720 Dublin ATCs																Site	2	Location North Rd, 50m south of dogs trust entrance (N53.24.832, W6.19.167)																							
02 October 2011		to														08 October 2011														Direction		Northbound		Speed Limit (PSL)		ACPO (SL1)		DFT (SL2)		Mean	85%ile
Time Period	Total Vehicles	0	30	35	40	45	50	55	60	65	70	75	80	85	200	50	50	57	57	65	65	Mean	85%ile																		
		30	35	40	45	50	55	60	65	70	75	80	85	200	ACPO	ACPO	DFT	DFT	Speed	Speed																					
<b>03 October 2011</b>																																									
0000	9	0	0	1	0	3	0	1	2	1	0	0	0	1	5	55.6	4	44.4	2	22.2	58.7	-																			
01:00	7	0	0	0	1	1	1	2	1	1	0	0	0	0	5	71.4	4	57.1	1	14.3	56.7	-																			
02:00	10	0	0	1	1	2	2	0	3	1	0	0	0	0	6	60	4	40	1	10	53	-																			
03:00	16	0	0	1	0	2	4	6	3	0	0	0	0	0	13	81.3	6	37.5	0	0	54.7	60.1																			
04:00	26	1	1	2	2	5	9	4	1	0	0	0	1	0	15	57.7	3	11.5	1	3.8	49.9	55.8																			
05:00	40	3	1	2	1	6	13	6	5	2	1	0	0	0	27	67.5	11	27.5	3	7.5	51.4	61.2																			
06:00	124	2	2	10	7	16	34	26	13	12	2	0	0	0	87	70.2	41	33.1	14	11.3	53	61.6																			
07:00	208	0	8	12	14	35	63	41	18	6	5	0	4	2	139	66.8	54	26	17	8.2	53	60.5																			
08:00	354	0	12	19	41	62	98	67	42	10	1	2	0	0	220	62.1	86	24.3	13	3.7	51.7	60.1																			
09:00	313	0	6	22	35	63	77	63	31	8	4	2	2	0	187	59.7	81	25.9	16	5.1	52	59.8																			
10:00	253	2	13	25	34	40	64	37	21	14	2	0	0	1	139	54.9	63	24.9	17	6.7	50.4	59.8																			
11:00	272	7	8	20	38	50	64	47	16	10	8	4	0	0	149	54.8	62	22.8	22	8.1	50.9	59.4																			
12:00	266	0	5	28	36	51	64	43	17	11	5	3	2	1	146	54.9	60	22.6	22	8.3	51.3	59.8																			
13:00	292	0	2	14	35	68	68	58	31	6	7	2	0	1	173	59.2	79	27.1	16	5.5	52.3	60.1																			
14:00	306	2	4	20	40	88	81	36	21	6	3	3	1	1	152	49.7	55	18	14	4.6	50.5	58.3																			
15:00	324	2	6	26	36	84	67	55	28	8	8	2	1	1	170	52.5	76	23.5	20	6.2	51.4	59.8																			
16:00	314	2	3	34	41	81	55	43	28	11	5	6	2	3	153	48.7	77	24.5	27	8.6	51.5	61.6																			
17:00	283	2	9	26	37	52	59	48	17	11	6	8	5	3	157	55.5	78	27.6	33	11.7	52.3	62.3																			
18:00	169	1	5	17	31	18	41	25	17	5	5	1	2	1	97	57.4	42	24.9	14	8.3	51.4	61.6																			
19:00	104	4	1	5	13	18	22	23	9	7	1	0	1	0	63	60.6	31	29.8	9	8.7	52	61.2																			
20:00	64	2	0	11	6	8	11	16	5	3	0	1	1	0	37	57.8	19	29.7	5	7.8	51.3	59.4																			
21:00	47	0	0	0	5	6	10	16	4	3	1	1	1	0	36	76.6	19	40.4	6	12.8	56.1	63																			
22:00	50	0	0	0	8	10	13	7	2	2	1	6	0	1	32	64	17	34	10	20	55.8	69.8																			
23:00	23	0	0	1	1	6	4	6	2	0	0	2	1	0	15	65.2	11	47.8	3	13	55.9	62.6																			
07-19	3354	18	81	263	418	692	801	563	287	106	59	33	19	14	1882	56.1	813	24.2	231	6.9	51.5	60.1																			
06-22	3693	26	84	289	449	740	878	644	318	131	63	35	22	14	2105	57	923	25	265	7.2	51.7	60.1																			
06-00	3766	26	84	290	458	756	895	657	322	133	64	43	23	15	2152	57.1	951	25.3	278	7.4	51.7	60.1																			
00-00	3874	30	86	297	463	775	924	676	337	138	65	43	24	16	2223	57.4	983	25.4	286	7.4	51.8	60.5																			

40720 Dublin ATCs																Site	2		Location North Rd, 50m south of dogs trust entrance (N53.24.832, W6.19.167)										
02 October 2011		to														08 October 2011		Direction Northbound		Speed Limit (PSL)					ACPO (SL1)		DFT (SL2)		
Time Period	Total Vehicles	030	3035	3540	4045	4550	5055	5560	6065	6570	7075	7580	8085	85200	50	50	57	57	65	65	Mean Speed	85%ile Speed							
<b>04 October 2011</b>																													
0000	11	0	0	1	2	4	3	1	0	0	0	0	0	0	4	36.4	0	0	0	0	48.2	52.9							
01:00	21	0	0	1	4	3	3	6	4	0	0	0	0	0	13	61.9	9	42.9	0	0	52.5	60.1							
02:00	8	0	0	0	1	2	0	4	1	0	0	0	0	0	5	62.5	4	50	0	0	54	-							
03:00	22	0	3	0	0	2	7	5	2	2	0	1	0	0	17	77.3	7	31.8	3	13.6	53.8	63							
04:00	32	1	0	1	3	6	10	5	3	1	1	0	1	0	21	65.6	6	18.8	3	9.4	52.7	59.8							
05:00	57	2	0	1	11	8	17	9	5	2	1	0	0	1	35	61.4	11	19.3	4	7	51.2	58.3							
06:00	130	0	2	4	16	11	33	32	21	8	2	1	0	0	97	74.6	46	35.4	11	8.5	54.3	61.6							
07:00	248	0	8	21	17	53	64	51	17	10	5	0	1	1	149	60.1	58	23.4	17	6.9	51.7	59.8							
08:00	356	0	6	17	29	66	71	100	43	13	7	5	1	0	238	66.9	125	35.1	24	6.7	53.6	61.2							
09:00	323	6	10	12	32	65	86	64	26	15	5	2	0	0	198	61.3	89	27.6	22	6.8	51.8	59.8							
10:00	274	6	6	18	39	49	67	44	25	14	4	1	0	1	156	56.9	72	26.3	20	7.3	51.3	60.1							
11:00	276	0	3	17	30	52	68	69	21	12	1	1	1	1	174	63	75	27.2	16	5.8	52.4	59							
12:00	320	0	4	25	50	63	74	46	30	20	4	2	2	0	178	55.6	82	25.6	28	8.8	51.7	61.6							
13:00	285	0	6	21	36	60	64	58	24	15	3	3	2	0	162	56.8	74	26	16	5.6	51.7	59.4							
14:00	276	2	1	20	39	49	74	48	23	11	4	2	1	2	165	59.8	59	21.4	20	7.2	51.9	59.8							
15:00	272	2	5	14	45	63	66	37	19	11	4	1	2	3	143	52.6	61	22.4	21	7.7	51.6	59.4							
16:00	294	0	0	12	38	49	74	55	23	18	11	4	6	4	195	66.3	103	35	43	14.6	54.8	64.1							
17:00	323	2	5	14	31	61	84	68	23	17	10	5	0	3	210	65	96	29.7	35	10.8	53.5	61.6							
18:00	208	1	9	8	24	25	39	63	21	7	5	3	0	3	141	67.8	72	34.6	18	8.7	53.6	60.8							
19:00	107	2	1	6	14	19	19	21	10	7	5	1	1	1	65	60.7	40	37.4	15	14	53.3	64.1							
20:00	60	1	0	2	7	8	16	13	7	4	0	2	0	0	42	70	16	26.7	6	10	53.8	61.2							
21:00	67	1	0	6	8	12	17	12	4	2	2	2	0	1	40	59.7	19	28.4	7	10.4	52.4	60.1							
22:00	47	0	1	0	5	11	11	8	7	3	0	0	0	1	30	63.8	13	27.7	4	8.5	53.7	62.6							
23:00	21	1	2	0	2	3	6	2	3	1	1	0	0	0	13	61.9	7	33.3	2	9.5	50.8	63							
07-19	3455	19	63	199	410	655	831	703	295	156	63	27	16	18	2109	61	966	28	280	8.1	52.5	60.5							
06-22	3819	23	66	217	455	705	916	781	337	177	72	33	17	20	2353	61.6	1087	28.5	319	8.4	52.6	60.8							
06-00	3887	24	69	217	462	719	933	791	347	181	73	33	17	21	2396	61.6	1107	28.5	325	8.4	52.6	60.8							
00-00	4038	27	72	221	483	744	973	821	362	186	75	34	18	22	2491	61.7	1144	28.3	335	8.3	52.6	60.8							



40720 Dublin ATCs																Site	2	Location North Rd, 50m south of dogs trust entrance (N53.24.832, W6.19.167)																							
02 October 2011		to														08 October 2011														Direction		Northbound		Speed Limit (PSL)		ACPO (SL1)		DFT (SL2)		Mean	85%ile
Time Period	Total Vehicles	0	30	35	40	45	50	55	60	65	70	75	80	85	200	50	50	57	57	65	65	Mean	85%ile																		
		30	35	40	45	50	55	60	65	70	75	80	85	200			ACPO	ACPO	DFT	DFT	Speed	Speed																			
<b>05 October 2011</b>																																									
0000	14	0	0	2	1	6	3	1	1	0	0	0	0	0	5	35.7	1	7.1	0	0	48.6	54																			
01:00	14	1	0	1	2	5	1	3	0	1	0	0	0	0	5	35.7	3	21.4	1	7.1	48	57.2																			
02:00	6	0	0	0	0	0	2	4	0	0	0	0	0	0	6	100	3	50	0	0	56.3	-																			
03:00	20	1	0	0	0	3	4	6	3	1	0	0	2	0	16	80	9	45	3	15	56.2	63.4																			
04:00	33	1	0	0	3	6	14	6	3	0	0	0	0	0	23	69.7	5	15.2	0	0	51.7	56.5																			
05:00	51	1	0	1	5	15	12	9	7	0	1	0	0	0	29	56.9	10	19.6	1	2	51.7	57.6																			
06:00	138	0	0	10	8	22	37	31	20	9	1	0	0	0	98	71	50	36.2	10	7.2	53.9	61.2																			
07:00	254	0	11	22	30	49	54	47	23	10	4	2	1	1	142	55.9	66	26	18	7.1	51.3	59.8																			
08:00	332	1	5	16	32	57	79	87	36	13	5	0	0	0	221	66.6	104	31.3	19	5.7	53	60.8																			
09:00	295	1	0	16	37	56	58	72	35	11	3	3	0	0	185	62.7	92	31.2	20	6.8	53.1	60.8																			
10:00	232	2	3	19	44	52	33	42	21	11	1	4	0	0	112	48.3	62	26.7	16	6.9	51	59.8																			
11:00	271	1	3	16	42	56	55	51	27	17	2	0	1	0	153	56.5	76	28	20	7.4	51.9	60.8																			
12:00	328	2	8	22	36	76	80	50	36	12	5	0	0	1	184	56.1	77	23.5	18	5.5	51.3	60.1																			
13:00	315	2	10	33	30	77	63	57	19	14	5	4	0	1	163	51.7	77	24.4	24	7.6	50.9	59.4																			
14:00	246	3	2	10	24	63	50	41	31	10	9	2	0	1	144	58.5	74	30.1	22	8.9	52.8	62.6																			
15:00	316	2	4	28	58	78	58	58	15	6	6	2	1	0	146	46.2	61	19.3	15	4.7	50	58																			
16:00	337	3	4	16	51	67	65	76	27	12	10	3	2	1	196	58.2	94	27.9	28	8.3	52.4	60.5																			
17:00	326	2	5	17	44	61	82	56	21	20	11	5	1	1	197	60.4	95	29.1	38	11.7	52.5	61.9																			
18:00	185	3	3	11	20	29	41	44	18	8	4	3	0	1	119	64.3	58	31.4	16	8.6	53	60.8																			
19:00	106	4	1	6	11	23	24	17	6	6	1	4	2	1	61	57.5	31	29.2	14	13.2	52.7	61.9																			
20:00	79	0	0	1	12	18	15	23	6	0	1	1	2	0	48	60.8	16	20.3	4	5.1	53.1	58.3																			
21:00	67	0	0	2	8	19	15	14	3	2	3	0	1	0	38	56.7	15	22.4	6	9	52.9	58.7																			
22:00	46	0	0	0	7	8	10	13	6	0	2	0	0	0	31	67.4	16	34.8	2	4.3	53.8	60.8																			
23:00	24	0	0	1	1	4	10	5	1	0	0	1	0	1	18	75	5	20.8	2	8.3	53.9	56.9																			
07-19	3437	22	58	226	448	721	718	681	309	144	65	29	9	7	1962	57.1	936	27.2	254	7.4	51.9	60.5																			
06-22	3827	26	59	245	487	803	809	766	344	161	71	34	14	8	2207	57.7	1048	27.4	288	7.5	52.1	60.5																			
06-00	3897	26	59	246	495	815	829	784	351	161	73	35	14	9	2256	57.9	1069	27.4	292	7.5	52.1	60.5																			
00-00	4035	30	59	250	506	850	865	813	365	163	74	35	16	9	2340	58	1100	27.3	297	7.4	52.1	60.5																			

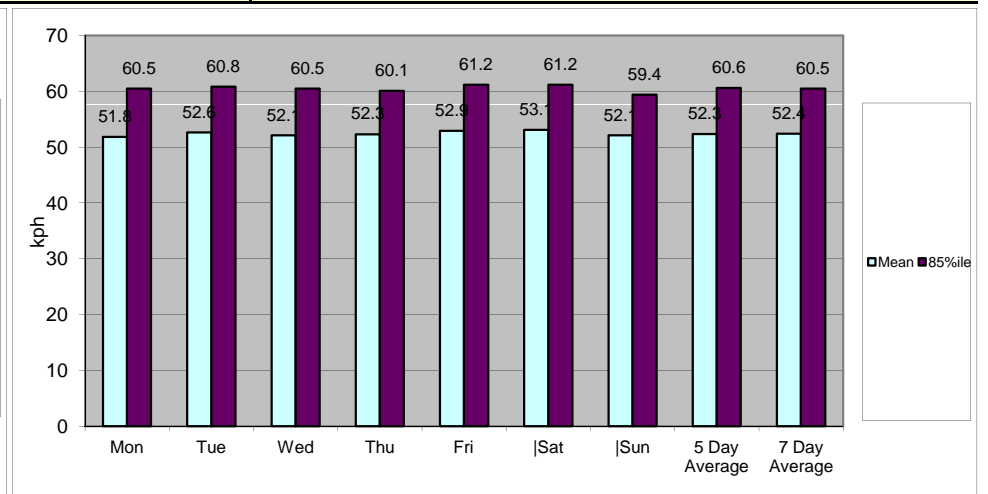
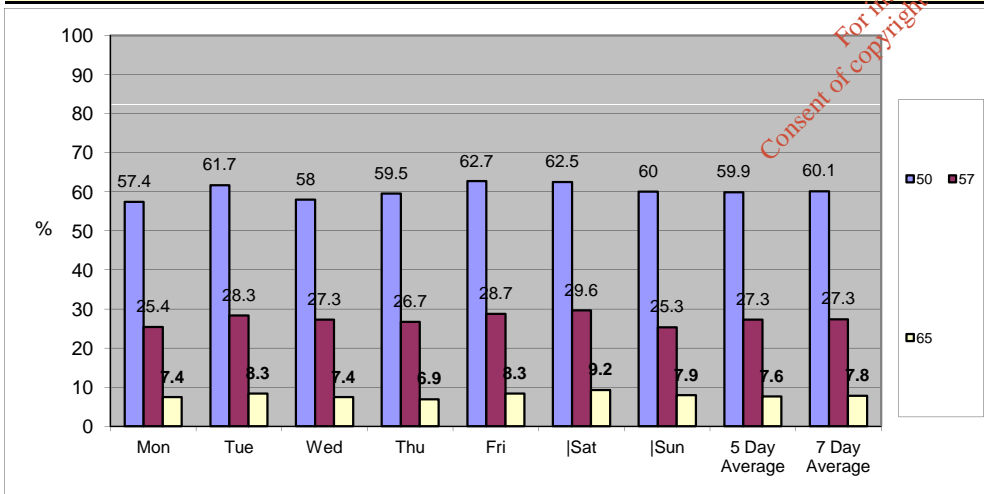
40720 Dublin ATCs																Site	2		Location North Rd, 50m south of dogs trust entrance (N53.24.832, W6.19.167)									
02 October 2011		to														08 October 2011		Direction Northbound		Speed Limit (PSL)		ACPO (SL1)		DFT (SL2)		Mean	85%ile	
Time Period	Total Vehicles	030	3035	3540	4045	4550	5055	5560	6065	6570	7075	7580	8085	85200	50	50	57	57	65	65	Mean Speed	85%ile Speed						
<b>06 October 2011</b>																												
0000	19	1	0	1	1	3	6	5	1	1	0	0	0	0	13	68.4	6	31.6	1	5.3	51.5	57.2						
01:00	24	0	1	4	5	8	2	2	1	1	0	0	0	0	6	25	2	8.3	1	4.2	46	54.7						
02:00	11	0	0	0	1	2	2	5	1	0	0	0	0	0	8	72.7	4	36.4	0	0	53.3	58.7						
03:00	21	0	0	2	1	3	7	2	4	2	0	0	0	0	15	71.4	6	28.6	2	9.5	54	62.6						
04:00	42	0	0	2	4	7	8	10	8	3	0	0	0	0	29	69	16	38.1	3	7.1	53.9	60.5						
05:00	55	1	1	1	6	11	11	14	8	1	0	0	0	1	35	63.6	15	27.3	2	3.6	52.6	60.1						
06:00	164	0	7	8	26	37	30	34	12	7	2	1	0	0	86	52.4	48	29.3	10	6.1	50.9	59						
07:00	258	0	4	8	23	45	75	52	37	6	4	1	1	2	178	69	78	30.2	14	5.4	53.7	61.2						
08:00	384	0	1	10	22	81	104	104	45	10	4	2	0	2	270	70.3	112	29.2	17	4.4	53.9	60.5						
09:00	284	4	1	15	35	44	77	67	25	14	2	0	0	0	185	65.1	80	28.2	16	5.6	52.1	59.4						
10:00	272	3	5	18	26	69	55	45	28	14	4	3	1	1	151	55.5	74	27.2	23	8.5	51.9	60.8						
11:00	262	1	3	18	42	48	59	57	17	10	4	3	0	0	150	57.3	57	21.8	17	6.5	51.6	59						
12:00	324	5	11	25	44	76	65	44	35	17	1	0	1	0	163	50.3	79	24.4	19	5.9	50.4	60.1						
13:00	321	1	5	21	40	89	73	58	17	7	1	0	2	2	165	51.4	62	19.3	17	5.3	51	57.6						
14:00	295	0	3	10	39	78	73	48	23	6	7	5	0	3	165	55.9	70	23.7	21	7.1	52.3	59.8						
15:00	312	7	2	15	31	69	67	77	19	16	7	2	0	0	188	60.3	87	27.9	25	8	52.2	59.8						
16:00	372	2	4	25	49	87	91	56	29	11	10	4	2	2	205	55.1	95	25.5	29	7.8	51.9	60.1						
17:00	287	1	0	13	33	65	53	60	27	17	7	7	1	3	175	61	96	33.4	35	12.2	54	63.4						
18:00	222	1	4	8	15	47	64	50	18	6	5	2	0	2	147	66.2	63	28.4	15	6.8	53.2	59.8						
19:00	107	0	2	1	17	20	29	22	7	5	3	0	1	0	67	62.6	22	20.6	9	8.4	52.7	59.8						
20:00	87	0	3	8	9	17	19	15	8	4	1	0	1	2	50	57.5	24	27.6	8	9.2	52.2	60.8						
21:00	63	0	0	2	5	17	15	13	9	1	0	0	0	1	39	61.9	19	30.2	2	3.2	53.6	61.2						
22:00	52	0	1	0	4	15	14	5	7	1	1	2	0	2	32	61.5	16	30.8	6	11.5	55	61.9						
23:00	26	0	1	1	4	4	8	4	3	0	1	0	0	0	16	61.5	6	23.1	1	3.8	51.8	59						
07-19	3593	25	43	186	399	798	856	718	320	134	62	29	6	17	2142	59.6	953	26.5	248	6.9	52.3	60.1						
06-22	4014	25	55	205	456	889	949	802	356	151	68	30	8	20	2384	59.4	1066	26.6	277	6.9	52.3	60.1						
06-00	4092	25	57	206	464	908	971	811	366	152	70	32	8	22	2432	59.4	1088	26.6	284	6.9	52.3	60.1						
00-00	4264	27	59	216	482	942	1007	849	389	160	70	32	8	23	2538	59.5	1137	26.7	293	6.9	52.3	60.1						

40720 Dublin ATCs																Site	2		Location North Rd, 50m south of dogs trust entrance (N53.24.832, W6.19.167)										
02 October 2011		to														08 October 2011		Direction Northbound		Speed Limit (PSL)					ACPO (SL1)		DFT (SL2)		
Time Period	Total Vehicles	030	3035	3540	4045	4550	5055	5560	6065	6570	7075	7580	8085	85200	50	50	57	57	65	65	Mean Speed	85%ile Speed							
<b>07 October 2011</b>																													
0000	25	0	1	1	2	8	10	1	1	0	1	0	0	0	13	52	2	8	1	4	49.9	52.9							
01:00	16	0	0	0	4	1	3	4	3	0	1	0	0	0	11	68.8	7	43.8	1	6.3	54.6	63.4							
02:00	17	0	0	0	2	2	6	5	1	0	0	0	1	0	13	76.5	6	35.3	1	5.9	55.2	58.7							
03:00	19	0	0	0	0	5	4	6	4	0	0	0	0	0	14	73.7	5	26.3	0	0	54.3	60.1							
04:00	32	0	0	0	4	6	9	11	2	0	0	0	0	0	22	68.8	6	18.8	0	0	52.4	58.3							
05:00	44	0	0	0	5	10	8	15	3	2	0	1	0	0	29	65.9	15	34.1	3	6.8	54.1	59.4							
06:00	157	1	4	10	13	19	36	37	26	10	1	0	0	0	110	70.1	54	34.4	11	7	53.4	61.9							
07:00	278	6	2	8	21	48	89	58	30	9	5	0	0	2	193	69.4	66	23.7	16	5.8	53	60.5							
08:00	369	0	4	21	22	69	98	89	36	20	6	1	1	0	253	68.6	123	33.3	30	8.1	53.7	61.2							
09:00	263	0	3	8	33	50	53	62	33	10	7	2	0	2	169	64.3	91	34.6	21	8	53.6	61.6							
10:00	235	2	9	22	19	38	70	37	16	10	9	3	0	0	145	61.7	57	24.3	22	9.4	51.6	60.1							
11:00	319	1	7	19	34	82	72	45	37	16	1	3	2	0	176	55.2	83	26	22	6.9	51.8	60.8							
12:00	305	1	5	18	46	68	74	54	21	8	5	3	0	2	167	54.8	67	22	18	5.9	51.5	59.4							
13:00	335	3	5	17	42	72	74	56	40	18	7	2	1	0	196	58.5	100	29.9	26	7.8	52.2	61.2							
14:00	303	2	8	16	27	44	76	73	27	14	12	1	3	0	206	68	93	30.7	30	9.9	53.3	61.2							
15:00	367	2	7	20	32	74	80	75	36	21	6	8	6	6	232	63.2	121	33	47	12.8	54.1	63.7							
16:00	299	1	1	13	31	60	75	59	35	9	7	4	2	2	193	64.5	78	26.1	24	8	53.4	61.9							
17:00	299	1	9	22	37	59	69	42	33	8	6	5	4	4	171	57.2	85	28.4	27	9	52.4	61.9							
18:00	178	0	5	8	19	39	51	31	14	5	4	1	0	1	107	60.1	42	23.6	11	6.2	52	58.7							
19:00	127	2	0	9	14	17	33	20	14	9	5	1	1	2	85	66.9	44	34.6	18	14.2	54.4	64.1							
20:00	71	0	2	2	11	16	21	14	3	1	0	1	0	0	40	56.3	9	12.7	2	2.8	50.6	56.2							
21:00	57	0	0	2	8	9	14	8	8	3	2	2	1	0	38	66.7	22	38.6	8	14	55.1	62.3							
22:00	44	0	0	1	6	8	13	10	5	0	1	0	0	0	29	65.9	15	34.1	1	2.3	52.8	59.4							
23:00	38	0	1	3	6	8	4	4	5	2	1	0	0	4	20	52.6	14	36.8	7	18.4	54.8	65.9							
07-19	3550	19	65	192	363	703	881	681	352	146	75	35	19	19	2208	62.2	1006	28.3	294	8.3	52.8	61.2							
06-22	3962	22	71	215	409	764	985	760	403	169	83	39	21	21	2481	62.6	1135	28.6	333	8.4	52.8	61.2							
06-00	4044	22	72	219	421	780	1002	774	413	171	85	39	21	25	2530	62.6	1164	28.8	341	8.4	52.9	61.2							
00-00	4197	22	73	220	438	812	1042	816	427	173	87	40	22	25	2632	62.7	1205	28.7	347	8.3	52.9	61.2							

40720 Dublin ATCs																Site	2	Location North Rd, 50m south of dogs trust entrance (N53.24.832, W6.19.167)																							
02 October 2011		to														08 October 2011														Direction		Northbound		Speed Limit (PSL)		ACPO (SL1)		DFT (SL2)		Mean	85%ile
Time Period	Total Vehicles	0	30	35	40	45	50	55	60	65	70	75	80	85	200	50	50	57	57	65	65	Mean	85%ile																		
		30	35	40	45	50	55	60	65	70	75	80	85	200			ACPO	ACPO	DFT	DFT	Speed	Speed																			
<b>08 October 2011</b>																																									
0000	19	0	0	1	3	4	2	3	0	2	3	0	0	1	11	57.9	8	42.1	6	31.6	57.6	70.9																			
01:00	18	0	1	3	3	3	3	3	1	0	0	0	1	0	8	44.4	3	16.7	1	5.6	49.7	56.2																			
02:00	14	0	0	0	1	2	4	5	1	1	0	0	0	0	11	78.6	6	42.9	1	7.1	55	59.8																			
03:00	17	0	0	0	0	3	5	6	3	0	0	0	0	0	14	82.4	8	47.1	0	0	54.9	59																			
04:00	21	0	0	0	2	1	8	6	0	3	0	0	0	1	18	85.7	7	33.3	4	19	58.1	65.5																			
05:00	25	0	0	0	2	5	8	6	3	0	0	1	0	0	18	72	7	28	1	4	53.6	58.7																			
06:00	56	0	2	3	11	12	6	11	6	2	0	2	0	1	28	50	18	32.1	5	8.9	52.7	61.9																			
07:00	70	0	0	6	8	12	21	11	7	4	0	0	0	1	44	62.9	16	22.9	5	7.1	52.2	60.5																			
08:00	72	0	0	5	9	9	15	14	13	4	2	0	0	0	49	68.1	28	38.9	7	9.7	54.1	63																			
09:00	108	0	1	8	18	23	21	16	10	4	5	2	0	0	58	53.7	31	28.7	11	10.2	52.3	61.9																			
10:00	152	4	7	15	21	20	38	21	13	5	7	1	0	0	85	55.9	40	26.3	13	8.6	50.4	60.5																			
11:00	153	2	2	8	27	35	24	30	11	7	4	0	1	2	79	51.6	46	30.1	14	9.2	51.8	60.5																			
12:00	181	7	8	7	19	39	50	33	9	5	2	1	1	0	101	55.8	37	20.4	9	5	50.5	58.3																			
13:00	180	0	0	4	13	38	50	44	15	15	2	4	1	2	125	69.4	59	32.8	16	8.9	54.5	60.8																			
14:00	172	4	0	3	19	36	42	31	20	9	2	4	1	1	110	64	52	30.2	17	9.9	53.6	61.2																			
15:00	153	1	2	4	14	28	44	30	13	7	4	3	1	2	104	68	47	30.7	17	11.1	54	62.6																			
16:00	141	3	0	4	12	37	34	27	8	4	3	4	1	4	85	60.3	37	26.2	16	11.3	53.8	61.2																			
17:00	133	0	1	4	17	27	26	37	8	6	1	2	0	4	84	63.2	41	30.8	13	9.8	53.7	60.5																			
18:00	85	0	0	0	12	14	21	18	12	6	1	1	0	0	59	69.4	27	31.8	8	9.4	54.4	61.6																			
19:00	68	1	1	1	6	12	17	18	4	4	1	2	0	1	47	69.1	20	29.4	8	11.8	54.2	64.1																			
20:00	48	0	1	1	5	6	15	12	6	1	1	0	0	0	35	72.9	13	27.1	2	4.2	53.2	60.5																			
21:00	24	0	0	2	2	5	6	6	2	0	1	0	0	0	15	62.5	7	29.2	1	4.2	52.4	58																			
22:00	18	0	0	0	0	3	5	6	3	1	0	0	0	0	15	83.3	9	50	1	5.6	56.5	60.8																			
23:00	20	0	0	0	1	4	3	6	3	0	3	0	0	0	15	75	10	50	3	15	57.1	64.8																			
07-19	1600	21	21	68	189	318	386	312	139	68	33	23	6	16	983	61.4	461	28.8	146	9.1	52.9	60.8																			
06-22	1796	22	25	75	213	353	430	359	157	75	36	27	6	18	1108	61.7	519	28.9	162	9	52.9	61.2																			
06-00	1834	22	25	75	214	360	438	371	163	76	39	27	6	18	1138	62.1	538	29.3	166	9.1	53	61.2																			
00-00	1948	22	26	79	225	378	468	400	171	82	42	28	7	20	1218	62.5	577	29.6	179	9.2	53.1	61.2																			

40720 Dublin ATCs																Site	2		Location North Rd, 50m south of dogs trust entrance (N53.24.832, W6.19.167)										
02 October 2011		to														08 October 2011		Direction Northbound		Speed Limit (PSL)					ACPO (SL1)		DFT (SL2)		
Time Period	Total Vehicles	030	3035	3540	4045	4550	5055	5560	6065	6570	7075	7580	8085	85200	50	50	57	57	65	65	Mean Speed	85%ile Speed							
<b>Average Day</b>																													
0000	18	0	0	1	2	5	5	2	1	1	1	0	0	0	10	52.8	3	18.9	1	7.9	51.6	57.2							
01:00	17	0	0	1	3	4	3	3	2	1	0	0	0	0	8	50.9	5	27.6	1	6	50.9	60.1							
02:00	11	0	0	0	1	2	3	4	1	0	0	0	0	0	8	67.9	4	37.2	0	3.8	53.2	59.4							
03:00	17	0	0	0	0	3	5	4	3	1	0	0	0	0	13	76.9	6	34.7	1	6.6	54.5	62.3							
04:00	28	0	0	1	3	5	9	6	2	1	0	0	0	0	19	66.3	6	22.1	2	5.5	52.5	59.4							
05:00	40	1	0	1	5	8	10	9	4	1	0	0	0	0	25	62.8	10	25.2	2	5	52.2	60.1							
06:00	115	0	3	7	12	18	27	25	14	7	1	1	0	0	75	65	38	32.7	9	7.8	52.8	61.2							
07:00	192	1	5	12	17	35	53	38	19	7	3	1	1	1	123	64.1	49	25.7	13	6.6	52.5	60.1							
08:00	270	0	4	13	22	50	68	66	31	10	4	2	0	0	181	67.1	84	31	16	6	53.3	60.8							
09:00	233	2	3	12	29	44	55	50	23	9	4	2	1	0	144	61.6	67	28.8	15	6.6	52.4	60.5							
10:00	212	3	6	17	27	40	49	34	18	10	4	2	0	0	118	55.8	56	26.3	17	7.9	51.2	60.1							
11:00	233	2	4	15	32	48	52	45	19	11	3	2	1	0	133	56.9	59	25.5	17	7.2	51.7	60.1							
12:00	265	2	6	19	35	58	62	42	22	11	4	2	1	1	145	54.6	62	23.3	18	6.8	51.2	59.8							
13:00	264	1	4	16	30	61	61	51	22	12	5	2	1	1	152	57.4	69	26.1	17	6.5	51.9	59.8							
14:00	251	2	3	12	30	56	62	45	22	9	5	3	1	1	149	59.5	64	25.6	20	7.8	52.4	60.8							
15:00	270	3	5	17	33	62	60	50	19	11	5	3	2	2	151	55.9	69	25.5	22	8.3	52	60.1							
16:00	269	2	2	15	34	58	61	49	22	10	7	4	2	2	157	58.4	74	27.4	25	9.3	52.7	61.2							
17:00	255	1	5	15	31	50	59	48	20	12	6	5	2	3	153	60.1	75	29.2	27	10.7	52.9	61.9							
18:00	165	1	4	8	19	27	40	37	16	6	4	2	0	1	106	64.2	49	29.6	14	8.2	53	60.8							
19:00	101	2	1	4	12	17	25	19	8	6	3	1	1	1	64	63.5	31	30.4	12	11.9	53.4	62.3							
20:00	65	1	1	4	7	12	16	15	6	2	1	1	1	0	41	63.1	16	25.1	4	6.8	52.6	59.8							
21:00	50	0	0	2	6	10	12	11	4	2	1	1	0	0	31	62.5	15	29.5	4	8.8	53.5	60.5							
22:00	41	0	0	0	5	9	11	8	5	1	1	1	0	1	27	66.1	14	33.6	4	9.3	54.3	62.3							
23:00	24	0	1	1	2	5	6	5	3	1	1	0	0	1	16	64.9	8	34.5	3	11.7	54.1	62.6							
07-19	2879	20	50	169	339	590	681	555	254	115	54	27	11	13	1711	59.4	776	27	221	7.7	52.3	60.5							
06-22	3210	23	55	186	376	647	761	624	287	133	60	30	14	15	1923	59.9	875	27.3	251	7.8	52.3	60.5							
06-00	3276	23	56	187	384	661	777	637	294	135	61	31	14	16	1966	60	898	27.4	257	7.9	52.4	60.5							
00-00	3408	25	57	193	397	687	811	665	307	139	63	32	15	17	2049	60.1	932	27.4	265	7.8	52.4	60.5							

40720 Dublin ATCs																Site	2		Location North Rd, 50m south of dogs trust entrance (N53.24.832, W6.19.167)													
02 October 2011		to														08 October 2011		Direction	Northbound													
Time Period	Total Vehicles	Speed Bins														Speed Limit (PSL)		ACPO (SL1)		DFT (SL2)		Mean Speed	85%ile Speed									
		0	30	35	40	45	50	55	60	65	70	75	80	85	200	50	50	57	57	65	65											
<b>Virtual Week (1)</b>																																
Mon	3874	30	86	297	463	775	924	676	337	138	65	43	24	16	2223	57.4	983	25.4	286	7.4	51.8	60.5										
Tue	4038	27	72	221	483	744	973	821	362	186	75	34	18	22	2491	61.7	1144	28.3	335	8.3	52.6	60.8										
Wed	4035	30	59	250	506	850	865	813	365	163	74	35	16	9	2340	58	1100	27.3	297	7.4	52.1	60.5										
Thu	4264	27	59	216	482	942	1007	849	389	160	70	32	8	23	2538	59.5	1137	26.7	293	6.9	52.3	60.1										
Fri	4197	22	73	220	438	812	1042	816	427	173	87	40	22	25	2632	62.7	1205	28.7	347	8.3	52.9	61.2										
Sat	1948	22	26	79	225	378	468	400	171	82	42	28	7	20	1218	62.5	577	29.6	179	9.2	53.1	61.2										
Sun	1498	16	25	66	183	309	399	281	101	71	25	11	9	2	899	60	379	25.3	118	7.9	52.1	59.4										
<b>5 Day Average</b>																																
[--]	4082	27	70	241	474	825	962	795	376	164	74	37	18	19	2445	59.9	1114	27.3	312	7.6	52.3	60.6										
<b>7 Day Average</b>																																
[--]	3408	25	57	193	397	687	811	665	307	139	63	32	15	17	2049	60.1	932	27.3	265	7.8	52.4	60.5										
<b>Total Vehicles</b>																																
[--]	23854	174	400	1349	2780	4810	5678	4656	2152	973	438	223	104	117	14341	60.1	6525	27.4	1855	7.8	52.4	60.5										



40720 Dublin ATCs Site 2 Location North Rd, 50m south of dogs trust entrance (N53.24.832, W6.19.167)  
 02 October 2011 to 08 October 2011 Direction Southbound

TIME PERIOD	TOTAL VEHICLES	MOTOR-CYCLES	CARS OR CAR-BASED LGV	LIGHT GOODS VEHICLES	BUSES	TWO AXLE, SIX TYRE, RIGID	THREE AXLE RIGID	FOUR OR MORE AXLE RIGID	FOUR OR LESS AXLE ARTIC	FIVE AXLE ARTIC	SIX OR MORE AXLE ARTIC	FIVE OR LESS AXLE MULTI-TRAILER ARTIC	SIX AXLE MULTI-TRAILER ARTIC	SEVEN OR MORE AXLE ARTIC
02 October 2011														
0000	1	0	1	0	0	0	0	0	0	0	0	0	0	0
01:00	0	0	0	0	0	0	0	0	0	0	0	0	0	0
02:00	1	0	1	0	0	0	0	0	0	0	0	0	0	0
03:00	0	0	0	0	0	0	0	0	0	0	0	0	0	0
04:00	1	0	1	0	0	0	0	0	0	0	0	0	0	0
05:00	0	0	0	0	0	0	0	0	0	0	0	0	0	0
06:00	4	0	4	0	0	0	0	0	0	0	0	0	0	0
07:00	5	0	5	0	0	0	0	0	0	0	0	0	0	0
08:00	0	0	0	0	0	0	0	0	0	0	0	0	0	0
09:00	1	0	1	0	0	0	0	0	0	0	0	0	0	0
10:00	6	0	6	0	0	0	0	0	0	0	0	0	0	0
11:00	8	0	7	1	0	0	0	0	0	0	0	0	0	0
12:00	12	0	11	1	0	0	0	0	0	0	0	0	0	0
13:00	10	0	9	1	0	0	0	0	0	0	0	0	0	0
14:00	26	1	25	0	0	0	0	0	0	0	0	0	0	0
15:00	20	1	19	0	0	0	0	0	0	0	0	0	0	0
16:00	9	0	9	0	0	0	0	0	0	0	0	0	0	0
17:00	9	0	9	0	0	0	0	0	0	0	0	0	0	0
18:00	8	0	8	0	0	0	0	0	0	0	0	0	0	0
19:00	3	0	3	0	0	0	0	0	0	0	0	0	0	0
20:00	4	0	4	0	0	0	0	0	0	0	0	0	0	0
21:00	0	0	0	0	0	0	0	0	0	0	0	0	0	0
22:00	1	0	1	0	0	0	0	0	0	0	0	0	0	0
23:00	0	0	0	0	0	0	0	0	0	0	0	0	0	0
07-19	114	2	109	3	0	0	0	0	0	0	0	0	0	0
06-22	125	2	120	3	0	0	0	0	0	0	0	0	0	0
06-00	126	2	121	3	0	0	0	0	0	0	0	0	0	0
00-00	129	2	124	3	0	0	0	0	0	0	0	0	0	0

For inspection purposes only. Consent of copyright owner required for any other use.

40720 Dublin ATCs Site 2 Location North Rd, 50m south of dogs trust entrance (N53.24.832, W6.19.167)  
 02 October 2011 to 08 October 2011 Direction Southbound

TIME PERIOD	TOTAL VEHICLES	MOTOR-CYCLES	CARS OR CAR-BASED LGV	LIGHT GOODS VEHICLES	BUSES	TWO AXLE, SIX TYRE, RIGID	THREE AXLE RIGID	FOUR OR MORE AXLE RIGID	FOUR OR LESS AXLE ARTIC	FIVE AXLE ARTIC	SIX OR MORE AXLE ARTIC	FIVE OR LESS AXLE MULTI-TRAILER ARTIC	SIX AXLE MULTI-TRAILER ARTIC	SEVEN OR MORE AXLE ARTIC
<b>03 October 2011</b>														
00:00	0	0	0	0	0	0	0	0	0	0	0	0	0	0
01:00	0	0	0	0	0	0	0	0	0	0	0	0	0	0
02:00	0	0	0	0	0	0	0	0	0	0	0	0	0	0
03:00	0	0	0	0	0	0	0	0	0	0	0	0	0	0
04:00	1	0	1	0	0	0	0	0	0	0	0	0	0	0
05:00	0	0	0	0	0	0	0	0	0	0	0	0	0	0
06:00	7	0	4	0	0	0	1	0	1	0	1	0	0	0
07:00	19	1	16	1	0	0	0	0	1	0	0	0	0	0
08:00	16	3	10	1	0	0	0	0	0	0	1	1	0	0
09:00	20	0	14	4	0	0	0	0	1	0	0	1	0	0
10:00	14	0	7	1	0	0	1	0	4	0	1	0	0	0
11:00	13	0	8	3	0	0	0	0	2	0	0	0	0	0
12:00	10	1	6	1	0	0	0	0	2	0	0	0	0	0
13:00	30	2	15	7	0	0	0	0	5	0	1	0	0	0
14:00	30	0	26	0	0	0	0	0	4	0	0	0	0	0
15:00	24	1	17	2	1	0	0	0	2	1	0	0	0	0
16:00	12	3	9	0	0	0	0	0	0	0	0	0	0	0
17:00	10	1	8	0	0	0	0	0	1	0	0	0	0	0
18:00	1	0	1	0	0	0	0	0	0	0	0	0	0	0
19:00	4	0	4	0	0	0	0	0	0	0	0	0	0	0
20:00	3	0	3	0	0	0	0	0	0	0	0	0	0	0
21:00	2	0	2	0	0	0	0	0	0	0	0	0	0	0
22:00	0	0	0	0	0	0	0	0	0	0	0	0	0	0
23:00	2	1	1	0	0	0	0	0	0	0	0	0	0	0
07-19	199	12	137	20	1	0	1	0	22	1	3	2	0	0
06-22	215	12	150	20	1	0	2	0	23	1	4	2	0	0
06-00	217	13	151	20	1	0	2	0	23	1	4	2	0	0
00-00	218	13	152	20	1	0	2	0	23	1	4	2	0	0

For inspection purposes only. Consent of copyright owner required for any other use.



40720 Dublin ATCs Site 2 Location North Rd, 50m south of dogs trust entrance (N53.24.832, W6.19.167)  
 02 October 2011 to 08 October 2011 Direction Southbound

TIME PERIOD	TOTAL VEHICLES	MOTOR-CYCLES	CARS OR CAR-BASED LGV	LIGHT GOODS VEHICLES	BUSES	TWO AXLE, SIX TYRE, RIGID	THREE AXLE RIGID	FOUR OR MORE AXLE RIGID	FOUR OR LESS AXLE ARTIC	FIVE AXLE ARTIC	SIX OR MORE AXLE ARTIC	FIVE OR LESS AXLE MULTI-TRAILER ARTIC	SIX AXLE MULTI-TRAILER ARTIC	SEVEN OR MORE AXLE ARTIC
04 October 2011														
0000	0	0	0	0	0	0	0	0	0	0	0	0	0	0
01:00	1	0	1	0	0	0	0	0	0	0	0	0	0	0
02:00	0	0	0	0	0	0	0	0	0	0	0	0	0	0
03:00	0	0	0	0	0	0	0	0	0	0	0	0	0	0
04:00	0	0	0	0	0	0	0	0	0	0	0	0	0	0
05:00	0	0	0	0	0	0	0	0	0	0	0	0	0	0
06:00	11	0	8	1	0	0	1	0	1	0	0	0	0	0
07:00	22	2	17	2	0	0	0	0	1	0	0	0	0	0
08:00	12	3	6	1	0	0	1	0	1	0	0	0	0	0
09:00	26	1	15	4	0	0	1	0	4	0	1	0	0	0
10:00	20	0	14	3	0	0	0	0	2	0	0	1	0	0
11:00	31	0	14	4	0	1	0	0	10	1	0	1	0	0
12:00	23	0	13	2	0	0	0	0	8	0	0	0	0	0
13:00	19	0	13	2	0	0	0	0	3	0	0	1	0	0
14:00	23	0	13	7	0	0	1	0	2	0	0	0	0	0
15:00	25	0	17	5	0	0	0	0	3	0	0	0	0	0
16:00	19	0	15	0	0	1	0	0	3	0	0	0	0	0
17:00	13	1	7	1	0	0	1	0	3	0	0	0	0	0
18:00	5	0	4	1	0	0	0	0	0	0	0	0	0	0
19:00	6	0	6	0	0	0	0	0	0	0	0	0	0	0
20:00	1	0	1	0	0	0	0	0	0	0	0	0	0	0
21:00	4	1	3	0	0	0	0	0	0	0	0	0	0	0
22:00	1	0	1	0	0	0	0	0	0	0	0	0	0	0
23:00	4	1	3	0	0	0	0	0	0	0	0	0	0	0
07-19	238	7	148	32	0	2	4	0	40	1	1	3	0	0
06-22	260	8	166	33	0	2	5	0	41	1	1	3	0	0
06-00	265	9	170	33	0	2	5	0	41	1	1	3	0	0
00-00	266	9	171	33	0	2	5	0	41	1	1	3	0	0

For inspection purposes only. Consent of copyright owner required for any other use.

40720 Dublin ATCs Site 2 Location North Rd, 50m south of dogs trust entrance (N53.24.832, W6.19.167)  
 02 October 2011 to 08 October 2011 Direction Southbound

TIME PERIOD	TOTAL VEHICLES	MOTOR-CYCLES	CARS OR CAR-BASED LGV	LIGHT GOODS VEHICLES	BUSES	TWO AXLE, SIX TYRE, RIGID	THREE AXLE RIGID	FOUR OR MORE AXLE RIGID	FOUR OR LESS AXLE ARTIC	FIVE AXLE ARTIC	SIX OR MORE AXLE ARTIC	FIVE OR LESS AXLE MULTI-TRAILER ARTIC	SIX AXLE MULTI-TRAILER ARTIC	SEVEN OR MORE AXLE ARTIC
05 October 2011														
0000	0	0	0	0	0	0	0	0	0	0	0	0	0	0
01:00	0	0	0	0	0	0	0	0	0	0	0	0	0	0
02:00	0	0	0	0	0	0	0	0	0	0	0	0	0	0
03:00	0	0	0	0	0	0	0	0	0	0	0	0	0	0
04:00	0	0	0	0	0	0	0	0	0	0	0	0	0	0
05:00	1	0	1	0	0	0	0	0	0	0	0	0	0	0
06:00	6	0	5	0	0	0	0	0	1	0	0	0	0	0
07:00	22	2	16	1	0	1	1	0	1	0	0	0	0	0
08:00	23	2	16	4	0	1	0	0	0	0	0	0	0	0
09:00	23	0	17	4	0	0	0	0	2	0	0	0	0	0
10:00	18	0	12	2	0	0	1	0	2	0	0	1	0	0
11:00	29	0	19	6	0	0	0	0	3	0	0	1	0	0
12:00	26	0	17	4	0	0	1	0	3	1	0	0	0	0
13:00	26	0	21	1	0	0	0	0	3	0	0	0	0	1
14:00	19	0	13	4	0	1	0	0	1	0	0	0	0	0
15:00	16	0	9	5	0	0	0	0	2	0	0	0	0	0
16:00	15	1	10	2	0	1	1	0	0	0	0	0	0	0
17:00	11	1	9	1	0	0	0	0	0	0	0	0	0	0
18:00	5	0	3	0	0	0	0	0	2	0	0	0	0	0
19:00	2	0	2	0	0	0	0	0	0	0	0	0	0	0
20:00	1	0	1	0	0	0	0	0	0	0	0	0	0	0
21:00	1	0	1	0	0	0	0	0	0	0	0	0	0	0
22:00	1	0	1	0	0	0	0	0	0	0	0	0	0	0
23:00	2	0	2	0	0	0	0	0	0	0	0	0	0	0
07-19	233	6	162	34	0	4	4	0	19	1	0	2	0	1
06-22	243	6	171	34	0	4	4	0	20	1	0	2	0	1
06-00	246	6	174	34	0	4	4	0	20	1	0	2	0	1
00-00	247	6	175	34	0	4	4	0	20	1	0	2	0	1

For inspection purposes only. Consent of copyright owner required for any other use.

40720 Dublin ATCs Site 2 Location North Rd, 50m south of dogs trust entrance (N53.24.832, W6.19.167)  
 02 October 2011 to 08 October 2011 Direction Southbound

TIME PERIOD	TOTAL VEHICLES	MOTOR-CYCLES	CARS OR CAR-BASED LGV	LIGHT GOODS VEHICLES	BUSES	TWO AXLE, SIX TYRE, RIGID	THREE AXLE RIGID	FOUR OR MORE AXLE RIGID	FOUR OR LESS AXLE ARTIC	FIVE AXLE ARTIC	SIX OR MORE AXLE ARTIC	FIVE OR LESS AXLE MULTI-TRAILER ARTIC	SIX AXLE MULTI-TRAILER ARTIC	SEVEN OR MORE AXLE ARTIC
06 October 2011														
0000	0	0	0	0	0	0	0	0	0	0	0	0	0	0
01:00	0	0	0	0	0	0	0	0	0	0	0	0	0	0
02:00	0	0	0	0	0	0	0	0	0	0	0	0	0	0
03:00	0	0	0	0	0	0	0	0	0	0	0	0	0	0
04:00	2	0	2	0	0	0	0	0	0	0	0	0	0	0
05:00	0	0	0	0	0	0	0	0	0	0	0	0	0	0
06:00	6	0	3	1	0	0	1	0	1	0	0	0	0	0
07:00	26	1	23	2	0	0	0	0	0	0	0	0	0	0
08:00	15	1	12	1	0	0	0	0	0	0	1	0	0	0
09:00	34	0	26	3	0	0	1	0	4	0	0	0	0	0
10:00	22	0	12	4	0	1	1	0	3	1	0	0	0	0
11:00	16	0	7	5	0	0	0	0	3	0	0	1	0	0
12:00	22	0	14	3	0	0	0	0	5	0	0	0	0	0
13:00	31	0	24	5	0	0	0	0	2	0	0	0	0	0
14:00	19	1	10	4	0	0	1	0	1	1	0	0	0	1
15:00	30	1	18	4	1	1	1	0	4	0	0	0	0	0
16:00	13	0	9	1	0	0	0	0	3	0	0	0	0	0
17:00	4	1	2	1	0	0	0	0	0	0	0	0	0	0
18:00	4	0	4	0	0	0	0	0	0	0	0	0	0	0
19:00	3	0	3	0	0	0	0	0	0	0	0	0	0	0
20:00	1	0	1	0	0	0	0	0	0	0	0	0	0	0
21:00	1	0	1	0	0	0	0	0	0	0	0	0	0	0
22:00	2	0	2	0	0	0	0	0	0	0	0	0	0	0
23:00	1	1	0	0	0	0	0	0	0	0	0	0	0	0
07-19	236	5	161	33	1	2	4	0	25	2	1	1	0	1
06-22	247	5	169	34	1	2	5	0	26	2	1	1	0	1
06-00	250	6	171	34	1	2	5	0	26	2	1	1	0	1
00-00	252	6	173	34	1	2	5	0	26	2	1	1	0	1

For inspection purposes only. Consent of copyright owner required for any other use.

40720 Dublin ATCs Site 2 Location North Rd, 50m south of dogs trust entrance (N53.24.832, W6.19.167)  
 02 October 2011 to 08 October 2011 Direction Southbound

TIME PERIOD	TOTAL VEHICLES	MOTOR-CYCLES	CARS OR CAR-BASED LGV	LIGHT GOODS VEHICLES	BUSES	TWO AXLE, SIX TYRE, RIGID	THREE AXLE RIGID	FOUR OR MORE AXLE RIGID	FOUR OR LESS AXLE ARTIC	FIVE AXLE ARTIC	SIX OR MORE AXLE ARTIC	FIVE OR LESS AXLE MULTI-TRAILER ARTIC	SIX AXLE MULTI-TRAILER ARTIC	SEVEN OR MORE AXLE ARTIC
07 October 2011														
0000	0	0	0	0	0	0	0	0	0	0	0	0	0	0
01:00	0	0	0	0	0	0	0	0	0	0	0	0	0	0
02:00	0	0	0	0	0	0	0	0	0	0	0	0	0	0
03:00	0	0	0	0	0	0	0	0	0	0	0	0	0	0
04:00	0	0	0	0	0	0	0	0	0	0	0	0	0	0
05:00	1	0	0	0	0	1	0	0	0	0	0	0	0	0
06:00	8	0	6	0	0	0	0	0	1	0	1	0	0	0
07:00	27	2	18	4	0	0	1	0	1	0	0	1	0	0
08:00	33	3	22	2	0	0	1	0	3	0	2	0	0	0
09:00	24	0	12	4	0	0	1	0	7	0	0	0	0	0
10:00	22	0	13	4	0	0	0	0	5	0	0	0	0	0
11:00	38	1	23	9	0	0	0	0	5	0	0	0	0	0
12:00	22	0	12	5	0	0	0	0	5	0	0	0	0	0
13:00	28	0	21	0	0	1	0	0	4	0	2	0	0	0
14:00	32	0	22	3	0	1	0	0	6	0	0	0	0	0
15:00	27	1	20	2	0	0	1	0	2	1	0	0	0	0
16:00	19	1	11	1	0	0	1	0	5	0	0	0	0	0
17:00	12	0	9	3	0	0	0	0	0	0	0	0	0	0
18:00	11	0	9	1	0	0	0	0	1	0	0	0	0	0
19:00	3	0	3	0	0	0	0	0	0	0	0	0	0	0
20:00	0	0	0	0	0	0	0	0	0	0	0	0	0	0
21:00	3	0	3	0	0	0	0	0	0	0	0	0	0	0
22:00	1	0	1	0	0	0	0	0	0	0	0	0	0	0
23:00	3	2	1	0	0	0	0	0	0	0	0	0	0	0
07-19	295	8	192	38	0	2	5	0	44	1	4	1	0	0
06-22	309	8	204	38	0	2	5	0	45	1	5	1	0	0
06-00	313	10	206	38	0	2	5	0	45	1	5	1	0	0
00-00	314	10	206	38	0	3	5	0	45	1	5	1	0	0

For inspection purposes only. Consent of copyright owner required for any other use.

40720 Dublin ATCs Site 2 Location North Rd, 50m south of dogs trust entrance (N53.24.832, W6.19.167)  
 02 October 2011 to 08 October 2011 Direction Southbound

TIME PERIOD	TOTAL VEHICLES	MOTOR-CYCLES	CARS OR CAR-BASED LGV	LIGHT GOODS VEHICLES	BUSES	TWO AXLE, SIX TYRE, RIGID	THREE AXLE RIGID	FOUR OR MORE AXLE RIGID	FOUR OR LESS AXLE ARTIC	FIVE AXLE ARTIC	SIX OR MORE AXLE ARTIC	FIVE OR LESS AXLE MULTI-TRAILER ARTIC	SIX AXLE MULTI-TRAILER ARTIC	SEVEN OR MORE AXLE ARTIC
08 October 2011														
0000	0	0	0	0	0	0	0	0	0	0	0	0	0	0
01:00	0	0	0	0	0	0	0	0	0	0	0	0	0	0
02:00	0	0	0	0	0	0	0	0	0	0	0	0	0	0
03:00	1	0	1	0	0	0	0	0	0	0	0	0	0	0
04:00	0	0	0	0	0	0	0	0	0	0	0	0	0	0
05:00	0	0	0	0	0	0	0	0	0	0	0	0	0	0
06:00	2	0	2	0	0	0	0	0	0	0	0	0	0	0
07:00	11	0	9	1	0	0	1	0	0	0	0	0	0	0
08:00	3	0	2	0	0	0	1	0	0	0	0	0	0	0
09:00	6	0	5	1	0	0	0	0	0	0	0	0	0	0
10:00	17	1	15	1	0	0	0	0	0	0	0	0	0	0
11:00	20	0	18	2	0	0	0	0	0	0	0	0	0	0
12:00	19	0	17	1	0	0	1	0	0	0	0	0	0	0
13:00	16	2	14	0	0	0	0	0	0	0	0	0	0	0
14:00	17	1	15	0	0	0	1	0	0	0	0	0	0	0
15:00	18	2	15	0	0	0	0	0	0	0	1	0	0	0
16:00	9	0	8	1	0	0	0	0	0	0	0	0	0	0
17:00	3	0	3	0	0	0	0	0	0	0	0	0	0	0
18:00	3	0	3	0	0	0	0	0	0	0	0	0	0	0
19:00	2	1	1	0	0	0	0	0	0	0	0	0	0	0
20:00	3	0	3	0	0	0	0	0	0	0	0	0	0	0
21:00	0	0	0	0	0	0	0	0	0	0	0	0	0	0
22:00	0	0	0	0	0	0	0	0	0	0	0	0	0	0
23:00	0	0	0	0	0	0	0	0	0	0	0	0	0	0
07-19	142	6	124	7	0	0	4	0	0	0	1	0	0	0
06-22	149	7	130	7	0	0	4	0	0	0	1	0	0	0
06-00	149	7	130	7	0	0	4	0	0	0	1	0	0	0
00-00	150	7	131	7	0	0	4	0	0	0	1	0	0	0

For inspection purposes only. Consent of copyright owner required for any other use.

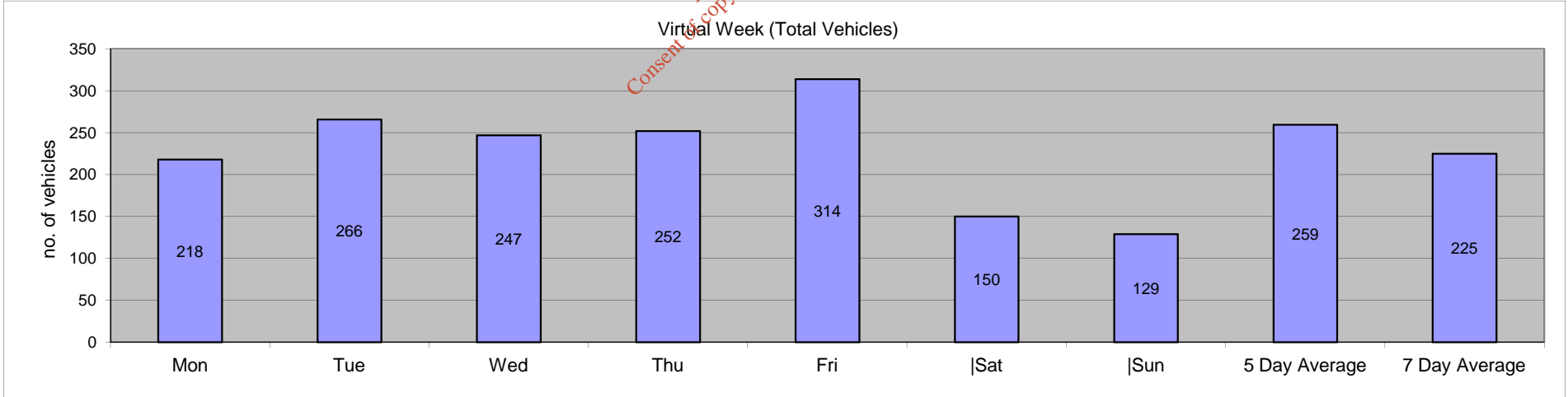
40720 Dublin ATCs Site 2 Location North Rd, 50m south of dogs trust entrance (N53.24.832, W6.19.167)  
 02 October 2011 to 08 October 2011 Direction Southbound

TIME PERIOD	TOTAL VEHICLES	MOTOR-CYCLES	CARS OR CAR-BASED LGV	LIGHT GOODS VEHICLES	BUSES	TWO AXLE, SIX TYRE, RIGID	THREE AXLE RIGID	FOUR OR MORE AXLE RIGID	FOUR OR LESS AXLE ARTIC	FIVE AXLE ARTIC	SIX OR MORE AXLE ARTIC	FIVE OR LESS AXLE MULTI-TRAILER ARTIC	SIX AXLE MULTI-TRAILER ARTIC	SEVEN OR MORE AXLE ARTIC
<b>Average Day</b>														
00:00	0	0	0	0	0	0	0	0	0	0	0	0	0	0
01:00	0	0	0	0	0	0	0	0	0	0	0	0	0	0
02:00	0	0	0	0	0	0	0	0	0	0	0	0	0	0
03:00	0	0	0	0	0	0	0	0	0	0	0	0	0	0
04:00	1	0	1	0	0	0	0	0	0	0	0	0	0	0
05:00	0	0	0	0	0	0	0	0	0	0	0	0	0	0
06:00	6	0	5	0	0	0	0	0	1	0	0	0	0	0
07:00	19	1	15	2	0	0	0	0	1	0	0	0	0	0
08:00	15	2	10	1	0	0	0	0	1	0	1	0	0	0
09:00	19	0	13	3	0	0	0	0	3	0	0	0	0	0
10:00	17	0	11	2	0	0	0	0	2	0	0	0	0	0
11:00	22	0	14	4	0	0	0	0	3	0	0	0	0	0
12:00	19	0	13	2	0	0	0	0	3	0	0	0	0	0
13:00	23	1	17	2	0	0	0	0	2	0	0	0	0	0
14:00	24	0	18	3	0	0	0	0	2	0	0	0	0	0
15:00	23	1	16	3	0	0	0	0	2	0	0	0	0	0
16:00	14	1	10	1	0	0	0	0	2	0	0	0	0	0
17:00	9	1	7	1	0	0	0	0	1	0	0	0	0	0
18:00	5	0	5	0	0	0	0	0	0	0	0	0	0	0
19:00	3	0	3	0	0	0	0	0	0	0	0	0	0	0
20:00	2	0	2	0	0	0	0	0	0	0	0	0	0	0
21:00	2	0	1	0	0	0	0	0	0	0	0	0	0	0
22:00	1	0	1	0	0	0	0	0	0	0	0	0	0	0
23:00	2	1	1	0	0	0	0	0	0	0	0	0	0	0
07-19	208	7	148	24	0	1	3	0	21	1	1	1	0	0
06-22	221	7	159	24	0	1	4	0	22	1	2	1	0	0
06-00	224	8	160	24	0	1	4	0	22	1	2	1	0	0
00-00	225	8	162	24	0	2	4	0	22	1	2	1	0	0

For inspection purposes only. Consent of copyright owner required for any other use.

40720 Dublin ATCs Site 2 Location North Rd, 50m south of dogs trust entrance (N53.24.832, W6.19.167)  
 02 October 2011 to 08 October 2011 Direction Southbound

TIME PERIOD	TOTAL VEHICLES	MOTOR-CYCLES	CARS OR CAR-BASED LGV	LIGHT GOODS VEHICLES	BUSES	TWO AXLE, SIX TYRE, RIGID	THREE AXLE RIGID	FOUR OR MORE AXLE RIGID	FOUR OR LESS AXLE ARTIC	FIVE AXLE ARTIC	SIX OR MORE AXLE ARTIC	FIVE OR LESS AXLE MULTI-TRAILER ARTIC	SIX AXLE MULTI-TRAILER ARTIC	SEVEN OR MORE AXLE ARTIC
<b>Virtual Week (1)</b>														
Mon	218	13	152	20	1	0	2	0	23	1	4	2	0	0
Tue	266	9	171	33	0	2	5	0	41	1	1	3	0	0
Wed	247	6	175	34	0	4	4	0	20	1	0	2	0	1
Thu	252	6	173	34	1	2	5	0	26	2	1	1	0	1
Fri	314	10	206	38	0	3	5	0	45	1	5	1	0	0
Sat	150	7	131	7	0	0	4	0	0	0	1	0	0	0
Sun	129	2	124	3	0	0	0	0	0	0	0	0	0	0
<b>5 Day Average</b>														
[--]	259	9	175	32	0	2	4	0	31	1	2	2	0	0
<b>7 Day Average</b>														
[--]	225	8	162	24	0	2	4	0	22	1	2	1	0	0
<b>Total Vehicles</b>														
[--]	1576	53	1132	169	2	11	25	0	155	6	12	9	0	2



40720 Dublin ATCs																Site	2		Location North Rd, 50m south of dogs trust entrance (N53.24.832, W6.19.167)											
02 October 2011		to														08 October 2011		Direction	Southbound		Speed Limit (PSL)					ACPO (SL1)		DFT (SL2)		
Time Period	Total Vehicles	0	30	35	40	45	50	55	60	65	70	75	80	85	200	50	50	57	57	65	65	Mean Speed	85%ile Speed							
		30	35	40	45	50	55	60	65	70	75	80	85	200			ACPO	ACPO	DFT	DFT										
<b>02 October 2011</b>																														
0000	1	0	0	0	0	1	0	0	0	0	0	0	0	0	0	0	0	0	0	0	47.9	-								
01:00	0	0	0	0	0	0	0	0	0	0	0	0	0	0	0	0	0	0	0	0	-	-								
02:00	1	0	0	0	0	0	1	0	0	0	0	0	0	0	1	100	0	0	0	0	53.2	-								
03:00	0	0	0	0	0	0	0	0	0	0	0	0	0	0	0	0	0	0	0	0	-	-								
04:00	1	0	0	0	0	0	0	0	0	0	1	0	0	0	1	100	1	100	1	100	70	-								
05:00	0	0	0	0	0	0	0	0	0	0	0	0	0	0	0	0	0	0	0	0	-	-								
06:00	4	0	0	0	0	0	1	0	1	0	1	0	0	1	4	100	3	75	2	50	71.8	-								
07:00	5	0	0	1	0	1	1	2	0	0	0	0	0	3	60	1	20	0	0	50.7	-									
08:00	0	0	0	0	0	0	0	0	0	0	0	0	0	0	0	0	0	0	0	0	-	-								
09:00	1	0	0	0	1	0	0	0	0	0	0	0	0	0	0	0	0	0	0	0	41.7	-								
10:00	6	0	0	0	0	0	1	1	0	0	2	1	1	6	100	4	66.7	4	66.7	68.5	-									
11:00	8	0	0	0	0	0	1	2	1	2	0	0	2	8	100	6	75	4	50	65.8	-									
12:00	12	0	0	0	1	2	0	3	1	3	0	1	1	9	75	8	66.7	5	41.7	61.1	69.8									
13:00	10	0	0	0	1	2	1	0	4	1	0	0	0	7	70	6	60	2	20	57.7	-									
14:00	26	1	0	0	0	2	5	6	6	5	1	0	0	23	88.5	14	53.8	6	23.1	57.9	66.2									
15:00	20	1	0	1	0	4	5	4	2	1	1	0	0	14	70	6	30	3	15	54.6	62.3									
16:00	9	0	0	0	0	1	0	1	2	1	2	0	0	8	88.9	8	88.9	5	55.6	65.7	-									
17:00	9	0	0	0	0	0	1	1	2	3	1	1	0	9	100	8	88.9	5	55.6	65.2	-									
18:00	8	0	0	1	1	0	0	3	0	2	0	0	0	6	75	5	62.5	3	37.5	61.8	-									
19:00	3	0	0	0	0	0	0	0	0	1	2	0	0	3	100	3	100	3	100	71.1	-									
20:00	4	0	0	0	0	1	0	2	0	0	0	1	0	3	75	1	25	1	25	59.5	-									
21:00	0	0	0	0	0	0	0	0	0	0	0	0	0	0	0	0	0	0	0	0	-	-								
22:00	1	0	0	0	0	0	0	0	0	1	0	0	0	1	100	1	100	1	100	65.4	-									
23:00	0	0	0	0	0	0	0	0	0	0	0	0	0	0	0	0	0	0	0	0	-	-								
07-19	114	2	0	3	4	12	15	23	18	18	8	5	4	2	93	81.6	66	57.9	37	32.5	59.8	70.6								
06-22	125	2	0	3	4	13	16	25	19	19	11	6	4	3	103	82.4	73	58.4	43	34.4	60.4	71.3								
06-00	126	2	0	3	4	13	16	25	19	20	11	6	4	3	104	82.5	74	58.7	44	34.9	60.4	71.3								
00-00	129	2	0	3	4	14	17	25	19	20	12	6	4	3	106	82.2	75	58.1	45	34.9	60.4	71.3								



40720 Dublin ATCs																Site	2	Location North Rd, 50m south of dogs trust entrance (N53.24.832, W6.19.167)											
02 October 2011		to														08 October 2011		Direction	Southbound	Speed Limit (PSL)					ACPO (SL1)		DFT (SL2)		
Time Period	Total Vehicles	0	30	35	40	45	50	55	60	65	70	75	80	85	200	50	50	57	57	65	65	Mean Speed	85%ile Speed						
		30	35	40	45	50	55	60	65	70	75	80	85	200			ACPO	ACPO	DFT	DFT									
<b>03 October 2011</b>																													
0000	0	0	0	0	0	0	0	0	0	0	0	0	0	0	0	0	0	0	0	0	-	-							
01:00	0	0	0	0	0	0	0	0	0	0	0	0	0	0	0	0	0	0	0	0	0	-	-						
02:00	0	0	0	0	0	0	0	0	0	0	0	0	0	0	0	0	0	0	0	0	0	-	-						
03:00	0	0	0	0	0	0	0	0	0	0	0	0	0	0	0	0	0	0	0	0	0	-	-						
04:00	1	0	0	0	0	0	0	0	0	0	0	0	0	1	1	100	1	100	1	100	85.4	-							
05:00	0	0	0	0	0	0	0	0	0	0	0	0	0	0	0	0	0	0	0	0	0	-	-						
06:00	7	0	0	0	0	0	3	1	0	1	2	0	0	0	7	100	3	42.9	3	42.9	61.3	-							
07:00	19	1	0	0	0	2	2	1	2	2	6	1	1	1	16	84.2	13	68.4	11	57.9	64.5	73.4							
08:00	16	3	0	0	0	0	3	1	4	3	1	0	0	1	13	81.3	10	62.5	5	31.3	56.4	68.8							
09:00	20	0	0	0	1	1	1	5	7	4	0	1	0	0	18	90	15	75	5	25	60.8	67.3							
10:00	14	0	0	1	0	0	2	1	3	2	2	1	1	1	13	92.9	11	78.6	7	50	65.6	74.9							
11:00	13	0	1	0	0	1	2	3	1	1	3	0	0	1	11	84.6	7	53.8	5	38.5	60.6	73.1							
12:00	10	1	0	0	0	2	0	1	2	1	0	2	1	0	7	70	7	70	4	40	60.6	-							
13:00	30	1	0	0	0	3	1	5	8	5	4	2	0	0	26	86.7	24	80	12	40	62.3	71.6							
14:00	30	0	0	0	1	5	1	4	8	3	1	7	0	0	24	80	21	70	11	36.7	63	77.4							
15:00	24	0	0	0	0	3	1	2	3	8	3	2	1	1	21	87.5	19	79.2	15	62.5	66	72							
16:00	12	2	0	0	0	4	2	1	0	1	2	0	0	0	6	50	4	33.3	3	25	51.3	69.8							
17:00	10	3	0	0	0	2	0	1	2	0	0	1	0	1	5	50	5	50	2	20	50.1	-							
18:00	1	0	0	0	0	0	0	0	0	1	0	0	0	0	1	100	1	100	1	100	68.9	-							
19:00	4	0	0	0	0	1	0	1	1	1	0	0	0	0	3	75	3	75	1	25	60.1	-							
20:00	3	0	0	0	0	0	0	0	0	0	1	0	0	2	3	100	3	100	3	100	90.2	-							
21:00	2	0	0	0	0	0	0	0	0	1	0	0	1	0	2	100	2	100	2	100	73.7	-							
22:00	0	0	0	0	0	0	0	0	0	0	0	0	0	0	0	0	0	0	0	0	-	-							
23:00	2	1	0	0	0	0	0	0	0	1	0	0	0	0	1	50	1	50	1	50	43.5	-							
07-19	199	11	1	1	2	23	15	25	40	32	22	17	4	6	161	80.9	137	68.8	81	40.7	61.2	73.4							
06-22	215	11	1	1	2	24	18	27	41	35	25	17	5	8	176	81.9	148	68.8	90	41.9	61.7	74.2							
06-00	217	12	1	1	2	24	18	27	41	36	25	17	5	8	177	81.6	149	68.7	91	41.9	61.6	74.2							
00-00	218	12	1	1	2	24	18	27	41	36	25	17	5	9	178	81.7	150	68.8	92	42.2	61.7	74.2							

40720 Dublin ATCs																Site	2		Location North Rd, 50m south of dogs trust entrance (N53.24.832, W6.19.167)										
02 October 2011		to														08 October 2011		Direction Southbound		Speed Limit (PSL)					ACPO (SL1)		DFT (SL2)		
Time Period	Total Vehicles	0 30	30 35	35 40	40 45	45 50	50 55	55 60	60 65	65 70	70 75	75 80	80 85	85 200	50	50	57 ACPO	57 ACPO	65 DFT	65 DFT	Mean Speed	85%ile Speed							
<b>04 October 2011</b>																													
0000	0	0	0	0	0	0	0	0	0	0	0	0	0	0	0	0	0	0	0	0	-	-							
01:00	1	0	0	0	0	0	0	0	0	1	0	0	0	0	1	100	1	100	1	100	67.7	-							
02:00	0	0	0	0	0	0	0	0	0	0	0	0	0	0	0	0	0	0	0	0	-	-							
03:00	0	0	0	0	0	0	0	0	0	0	0	0	0	0	0	0	0	0	0	0	-	-							
04:00	0	0	0	0	0	0	0	0	0	0	0	0	0	0	0	0	0	0	0	0	-	-							
05:00	0	0	0	0	0	0	0	0	0	0	0	0	0	0	0	0	0	0	0	0	-	-							
06:00	11	0	0	0	0	0	1	2	1	1	4	2	0	0	11	100	9	81.8	7	63.6	67.8	72.7							
07:00	22	2	0	0	0	0	4	2	3	1	3	3	2	2	20	90.9	16	72.7	11	50	65.1	83.5							
08:00	12	3	0	0	0	0	3	0	1	2	2	0	1	0	9	75	6	50	5	41.7	55.2	71.6							
09:00	26	1	1	0	1	1	1	7	4	3	3	1	0	3	22	84.6	18	69.2	10	38.5	62.2	74.9							
10:00	20	0	1	0	0	1	2	6	3	4	3	0	0	0	18	90	13	65	7	35	60.1	68.4							
11:00	31	0	0	0	0	2	0	6	11	5	2	4	0	1	29	93.5	26	83.9	12	38.7	65.1	74.9							
12:00	23	1	0	0	1	0	2	3	4	6	1	2	1	2	21	91.3	18	78.3	12	52.2	65.2	79.6							
13:00	19	0	0	0	0	2	2	5	2	4	4	1	1	0	17	89.5	13	68.4	8	42.1	62.7	73.1							
14:00	23	1	0	0	0	0	1	6	5	1	3	4	1	1	22	95.7	19	82.6	10	43.5	66.1	77							
15:00	25	0	0	0	1	1	6	3	5	6	2	1	0	0	23	92	16	64	9	36	60.6	67.7							
16:00	19	0	0	0	1	2	5	4	2	2	2	1	0	0	16	84.2	9	47.4	5	26.3	58.5	68.8							
17:00	13	1	0	0	0	0	1	1	2	7	0	0	0	1	12	92.3	11	84.6	8	61.5	62.9	69.5							
18:00	5	0	0	1	0	0	1	0	0	0	1	1	1	0	4	80	3	60	3	60	66.2	-							
19:00	6	0	0	0	0	0	1	1	2	0	1	0	0	1	6	100	5	83.3	2	33.3	66.6	-							
20:00	1	0	0	0	0	0	0	0	1	0	0	0	0	0	1	100	1	100	0	0	63.6	-							
21:00	4	1	0	0	0	1	1	0	0	0	0	1	0	0	2	50	1	25	1	25	50.4	-							
22:00	1	0	0	0	0	0	0	1	0	0	0	0	0	0	1	100	0	0	0	0	56.3	-							
23:00	4	0	0	0	0	0	1	0	0	2	0	1	0	0	4	100	3	75	3	75	64.7	-							
07-19	238	9	2	1	4	9	28	43	42	39	26	18	7	10	213	89.5	168	70.6	100	42	62.7	74.9							
06-22	260	10	2	1	4	10	31	46	46	40	31	21	7	11	233	89.6	184	70.8	110	42.3	62.8	74.9							
06-00	265	10	2	1	4	10	32	47	46	42	31	22	7	11	238	89.8	187	70.6	113	42.6	62.8	74.9							
00-00	266	10	2	1	4	10	32	47	46	43	31	22	7	11	239	89.8	188	70.7	114	42.9	62.8	74.9							

40720 Dublin ATCs																Site	2	Location North Rd, 50m south of dogs trust entrance (N53.24.832, W6.19.167)											
02 October 2011		to														08 October 2011		Direction	Southbound	Speed Limit (PSL)					ACPO (SL1)		DFT (SL2)		
Time Period	Total Vehicles	0	30	35	40	45	50	55	60	65	70	75	80	85	200	50	50	57	57	65	65	Mean Speed	85%ile Speed						
		30	35	40	45	50	55	60	65	70	75	80	85	200			ACPO	ACPO	DFT	DFT									
<b>05 October 2011</b>																													
0000	0	0	0	0	0	0	0	0	0	0	0	0	0	0	0	0	0	0	0	0	-	-							
01:00	0	0	0	0	0	0	0	0	0	0	0	0	0	0	0	0	0	0	0	0	0	-	-						
02:00	0	0	0	0	0	0	0	0	0	0	0	0	0	0	0	0	0	0	0	0	0	-	-						
03:00	0	0	0	0	0	0	0	0	0	0	0	0	0	0	0	0	0	0	0	0	0	-	-						
04:00	0	0	0	0	0	0	0	0	0	0	0	0	0	0	0	0	0	0	0	0	0	-	-						
05:00	1	0	0	0	0	0	0	0	0	0	1	0	0	0	0	1	100	1	100	1	100	74.5	-						
06:00	6	0	0	0	0	0	0	0	3	2	1	0	0	0	0	6	100	6	100	3	50	65	-						
07:00	22	2	0	0	0	2	2	1	4	3	1	5	1	1	18	81.8	16	72.7	11	50	64.1	78.8							
08:00	23	2	0	0	0	0	0	1	6	7	3	2	3	0	21	91.3	21	91.3	14	60.9	64.6	76.7							
09:00	23	0	0	0	0	0	3	3	4	6	2	5	0	0	23	100	18	78.3	13	56.5	66.2	75.6							
10:00	18	2	0	0	0	1	2	6	3	2	0	2	0	0	15	83.3	12	66.7	4	22.2	57.4	68.8							
11:00	29	1	0	2	0	4	1	6	6	5	2	1	1	0	22	75.9	18	62.1	9	31	58.8	69.5							
12:00	26	0	0	0	0	3	2	6	9	3	2	0	1	0	23	88.5	18	69.2	6	23.1	61	68.8							
13:00	26	0	0	0	1	1	4	5	5	5	0	2	1	0	24	92.3	17	65.4	10	38.5	62.9	73.8							
14:00	19	0	0	0	0	3	3	3	6	1	2	1	0	0	19	100	15	78.9	10	52.6	64.8	70.2							
15:00	16	0	0	0	0	1	1	4	4	4	0	1	0	1	15	93.8	13	81.3	6	37.5	64	68.8							
16:00	15	1	0	0	0	4	5	3	0	0	0	1	1	0	10	66.7	2	13.3	2	13.3	53	56.5							
17:00	11	1	0	0	1	0	1	0	0	3	1	4	0	0	9	81.8	8	72.7	8	72.7	64.1	76.3							
18:00	5	0	0	0	0	0	1	1	0	1	1	0	0	1	5	100	3	60	3	60	68.7	-							
19:00	2	0	0	0	0	0	0	1	0	0	0	0	0	1	2	100	1	50	1	50	70.1	-							
20:00	1	0	0	0	0	0	0	0	1	0	0	0	0	0	1	100	1	100	0	0	61.4	-							
21:00	1	0	0	0	0	0	0	0	0	0	0	0	0	1	1	100	1	100	1	100	129.4	-							
22:00	1	0	0	0	0	0	1	0	0	0	0	0	0	0	1	100	0	0	0	0	55	-							
23:00	2	0	0	0	0	0	1	0	0	0	0	0	0	1	2	100	1	50	1	50	70.1	-							
07-19	233	9	0	2	2	16	25	39	44	42	18	22	10	4	204	87.6	161	69.1	96	41.2	62.1	75.2							
06-22	243	9	0	2	2	16	25	40	48	44	19	22	10	6	214	88.1	170	70	101	41.6	62.5	75.6							
06-00	246	9	0	2	2	16	27	40	48	44	19	22	10	7	217	88.2	171	69.5	102	41.5	62.6	75.6							
00-00	247	9	0	2	2	16	27	40	48	44	20	22	10	7	218	88.3	172	69.6	103	41.7	62.6	75.6							

40720 Dublin ATCs																Site	2	Location North Rd, 50m south of dogs trust entrance (N53.24.832, W6.19.167)											
02 October 2011		to														08 October 2011		Direction	Southbound	Speed Limit (PSL)					ACPO (SL1)		DFT (SL2)		
Time Period	Total Vehicles	0	30	35	40	45	50	55	60	65	70	75	80	85	200	50	50	57	57	65	65	Mean Speed	85%ile Speed						
		30	35	40	45	50	55	60	65	70	75	80	85	200	50	50	ACPO	ACPO	DFT	DFT									
<b>06 October 2011</b>																													
0000	0	0	0	0	0	0	0	0	0	0	0	0	0	0	0	0	0	0	0	0	-	-							
01:00	0	0	0	0	0	0	0	0	0	0	0	0	0	0	0	0	0	0	0	0	0	-	-						
02:00	0	0	0	0	0	0	0	0	0	0	0	0	0	0	0	0	0	0	0	0	0	-	-						
03:00	0	0	0	0	0	0	0	0	0	0	0	0	0	0	0	0	0	0	0	0	0	-	-						
04:00	2	0	0	0	0	0	1	0	0	1	0	0	0	0	0	2	100	1	50	1	50	61.1	-						
05:00	0	0	0	0	0	0	0	0	0	0	0	0	0	0	0	0	0	0	0	0	0	-	-						
06:00	6	0	0	0	0	0	3	0	2	0	0	1	0	0	0	6	100	3	50	1	16.7	60.5	-						
07:00	26	1	0	0	0	0	1	5	2	6	6	2	2	1	25	96.2	22	84.6	17	65.4	66.8	75.6							
08:00	15	1	0	0	0	1	2	2	1	2	1	1	1	3	13	86.7	11	73.3	8	53.3	66.2	86							
09:00	34	0	0	0	0	2	7	9	7	4	4	1	0	0	32	94.1	22	64.7	9	26.5	60.3	68.8							
10:00	22	1	0	1	0	0	4	2	4	2	4	2	2	0	20	90.9	15	68.2	10	45.5	62.6	75.2							
11:00	16	0	0	0	0	1	3	4	1	1	3	1	1	1	15	93.8	12	75	7	43.8	65	75.6							
12:00	22	1	0	1	0	0	2	6	7	1	2	0	2	0	20	90.9	17	77.3	5	22.7	60.7	70.9							
13:00	31	0	0	0	1	1	1	9	7	6	6	0	1	1	29	93.5	23	74.2	12	38.7	63.5	71.3							
14:00	19	1	0	0	1	0	1	4	5	4	1	2	0	0	17	89.5	15	78.9	7	36.8	60.5	68.8							
15:00	30	1	0	0	2	1	0	7	7	4	7	0	0	1	26	86.7	23	76.7	12	40	62.4	72							
16:00	13	0	0	1	0	1	1	4	2	2	0	1	1	0	11	84.6	9	69.2	4	30.8	60.3	65.5							
17:00	4	1	1	0	0	0	0	1	0	0	0	1	0	0	2	50	1	25	1	25	47	-							
18:00	4	0	0	0	0	0	0	0	1	3	0	0	0	0	4	100	4	100	3	75	66.6	-							
19:00	3	0	0	0	1	0	0	0	0	0	2	0	0	0	2	66.7	2	66.7	2	66.7	61.6	-							
20:00	1	0	0	0	0	0	1	0	0	0	0	0	0	0	1	100	0	0	0	0	50.4	-							
21:00	1	0	0	0	0	0	0	0	0	0	0	0	0	1	1	100	1	100	1	100	89.1	-							
22:00	2	0	0	0	0	0	0	1	0	0	1	0	0	0	2	100	2	100	1	50	65.8	-							
23:00	1	0	0	0	0	0	0	0	1	0	0	0	0	0	1	100	1	100	0	0	62.5	-							
07-19	236	7	1	3	4	7	22	53	44	33	34	11	10	7	214	90.7	174	73.7	95	40.3	62.5	73.1							
06-22	247	7	1	3	5	7	26	53	46	33	36	12	10	8	224	90.7	180	72.9	99	40.1	62.5	73.1							
06-00	250	7	1	3	5	7	26	54	47	33	37	12	10	8	227	90.8	183	73.2	100	40	62.6	73.1							
00-00	252	7	1	3	5	7	27	54	47	34	37	12	10	8	229	90.9	184	73	101	40.1	62.6	72.7							

40720 Dublin ATCs																Site	2		Location North Rd, 50m south of dogs trust entrance (N53.24.832, W6.19.167)										
02 October 2011		to														08 October 2011		Direction Southbound		Speed Limit (PSL)					ACPO (SL1)		DFT (SL2)		
Time Period	Total Vehicles	0	30	35	40	45	50	55	60	65	70	75	80	85	200	50	50	57	57	65	65	Mean Speed	85%ile Speed						
		30	35	40	45	50	55	60	65	70	75	80	85	200			ACPO	ACPO	DFT	DFT									
<b>07 October 2011</b>																													
0000	0	0	0	0	0	0	0	0	0	0	0	0	0	0	0	0	0	0	0	0	-	-							
01:00	0	0	0	0	0	0	0	0	0	0	0	0	0	0	0	0	0	0	0	0	0	-	-						
02:00	0	0	0	0	0	0	0	0	0	0	0	0	0	0	0	0	0	0	0	0	0	-	-						
03:00	0	0	0	0	0	0	0	0	0	0	0	0	0	0	0	0	0	0	0	0	0	-	-						
04:00	0	0	0	0	0	0	0	0	0	0	0	0	0	0	0	0	0	0	0	0	0	-	-						
05:00	1	0	0	0	0	0	1	0	0	0	0	0	0	0	0	1	100	0	0	0	0	54.1	-						
06:00	8	0	0	0	0	0	1	1	0	2	4	0	0	0	0	8	100	7	87.5	6	75	67.3	-						
07:00	27	2	1	0	0	0	1	4	4	2	2	6	1	4	24	88.9	22	81.5	15	55.6	68	80.3							
08:00	33	2	0	1	0	4	1	9	3	2	6	5	0	0	26	78.8	23	69.7	13	39.4	60.7	73.1							
09:00	24	0	0	0	0	1	2	2	7	4	6	1	0	1	23	95.8	19	79.2	12	50	65.5	73.1							
10:00	22	0	0	0	2	1	3	1	5	7	1	2	0	0	19	86.4	15	68.2	10	45.5	61	65.9							
11:00	38	0	1	0	0	2	3	5	10	6	4	3	2	2	35	92.1	30	78.9	17	44.7	65.6	76							
12:00	22	0	0	0	0	2	6	4	4	1	2	1	1	1	20	90.9	12	54.5	6	27.3	61.9	72							
13:00	28	0	0	1	1	1	4	3	5	3	5	2	1	3	25	89.3	21	75	13	46.4	65.9	77.8							
14:00	32	0	1	0	0	5	2	4	3	6	3	2	5	1	26	81.3	21	65.6	17	53.1	64.9	81.4							
15:00	27	0	0	0	1	0	4	3	2	3	7	4	1	2	26	96.3	21	77.8	17	63	67.6	76.3							
16:00	19	2	0	0	0	4	0	2	5	2	2	1	1	0	13	68.4	12	63.2	6	31.6	57.5	69.8							
17:00	12	0	0	0	0	0	2	2	3	0	1	0	4	0	12	100	8	66.7	5	41.7	67.7	82.1							
18:00	11	0	0	2	2	0	0	2	1	0	2	1	0	1	7	63.6	7	63.6	4	36.4	60	74.5							
19:00	3	0	0	0	0	2	0	0	0	0	0	0	0	1	1	33.3	1	33.3	1	33.3	62	-							
20:00	0	0	0	0	0	0	0	0	0	0	0	0	0	0	0	0	0	0	0	0	-	-							
21:00	3	0	0	0	0	0	0	0	1	0	0	0	0	2	3	100	3	100	2	66.7	82	-							
22:00	1	0	0	0	0	0	0	0	0	0	0	1	0	0	1	100	1	100	1	100	78	-							
23:00	3	0	0	0	0	1	1	0	0	0	0	0	1	0	2	66.7	1	33.3	1	33.3	60.4	-							
07-19	295	6	3	4	6	20	28	41	52	35	41	28	16	15	256	86.8	211	71.5	135	45.8	64.1	77.8							
06-22	309	6	3	4	6	22	29	42	53	37	45	28	16	18	268	86.7	222	71.8	144	46.6	64.4	77.8							
06-00	313	6	3	4	6	23	30	42	53	37	45	29	17	18	271	86.6	224	71.6	146	46.6	64.4	77.8							
00-00	314	6	3	4	6	23	31	42	53	37	45	29	17	18	272	86.6	224	71.3	146	46.5	64.3	77.8							

40720 Dublin ATCs																Site	2		Location North Rd, 50m south of dogs trust entrance (N53.24.832, W6.19.167)													
02 October 2011		to														08 October 2011		Direction	Southbound													
Time Period	Total Vehicles	Speed Bins														Speed Limit (PSL)		ACPO (SL1)		DFT (SL2)		Mean Speed	85%ile Speed									
		0 30	30 35	35 40	40 45	45 50	50 55	55 60	60 65	65 70	70 75	75 80	80 85	85 200	50	50	57	57	65	65												
<b>08 October 2011</b>																																
00:00	0	0	0	0	0	0	0	0	0	0	0	0	0	0	0	0	0	0	0	0	-	-										
01:00	0	0	0	0	0	0	0	0	0	0	0	0	0	0	0	0	0	0	0	0	0	-	-									
02:00	0	0	0	0	0	0	0	0	0	0	0	0	0	0	0	0	0	0	0	0	0	-	-									
03:00	1	0	0	0	0	0	0	1	0	0	0	0	0	0	0	1	100	1	100	0	0	57.2	-									
04:00	0	0	0	0	0	0	0	0	0	0	0	0	0	0	0	0	0	0	0	0	0	-	-									
05:00	0	0	0	0	0	0	0	0	0	0	0	0	0	0	0	0	0	0	0	0	0	-	-									
06:00	2	0	0	0	0	0	0	1	0	0	0	0	0	0	1	2	100	2	100	1	50	75.6	-									
07:00	11	0	0	0	1	3	0	3	2	0	0	0	0	2	0	7	63.6	5	45.5	2	18.2	57.6	63.4									
08:00	3	0	1	0	1	0	0	0	0	0	0	0	0	0	1	33.3	1	33.3	1	33.3	52.3	-										
09:00	6	0	0	0	0	0	2	1	0	1	0	1	0	1	6	100	4	66.7	3	50	66.2	-										
10:00	17	2	0	0	0	0	1	3	7	1	2	0	0	1	15	88.2	14	82.4	4	23.5	59.3	68.4										
11:00	20	1	0	0	0	1	4	3	5	3	1	0	0	2	18	90	13	65	6	30	61.2	68.4										
12:00	19	0	1	0	0	1	0	7	3	4	0	3	0	0	17	89.5	14	73.7	7	36.8	62.1	69.5										
13:00	16	1	1	0	0	1	0	2	3	3	1	3	1	1	13	81.3	13	81.3	8	50	63.6	77.4										
14:00	17	1	0	0	0	0	2	4	7	2	1	0	0	0	16	94.1	13	76.5	3	17.6	59.8	64.1										
15:00	18	4	0	0	1	2	2	4	0	1	1	2	1	0	11	61.1	7	38.9	5	27.8	51.7	73.1										
16:00	9	0	0	0	0	1	1	0	3	3	0	0	0	1	8	88.9	7	77.8	4	44.4	64.2	-										
17:00	3	0	0	0	0	0	1	1	0	1	0	0	0	0	3	100	2	66.7	1	33.3	59.4	-										
18:00	3	0	0	0	0	0	0	0	0	1	1	0	0	1	3	100	3	100	3	100	81.1	-										
19:00	2	1	0	0	0	0	0	0	1	0	0	0	0	0	1	50	1	50	0	0	38.1	-										
20:00	3	0	0	0	0	1	0	0	0	1	0	0	0	1	2	66.7	2	66.7	2	66.7	68.3	-										
21:00	0	0	0	0	0	0	0	0	0	0	0	0	0	0	0	0	0	0	0	0	0	0										
22:00	0	0	0	0	0	0	0	0	0	0	0	0	0	0	0	0	0	0	0	0	0	0										
23:00	0	0	0	0	0	0	0	0	0	0	0	0	0	0	0	0	0	0	0	0	0	0										
07-19	142	9	3	0	3	9	13	28	30	19	7	10	4	7	118	83.1	96	67.6	47	33.1	60.3	74.9										
06-22	149	10	3	0	3	10	13	29	31	20	7	10	4	9	123	82.6	101	67.8	50	33.6	60.4	75.6										
06-00	149	10	3	0	3	10	13	29	31	20	7	10	4	9	123	82.6	101	67.8	50	33.6	60.4	75.6										
00-00	150	10	3	0	3	10	13	30	31	20	7	10	4	9	124	82.7	102	68	50	33.3	60.4	75.6										

40720 Dublin ATCs																Site	2		Location North Rd, 50m south of dogs trust entrance (N53.24.832, W6.19.167)													
02 October 2011		to														08 October 2011		Direction	Southbound													
Time Period	Total Vehicles	Speed Bins														Speed Limit (PSL)		ACPO (SL1)		DFT (SL2)		Mean Speed	85%ile Speed									
		0 30	30 35	35 40	40 45	45 50	50 55	55 60	60 65	65 70	70 75	75 80	80 85	85 200	50	50	57	57	65	65												
<b>Average Day</b>																																
0000	0	0	0	0	0	0	0	0	0	0	0	0	0	0	0	0	0	0	0	0	47.9	-										
01:00	0	0	0	0	0	0	0	0	0	0	0	0	0	0	0	0	0	100	0	100	0	100	67.7	-								
02:00	0	0	0	0	0	0	0	0	0	0	0	0	0	0	0	0	0	100	0	100	0	0	53.2	-								
03:00	0	0	0	0	0	0	0	0	0	0	0	0	0	0	0	0	0	100	0	100	0	0	57.2	-								
04:00	1	0	0	0	0	0	0	0	0	0	0	0	0	0	0	0	1	100	0	75	0	75	69.4	-								
05:00	0	0	0	0	0	0	0	0	0	0	0	0	0	0	0	0	0	100	0	50	0	50	64.3	-								
06:00	6	0	0	0	0	0	1	1	1	1	2	0	0	0	0	6	100	5	75	3	52.3	66	-									
07:00	19	1	0	0	0	1	2	3	2	2	3	2	1	1	16	85.6	14	72	10	50.8	64.6	79.2	-									
08:00	15	2	0	0	0	1	1	2	2	2	2	2	1	1	12	81.4	10	70.6	7	45.1	60.8	78.1	-									
09:00	19	0	0	0	0	1	2	4	4	3	2	1	0	1	18	92.5	14	71.6	7	38.8	62.8	73.1	-									
10:00	17	1	0	0	0	0	2	3	4	3	2	1	1	0	15	89.1	12	70.6	7	38.7	61.3	73.1	-									
11:00	22	0	0	0	0	2	2	4	5	3	2	1	1	1	20	89	16	72.3	9	38.7	63.2	74.2	-									
12:00	19	0	0	0	0	1	2	4	4	3	1	1	1	0	17	87.3	13	70.1	6	33.6	61.9	74.5	-									
13:00	23	0	0	0	1	2	2	4	5	5	4	1	1	1	20	88.1	17	73.1	9	40.6	63.2	73.4	-									
14:00	24	1	0	0	0	2	2	4	5	4	2	2	1	0	21	88.6	17	71.1	9	38.6	62.6	74.9	-									
15:00	23	1	0	0	1	2	3	4	3	4	3	1	0	1	19	85	15	65.6	10	41.9	61.5	72.7	-									
16:00	14	1	0	0	0	2	2	2	2	2	1	1	0	0	10	75	7	53.1	4	30.2	58	71.3	-									
17:00	9	1	0	0	0	0	1	1	1	2	0	1	1	0	7	83.9	6	69.4	4	48.4	61.1	-	-									
18:00	5	0	0	1	0	0	0	1	0	1	1	0	0	1	4	81.1	4	70.3	3	54.1	65.1	-	-									
19:00	3	0	0	0	0	0	0	0	0	1	0	1	0	0	3	78.3	2	69.6	1	43.5	62.6	-	-									
20:00	2	0	0	0	0	0	0	0	0	0	0	0	0	0	2	84.6	1	61.5	1	46.2	68.4	-	-									
21:00	2	0	0	0	0	0	0	0	0	0	0	0	0	1	1	81.8	1	72.7	1	63.6	74	-	-									
22:00	1	0	0	0	0	0	0	0	0	0	0	0	0	0	1	100	1	66.7	0	50	64.4	-	-									
23:00	2	0	0	0	0	0	0	0	0	0	0	0	0	0	1	83.3	1	58.3	1	50	60.8	-	-									
07-19	208	8	1	2	4	14	21	36	39	31	22	16	8	7	180	86.4	145	69.5	84	40.6	62.2	74.9	-									
06-22	221	8	1	2	4	15	23	37	41	33	25	17	8	9	192	86.6	154	69.6	91	41.1	62.5	74.9	-									
06-00	224	8	1	2	4	15	23	38	41	33	25	17	8	9	194	86.7	156	69.5	92	41.3	62.4	74.9	-									
00-00	225	8	1	2	4	15	24	38	41	33	25	17	8	9	195	86.7	156	69.5	93	41.3	62.5	74.9	-									





Site 3A - Westbound Traffic



Site 3B - Eastbound Traffic



40720 Dublin ATCs																	
September 2011																	
Site	Location	Exact	Direction	Start Date	End Date	Posted Speed Limit (PSL)	Total Vehicles	5 Day Ave.	7 Day Ave.	Posted Speed Limit (PSL)		110%(PSL) + 2 (SL1)		DfT PSL+15 (SL2)		Mean Speed	85%ile Speed
										>PSL	>PSL%	>SL1	>SL1%	>SL2	>SL2%		
3	Access Road , 60 metres West of Roundabout	N53.24677, W6.19.666	Eastbound	22 September 2011	28 September 2011	30	2190	422	313	1282	58.5	743	33.9	182	8.3	32.5	40.3
			Westbound	22 September 2011	28 September 2011		1989	382	284	1521	76.5	1029	51.7	131	6.6	34.9	41.4

For inspection purposes only.  
Consent of copyright owner required for any other use.

40720 Dublin ATCs Site 3 Location Access Road , 60 metres West of Roundabout (N53.24677, W6.19.666)  
 22 September 2011 to 28 September 2011 Direction Eastbound

TIME PERIOD	TOTAL VEHICLES	MOTOR-CYCLES	CARS OR CAR-BASED LGV	LIGHT GOODS VEHICLES	BUSES	TWO AXLE, SIX TYRE, RIGID	THREE AXLE RIGID	FOUR OR MORE AXLE RIGID	FOUR OR LESS AXLE ARTIC	FIVE AXLE ARTIC	SIX OR MORE AXLE ARTIC	FIVE OR LESS AXLE MULTI-TRAILER ARTIC	SIX AXLE MULTI-TRAILER ARTIC	SEVEN OR MORE AXLE ARTIC
22 September 2011														
00:00	0	0	0	0	0	0	0	0	0	0	0	0	0	0
01:00	0	0	0	0	0	0	0	0	0	0	0	0	0	0
02:00	0	0	0	0	0	0	0	0	0	0	0	0	0	0
03:00	3	0	3	0	0	0	0	0	0	0	0	0	0	0
04:00	0	0	0	0	0	0	0	0	0	0	0	0	0	0
05:00	1	0	1	0	0	0	0	0	0	0	0	0	0	0
06:00	0	0	0	0	0	0	0	0	0	0	0	0	0	0
07:00	7	0	3	2	0	0	1	0	1	0	0	0	0	0
08:00	31	0	6	4	0	1	0	0	13	2	1	3	0	1
09:00	43	0	30	0	0	0	1	0	9	0	0	2	0	1
10:00	29	0	18	5	0	0	0	0	3	0	1	2	0	0
11:00	55	0	36	2	0	0	1	0	2	1	2	8	0	3
12:00	38	0	20	1	0	0	1	0	7	0	2	7	0	0
13:00	42	1	28	3	0	1	0	0	4	2	2	1	0	0
14:00	39	0	23	4	0	0	1	0	3	2	2	3	0	1
15:00	43	0	26	4	0	0	1	0	6	0	3	3	0	0
16:00	43	0	31	3	0	0	0	0	5	0	1	2	0	1
17:00	15	0	14	1	0	0	0	0	0	0	0	0	0	0
18:00	3	0	2	0	0	0	1	0	0	0	0	0	0	0
19:00	11	0	10	0	0	0	0	0	1	0	0	0	0	0
20:00	3	0	3	0	0	0	0	0	0	0	0	0	0	0
21:00	8	0	7	1	0	0	0	0	0	0	0	0	0	0
22:00	2	0	2	0	0	0	0	0	0	0	0	0	0	0
23:00	2	0	2	0	0	0	0	0	0	0	0	0	0	0
07-19	388	1	237	29	0	2	7	0	53	7	14	31	0	7
06-22	410	1	257	30	0	2	7	0	54	7	14	31	0	7
06-00	414	1	261	30	0	2	7	0	54	7	14	31	0	7
00-00	418	1	265	30	0	2	7	0	54	7	14	31	0	7

For inspection purposes only. Consent of copyright owner required for any other use.

40720 Dublin ATCs Site 3 Location Access Road , 60 metres West of Roundabout (N53.24677, W6.19.666)  
 22 September 2011 to 28 September 2011 Direction Eastbound

TIME PERIOD	TOTAL VEHICLES	MOTOR-CYCLES	CARS OR CAR-BASED LGV	LIGHT GOODS VEHICLES	BUSES	TWO AXLE, SIX TYRE, RIGID	THREE AXLE RIGID	FOUR OR MORE AXLE RIGID	FOUR OR LESS AXLE ARTIC	FIVE AXLE ARTIC	SIX OR MORE AXLE ARTIC	FIVE OR LESS AXLE MULTI-TRAILER ARTIC	SIX AXLE MULTI-TRAILER ARTIC	SEVEN OR MORE AXLE ARTIC
<b>23 September 2011</b>														
00:00	4	0	4	0	0	0	0	0	0	0	0	0	0	0
01:00	2	0	2	0	0	0	0	0	0	0	0	0	0	0
02:00	4	0	4	0	0	0	0	0	0	0	0	0	0	0
03:00	2	0	2	0	0	0	0	0	0	0	0	0	0	0
04:00	5	0	5	0	0	0	0	0	0	0	0	0	0	0
05:00	1	0	1	0	0	0	0	0	0	0	0	0	0	0
06:00	1	0	1	0	0	0	0	0	0	0	0	0	0	0
07:00	14	0	8	0	0	1	0	0	4	0	0	0	0	1
08:00	56	1	33	8	0	0	0	0	6	2	2	3	0	1
09:00	55	0	37	5	0	0	0	0	6	1	3	3	0	0
10:00	54	0	33	3	0	0	1	0	7	2	3	4	0	1
11:00	39	0	14	2	0	0	1	0	15	2	2	1	0	2
12:00	40	0	17	2	0	1	1	0	11	2	2	3	0	1
13:00	41	1	18	4	0	0	0	0	7	4	3	4	0	0
14:00	51	0	32	5	1	0	0	0	8	0	3	2	0	0
15:00	43	0	26	3	0	0	1	0	3	2	3	4	0	1
16:00	29	1	18	2	0	0	0	0	3	2	2	1	0	0
17:00	19	0	18	1	0	0	0	0	0	0	0	0	0	0
18:00	8	0	6	1	0	0	1	0	0	0	0	0	0	0
19:00	5	0	5	0	0	0	0	0	0	0	0	0	0	0
20:00	3	0	2	0	0	0	0	0	1	0	0	0	0	0
21:00	0	0	0	0	0	0	0	0	0	0	0	0	0	0
22:00	1	0	1	0	0	0	0	0	0	0	0	0	0	0
23:00	0	0	0	0	0	0	0	0	0	0	0	0	0	0
07-19	449	3	260	36	1	2	5	0	70	17	23	25	0	7
06-22	458	3	268	36	1	2	5	0	71	17	23	25	0	7
06-00	459	3	269	36	1	2	5	0	71	17	23	25	0	7
00-00	477	3	287	36	1	2	5	0	71	17	23	25	0	7

For inspection purposes only. Consent of copyright owner required for any other use.

40720 Dublin ATCs Site 3 Location Access Road , 60 metres West of Roundabout (N53.24677, W6.19.666)  
 22 September 2011 to 28 September 2011 Direction Eastbound

TIME PERIOD	TOTAL VEHICLES	MOTOR-CYCLES	CARS OR CAR-BASED LGV	LIGHT GOODS VEHICLES	BUSES	TWO AXLE, SIX TYRE, RIGID	THREE AXLE RIGID	FOUR OR MORE AXLE RIGID	FOUR OR LESS AXLE ARTIC	FIVE AXLE ARTIC	SIX OR MORE AXLE ARTIC	FIVE OR LESS AXLE MULTI-TRAILER ARTIC	SIX AXLE MULTI-TRAILER ARTIC	SEVEN OR MORE AXLE ARTIC
<b>24 September 2011</b>														
00:00	0	0	0	0	0	0	0	0	0	0	0	0	0	0
01:00	1	0	1	0	0	0	0	0	0	0	0	0	0	0
02:00	1	0	1	0	0	0	0	0	0	0	0	0	0	0
03:00	2	0	2	0	0	0	0	0	0	0	0	0	0	0
04:00	1	0	1	0	0	0	0	0	0	0	0	0	0	0
05:00	0	0	0	0	0	0	0	0	0	0	0	0	0	0
06:00	2	0	2	0	0	0	0	0	0	0	0	0	0	0
07:00	1	0	1	0	0	0	0	0	0	0	0	0	0	0
08:00	1	0	1	0	0	0	0	0	0	0	0	0	0	0
09:00	6	0	4	0	0	0	0	0	2	0	0	0	0	0
10:00	5	0	3	0	0	0	0	0	2	0	0	0	0	0
11:00	5	0	3	0	0	0	0	0	1	0	1	0	0	0
12:00	9	0	6	1	0	0	0	0	1	1	0	0	0	0
13:00	4	0	4	0	0	0	0	0	0	0	0	0	0	0
14:00	0	0	0	0	0	0	0	0	0	0	0	0	0	0
15:00	6	1	5	0	0	0	0	0	0	0	0	0	0	0
16:00	1	0	1	0	0	0	0	0	0	0	0	0	0	0
17:00	1	0	1	0	0	0	0	0	0	0	0	0	0	0
18:00	1	0	1	0	0	0	0	0	0	0	0	0	0	0
19:00	1	0	1	0	0	0	0	0	0	0	0	0	0	0
20:00	2	0	2	0	0	0	0	0	0	0	0	0	0	0
21:00	0	0	0	0	0	0	0	0	0	0	0	0	0	0
22:00	0	0	0	0	0	0	0	0	0	0	0	0	0	0
23:00	0	0	0	0	0	0	0	0	0	0	0	0	0	0
07-19	40	1	30	1	0	0	0	0	6	1	1	0	0	0
06-22	45	1	35	1	0	0	0	0	6	1	1	0	0	0
06-00	45	1	35	1	0	0	0	0	6	1	1	0	0	0
00-00	50	1	40	1	0	0	0	0	6	1	1	0	0	0

For inspection purposes only. Consent of copyright owner required for any other use.

40720 Dublin ATCs Site 3 Location Access Road , 60 metres West of Roundabout (N53.24677, W6.19.666)  
 22 September 2011 to 28 September 2011 Direction Eastbound

TIME PERIOD	TOTAL VEHICLES	MOTOR-CYCLES	CARS OR CAR-BASED LGV	LIGHT GOODS VEHICLES	BUSES	TWO AXLE, SIX TYRE, RIGID	THREE AXLE RIGID	FOUR OR MORE AXLE RIGID	FOUR OR LESS AXLE ARTIC	FIVE AXLE ARTIC	SIX OR MORE AXLE ARTIC	FIVE OR LESS AXLE MULTI-TRAILER ARTIC	SIX AXLE MULTI-TRAILER ARTIC	SEVEN OR MORE AXLE ARTIC
<b>25 September 2011</b>														
00:00	0	0	0	0	0	0	0	0	0	0	0	0	0	0
01:00	1	0	1	0	0	0	0	0	0	0	0	0	0	0
02:00	0	0	0	0	0	0	0	0	0	0	0	0	0	0
03:00	1	0	1	0	0	0	0	0	0	0	0	0	0	0
04:00	0	0	0	0	0	0	0	0	0	0	0	0	0	0
05:00	1	0	1	0	0	0	0	0	0	0	0	0	0	0
06:00	1	0	1	0	0	0	0	0	0	0	0	0	0	0
07:00	2	0	1	0	0	0	0	0	1	0	0	0	0	0
08:00	0	0	0	0	0	0	0	0	0	0	0	0	0	0
09:00	0	0	0	0	0	0	0	0	0	0	0	0	0	0
10:00	0	0	0	0	0	0	0	0	0	0	0	0	0	0
11:00	1	0	1	0	0	0	0	0	0	0	0	0	0	0
12:00	1	0	1	0	0	0	0	0	0	0	0	0	0	0
13:00	2	0	2	0	0	0	0	0	0	0	0	0	0	0
14:00	1	0	1	0	0	0	0	0	0	0	0	0	0	0
15:00	1	0	1	0	0	0	0	0	0	0	0	0	0	0
16:00	0	0	0	0	0	0	0	0	0	0	0	0	0	0
17:00	1	0	1	0	0	0	0	0	0	0	0	0	0	0
18:00	1	0	1	0	0	0	0	0	0	0	0	0	0	0
19:00	6	0	5	0	0	0	1	0	0	0	0	0	0	0
20:00	2	0	2	0	0	0	0	0	0	0	0	0	0	0
21:00	0	0	0	0	0	0	0	0	0	0	0	0	0	0
22:00	5	0	5	0	0	0	0	0	0	0	0	0	0	0
23:00	3	0	3	0	0	0	0	0	0	0	0	0	0	0
07-19	10	0	9	0	0	0	0	0	1	0	0	0	0	0
06-22	19	0	17	0	0	0	1	0	1	0	0	0	0	0
06-00	27	0	25	0	0	0	1	0	1	0	0	0	0	0
00-00	30	0	28	0	0	0	1	0	1	0	0	0	0	0

For inspection purposes only. Consent of copyright owner required for any other use.

40720 Dublin ATCs Site 3 Location Access Road , 60 metres West of Roundabout (N53.24677, W6.19.666)  
 22 September 2011 to 28 September 2011 Direction Eastbound

TIME PERIOD	TOTAL VEHICLES	MOTOR-CYCLES	CARS OR CAR-BASED LGV	LIGHT GOODS VEHICLES	BUSES	TWO AXLE, SIX TYRE, RIGID	THREE AXLE RIGID	FOUR OR MORE AXLE RIGID	FOUR OR LESS AXLE ARTIC	FIVE AXLE ARTIC	SIX OR MORE AXLE ARTIC	FIVE OR LESS AXLE MULTI-TRAILER ARTIC	SIX AXLE MULTI-TRAILER ARTIC	SEVEN OR MORE AXLE ARTIC
<b>26 September 2011</b>														
00:00	1	0	1	0	0	0	0	0	0	0	0	0	0	0
01:00	1	0	1	0	0	0	0	0	0	0	0	0	0	0
02:00	2	0	2	0	0	0	0	0	0	0	0	0	0	0
03:00	1	0	1	0	0	0	0	0	0	0	0	0	0	0
04:00	2	0	2	0	0	0	0	0	0	0	0	0	0	0
05:00	6	0	5	0	0	0	1	0	0	0	0	0	0	0
06:00	1	0	0	1	0	0	0	0	0	0	0	0	0	0
07:00	7	0	3	1	0	0	1	0	2	0	0	0	0	0
08:00	30	0	18	3	0	0	0	0	8	0	0	1	0	0
09:00	41	0	24	6	0	0	1	0	8	1	0	1	0	0
10:00	44	0	33	4	0	0	0	0	4	1	2	0	0	0
11:00	44	0	31	4	0	0	0	0	4	1	2	2	0	0
12:00	46	0	23	7	0	0	0	1	9	2	2	2	0	0
13:00	28	0	14	2	0	0	1	0	7	0	1	3	0	0
14:00	32	0	16	4	0	0	1	0	9	1	0	1	0	0
15:00	30	0	13	6	0	0	2	0	6	1	1	1	0	0
16:00	42	1	29	7	0	1	1	0	1	0	1	1	0	0
17:00	31	0	26	1	0	0	0	0	1	0	0	3	0	0
18:00	14	0	10	3	0	0	1	0	0	0	0	0	0	0
19:00	9	0	8	0	0	0	0	0	1	0	0	0	0	0
20:00	2	0	2	0	0	0	0	0	0	0	0	0	0	0
21:00	2	0	2	0	0	0	0	0	0	0	0	0	0	0
22:00	0	0	0	0	0	0	0	0	0	0	0	0	0	0
23:00	4	0	4	0	0	0	0	0	0	0	0	0	0	0
07-19	389	1	240	48	0	1	8	1	59	7	9	15	0	0
06-22	403	1	252	49	0	1	8	1	60	7	9	15	0	0
06-00	407	1	256	49	0	1	8	1	60	7	9	15	0	0
00-00	420	1	268	49	0	1	9	1	60	7	9	15	0	0

For inspection purposes only. Consent of copyright owner required for any other use.

40720 Dublin ATCs Site 3 Location Access Road , 60 metres West of Roundabout (N53.24677, W6.19.666)  
 22 September 2011 to 28 September 2011 Direction Eastbound

TIME PERIOD	TOTAL VEHICLES	MOTOR-CYCLES	CARS OR CAR-BASED LGV	LIGHT GOODS VEHICLES	BUSES	TWO AXLE, SIX TYRE, RIGID	THREE AXLE RIGID	FOUR OR MORE AXLE RIGID	FOUR OR LESS AXLE ARTIC	FIVE AXLE ARTIC	SIX OR MORE AXLE ARTIC	FIVE OR LESS AXLE MULTI-TRAILER ARTIC	SIX AXLE MULTI-TRAILER ARTIC	SEVEN OR MORE AXLE ARTIC
<b>27 September 2011</b>														
00:00	2	0	2	0	0	0	0	0	0	0	0	0	0	0
01:00	2	0	2	0	0	0	0	0	0	0	0	0	0	0
02:00	3	0	3	0	0	0	0	0	0	0	0	0	0	0
03:00	1	0	1	0	0	0	0	0	0	0	0	0	0	0
04:00	2	0	2	0	0	0	0	0	0	0	0	0	0	0
05:00	1	0	1	0	0	0	0	0	0	0	0	0	0	0
06:00	1	0	1	0	0	0	0	0	0	0	0	0	0	0
07:00	6	0	2	1	0	0	1	0	2	0	0	0	0	0
08:00	46	0	24	6	0	1	1	0	7	3	2	1	0	1
09:00	29	0	13	2	0	0	0	0	8	1	1	4	0	0
10:00	40	0	22	2	0	0	1	0	10	2	1	2	0	0
11:00	31	0	10	6	0	0	1	0	8	1	3	2	0	0
12:00	39	0	16	6	0	0	1	0	10	1	1	3	0	1
13:00	23	0	5	3	0	0	0	0	10	1	0	4	0	0
14:00	51	0	21	9	1	0	0	0	11	4	3	2	0	0
15:00	33	0	12	4	0	0	0	0	11	1	1	4	0	0
16:00	25	1	10	7	0	1	1	0	3	1	1	0	0	0
17:00	31	2	27	1	0	0	0	0	1	0	0	0	0	0
18:00	7	0	7	0	0	0	0	0	0	0	0	0	0	0
19:00	7	0	7	0	0	0	0	0	0	0	0	0	0	0
20:00	5	0	4	1	0	0	0	0	0	0	0	0	0	0
21:00	2	0	1	0	0	0	0	0	1	0	0	0	0	0
22:00	1	0	1	0	0	0	0	0	0	0	0	0	0	0
23:00	3	0	3	0	0	0	0	0	0	0	0	0	0	0
07-19	361	3	169	47	1	2	6	0	81	15	13	22	0	2
06-22	376	3	182	48	1	2	6	0	82	15	13	22	0	2
06-00	380	3	186	48	1	2	6	0	82	15	13	22	0	2
00-00	391	3	197	48	1	2	6	0	82	15	13	22	0	2

Consent of copyright owner required for any other use.



40720 Dublin ATCs Site 3 Location Access Road , 60 metres West of Roundabout (N53.24677, W6.19.666)  
 22 September 2011 to 28 September 2011 Direction Eastbound

TIME PERIOD	TOTAL VEHICLES	MOTOR-CYCLES	CARS OR CAR-BASED LGV	LIGHT GOODS VEHICLES	BUSES	TWO AXLE, SIX TYRE, RIGID	THREE AXLE RIGID	FOUR OR MORE AXLE RIGID	FOUR OR LESS AXLE ARTIC	FIVE AXLE ARTIC	SIX OR MORE AXLE ARTIC	FIVE OR LESS AXLE MULTI-TRAILER ARTIC	SIX AXLE MULTI-TRAILER ARTIC	SEVEN OR MORE AXLE ARTIC
<b>28 September 2011</b>														
00:00	3	0	2	0	0	0	1	0	0	0	0	0	0	0
01:00	1	0	1	0	0	0	0	0	0	0	0	0	0	0
02:00	4	0	4	0	0	0	0	0	0	0	0	0	0	0
03:00	0	0	0	0	0	0	0	0	0	0	0	0	0	0
04:00	4	0	4	0	0	0	0	0	0	0	0	0	0	0
05:00	5	0	5	0	0	0	0	0	0	0	0	0	0	0
06:00	1	0	1	0	0	0	0	0	0	0	0	0	0	0
07:00	3	0	0	2	0	0	0	0	1	0	0	0	0	0
08:00	42	0	23	1	0	0	1	0	10	1	1	4	0	1
09:00	42	0	16	3	0	0	1	0	11	3	1	7	0	0
10:00	26	0	6	4	0	0	1	0	11	1	1	2	0	0
11:00	45	0	26	2	0	0	1	0	15	1	0	0	0	0
12:00	35	0	13	5	0	2	0	0	10	1	1	2	0	1
13:00	33	0	10	4	0	0	1	0	15	1	1	1	0	0
14:00	36	0	7	6	0	0	1	0	15	2	0	5	0	0
15:00	39	0	17	4	0	1	0	0	10	2	2	3	0	0
16:00	36	0	19	6	0	0	1	0	8	1	0	1	0	0
17:00	21	1	15	1	0	1	0	0	1	0	2	0	0	0
18:00	11	0	8	1	0	0	2	0	0	0	0	0	0	0
19:00	12	0	11	0	0	0	0	0	0	1	0	0	0	0
20:00	3	0	3	0	0	0	0	0	0	0	0	0	0	0
21:00	1	0	1	0	0	0	0	0	0	0	0	0	0	0
22:00	1	0	1	0	0	0	0	0	0	0	0	0	0	0
23:00	0	0	0	0	0	0	0	0	0	0	0	0	0	0
07-19	369	1	160	39	0	4	9	0	107	13	9	25	0	2
06-22	386	1	176	39	0	4	9	0	107	14	9	25	0	2
06-00	387	1	177	39	0	4	9	0	107	14	9	25	0	2
00-00	404	1	193	39	0	4	10	0	107	14	9	25	0	2

Consent of copyright owner required for any other use.  
 For inspection purposes only.

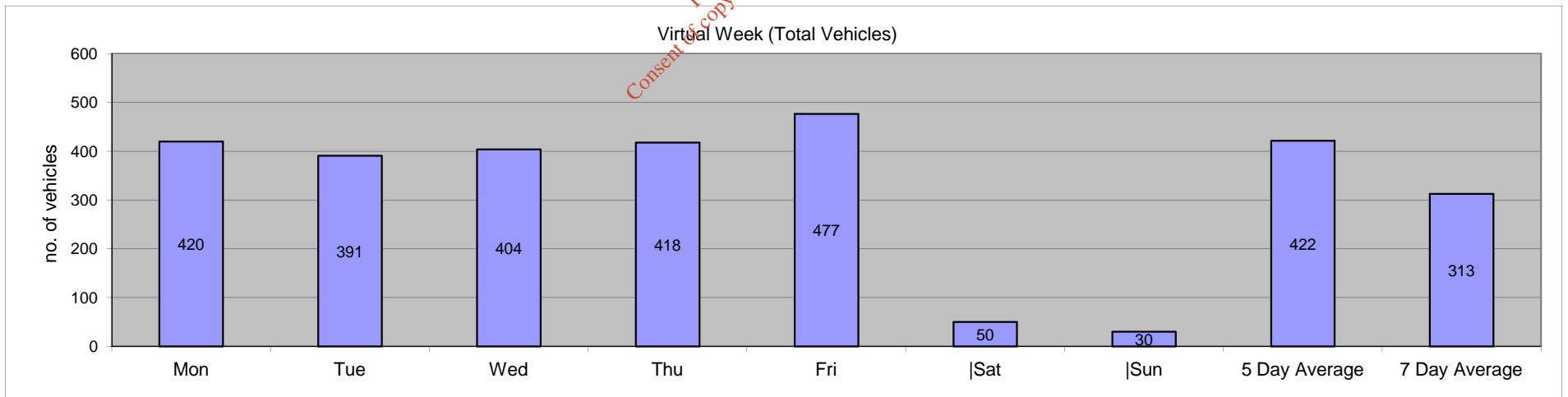
40720 Dublin ATCs Site 3 Location Access Road , 60 metres West of Roundabout (N53.24677, W6.19.666)  
 22 September 2011 to 28 September 2011 Direction Eastbound

TIME PERIOD	TOTAL VEHICLES	MOTOR-CYCLES	CARS OR CAR-BASED LGV	LIGHT GOODS VEHICLES	BUSES	TWO AXLE, SIX TYRE, RIGID	THREE AXLE RIGID	FOUR OR MORE AXLE RIGID	FOUR OR LESS AXLE ARTIC	FIVE AXLE ARTIC	SIX OR MORE AXLE ARTIC	FIVE OR LESS AXLE MULTI-TRAILER ARTIC	SIX AXLE MULTI-TRAILER ARTIC	SEVEN OR MORE AXLE ARTIC
<b>Average Day</b>														
00:00	1	0	1	0	0	0	0	0	0	0	0	0	0	0
01:00	1	0	1	0	0	0	0	0	0	0	0	0	0	0
02:00	2	0	2	0	0	0	0	0	0	0	0	0	0	0
03:00	1	0	1	0	0	0	0	0	0	0	0	0	0	0
04:00	2	0	2	0	0	0	0	0	0	0	0	0	0	0
05:00	2	0	2	0	0	0	0	0	0	0	0	0	0	0
06:00	1	0	1	0	0	0	0	0	0	0	0	0	0	0
07:00	6	0	3	1	0	0	0	0	2	0	0	0	0	0
08:00	29	0	15	3	0	0	0	0	6	1	1	2	0	1
09:00	31	0	18	2	0	0	0	0	6	1	1	2	0	0
10:00	28	0	16	3	0	0	0	0	5	1	1	1	0	0
11:00	31	0	17	2	0	0	1	0	6	1	1	2	0	1
12:00	30	0	14	3	0	0	0	0	7	1	1	2	0	0
13:00	25	0	12	2	0	0	0	0	6	1	1	2	0	0
14:00	30	0	14	4	0	0	0	0	7	1	1	2	0	0
15:00	28	0	14	3	0	0	1	0	5	1	1	2	0	0
16:00	25	0	15	4	0	0	0	0	3	1	1	1	0	0
17:00	17	0	15	1	0	0	0	0	0	0	0	0	0	0
18:00	6	0	5	1	0	0	1	0	0	0	0	0	0	0
19:00	7	0	7	0	0	0	0	0	0	0	0	0	0	0
20:00	3	0	3	0	0	0	0	0	0	0	0	0	0	0
21:00	2	0	2	0	0	0	0	0	0	0	0	0	0	0
22:00	1	0	1	0	0	0	0	0	0	0	0	0	0	0
23:00	2	0	2	0	0	0	0	0	0	0	0	0	0	0
07-19	287	1	158	29	0	2	5	0	54	9	10	17	0	3
06-22	300	1	170	29	0	2	5	0	54	9	10	17	0	3
06-00	303	1	173	29	0	2	5	0	54	9	10	17	0	3
00-00	313	1	183	29	0	2	5	0	54	9	10	17	0	3

For inspection purposes only. Consent of copyright owner required for any other use.

40720 Dublin ATCs Site 3 Location Access Road , 60 metres West of Roundabout (N53.24677, W6.19.666)  
 22 September 2011 to 28 September 2011 Direction Eastbound

TIME PERIOD	TOTAL VEHICLES	MOTOR-CYCLES	CARS OR CAR-BASED LGV	LIGHT GOODS VEHICLES	BUSES	TWO AXLE, SIX TYRE, RIGID	THREE AXLE RIGID	FOUR OR MORE AXLE RIGID	FOUR OR LESS AXLE ARTIC	FIVE AXLE ARTIC	SIX OR MORE AXLE ARTIC	FIVE OR LESS AXLE MULTI-TRAILER ARTIC	SIX AXLE MULTI-TRAILER ARTIC	SEVEN OR MORE AXLE ARTIC
<b>Virtual Week (1)</b>														
Mon	420	1	268	49	0	1	9	1	60	7	9	15	0	0
Tue	391	3	197	48	1	2	6	0	82	15	13	22	0	2
Wed	404	1	193	39	0	4	10	0	107	14	9	25	0	2
Thu	418	1	265	30	0	2	7	0	54	7	14	31	0	7
Fri	477	3	287	36	1	2	5	0	71	17	23	25	0	7
Sat	50	1	40	1	0	0	0	0	6	1	1	0	0	0
Sun	30	0	28	0	0	0	1	0	1	0	0	0	0	0
<b>5 Day Average</b>														
[--]	422	2	242	40	0	2	7	0	75	12	14	24	0	4
<b>7 Day Average</b>														
[--]	313	1	183	29	0	2	5	0	54	9	10	17	0	3
<b>Total Vehicles</b>														
[--]	2190	10	1278	203	2	11	38	1	381	61	69	118	0	18



**Average Weekday Day**

40720 Dublin ATCs																Site	3		Location Access Road , 60 metres West of Roundabout (N53.24677, W6.19.666)											
22 September 2011		to 28 September 2011														Direction	Eastbound													
Time Period	Total Vehicles	Speed Bins														Speed Limit (PSL)		ACPO (SL1)		DFT (SL2)		Mean Speed	85%ile Speed							
		0 15	15 20	20 25	25 30	30 35	35 40	40 45	45 50	50 55	55 60	60 65	65 70	70 75	30	30	35 ACPO	35 ACPO	45 DFT	45 DFT										
<b>22 September 2011</b>																														
0000	0	0	0	0	0	0	0	0	0	0	0	0	0	0	0	0	0	0	0	0	-	-								
01:00	0	0	0	0	0	0	0	0	0	0	0	0	0	0	0	0	0	0	0	0	-	-								
02:00	0	0	0	0	0	0	0	0	0	0	0	0	0	0	0	0	0	0	0	0	-	-								
03:00	3	0	0	0	0	3	0	0	0	0	0	0	0	0	0	3	100	0	0	0	0	33.4	-							
04:00	0	0	0	0	0	0	0	0	0	0	0	0	0	0	0	0	0	0	0	0	-	-								
05:00	1	0	0	0	0	1	0	0	0	0	0	0	0	0	0	1	100	0	0	0	0	31.6	-							
06:00	0	0	0	0	0	0	0	0	0	0	0	0	0	0	0	0	0	0	0	0	-	-								
07:00	7	0	0	0	3	1	0	2	1	0	0	0	0	0	0	4	57.1	3	42.9	1	14.3	35.3	-							
08:00	31	0	0	4	6	10	9	2	0	0	0	0	0	0	21	67.7	11	35.5	0	0	31.8	36.7								
09:00	43	0	3	0	3	22	13	2	0	0	0	0	0	0	37	86	15	34.9	0	0	32.8	36								
10:00	29	0	0	14	9	2	2	1	1	0	0	0	0	0	6	20.7	4	13.8	1	3.4	27.5	32								
11:00	55	0	3	37	11	3	0	1	0	0	0	0	0	0	4	7.3	1	1.8	0	0	24.3	27.4								
12:00	38	0	1	9	19	3	1	3	2	0	0	0	0	0	9	23.7	6	15.8	2	5.3	28.9	34.6								
13:00	42	0	0	8	17	4	9	4	0	0	0	0	0	0	17	40.5	13	31	0	0	30.8	37.4								
14:00	39	0	2	6	4	14	8	3	0	1	1	0	0	0	27	69.2	13	33.3	2	5.1	32.3	38.5								
15:00	43	0	0	10	13	6	11	0	2	0	0	1	0	0	20	46.5	14	32.6	3	7	31.2	37.8								
16:00	43	0	1	1	5	12	10	3	1	7	1	1	1	0	36	83.7	24	55.8	11	25.6	38.5	50.4								
17:00	15	0	0	0	1	0	2	4	6	2	0	0	0	0	14	93.3	14	93.3	8	53.3	43.8	48.2								
18:00	3	0	0	0	0	1	1	0	1	0	0	0	0	0	3	100	2	66.7	1	33.3	38	-								
19:00	11	0	0	0	2	2	5	1	1	0	0	0	0	0	9	81.8	7	63.6	1	9.1	36.4	39.6								
20:00	3	0	0	0	0	1	2	0	0	0	0	0	0	0	3	100	2	66.7	0	0	37.3	-								
21:00	8	0	0	0	0	1	2	1	1	1	1	1	0	0	8	100	7	87.5	4	50	45.9	-								
22:00	2	0	0	0	1	1	0	0	0	0	0	0	0	0	1	50	0	0	0	0	31	-								
23:00	2	0	0	0	0	1	1	0	0	0	0	0	0	0	2	100	1	50	0	0	33.4	-								
07-19	388	0	10	89	91	78	66	25	14	10	2	2	1	0	198	51	120	30.9	29	7.5	31.4	39.2								
06-22	410	0	10	89	93	82	75	27	16	11	3	3	1	0	218	53.2	136	33.2	34	8.3	31.9	40								
06-00	414	0	10	89	94	84	76	27	16	11	3	3	1	0	221	53.4	137	33.1	34	8.2	31.9	40								
00-00	418	0	10	89	94	88	76	27	16	11	3	3	1	0	225	53.8	137	32.8	34	8.1	31.9	39.6								

40720 Dublin ATCs																Site	3		Location Access Road , 60 metres West of Roundabout (N53.24677, W6.19.666)										
22 September 2011		to														28 September 2011		Direction		Eastbound									
Time Period	Total Vehicles	Speed Bins														Speed Limit (PSL)		ACPO (SL1)		DFT (SL2)		Mean Speed	85%ile Speed						
		0 15	15 20	20 25	25 30	30 35	35 40	40 45	45 50	50 55	55 60	60 65	65 70	70 75	30	30	35	35	45	45									
<b>23 September 2011</b>																													
0000	4	0	0	0	0	3	1	0	0	0	0	0	0	0	0	4	100	1	25	0	0	34.9	-						
01:00	2	0	0	0	0	2	0	0	0	0	0	0	0	0	0	2	100	0	0	0	0	31.2	-						
02:00	4	0	0	0	4	0	0	0	0	0	0	0	0	0	0	0	0	0	0	0	0	27.1	-						
03:00	2	0	0	0	1	0	0	0	1	0	0	0	0	0	0	1	50	1	50	1	50	37.7	-						
04:00	5	1	1	2	1	0	0	0	0	0	0	0	0	0	0	0	0	0	0	0	0	20.2	-						
05:00	1	0	0	1	0	0	0	0	0	0	0	0	0	0	0	0	0	0	0	0	0	21.1	-						
06:00	1	0	0	0	0	0	0	0	0	1	0	0	0	0	0	1	100	1	100	1	100	51.3	-						
07:00	14	0	0	0	7	4	1	2	0	0	0	0	0	0	0	7	50	3	21.4	0	0	32	38.5						
08:00	56	0	3	20	21	6	3	3	0	0	0	0	0	0	0	12	21.4	6	10.7	0	0	26.8	31.3						
09:00	55	0	5	7	20	21	2	0	0	0	0	0	0	0	0	23	41.8	2	3.6	0	0	28.2	33.1						
10:00	54	0	0	6	19	14	12	3	0	0	0	0	0	0	0	29	53.7	15	27.8	0	0	30.7	36						
11:00	39	0	1	9	6	15	5	2	1	0	0	0	0	0	0	23	59	8	20.5	1	2.6	30.4	37.4						
12:00	40	0	1	3	9	17	8	1	1	0	0	0	0	0	0	27	67.5	10	25	1	2.5	32.2	38.9						
13:00	41	0	7	4	8	11	7	3	1	0	0	0	0	0	0	22	53.7	11	26.8	1	2.4	30.4	38.5						
14:00	51	0	1	7	21	13	8	0	1	0	0	0	0	0	0	22	43.1	9	17.6	1	2	29.6	35.3						
15:00	43	0	2	2	12	11	5	7	3	1	0	0	0	0	0	27	62.8	16	37.2	4	9.3	33.5	44.3						
16:00	29	0	0	3	3	5	4	4	4	3	1	2	0	0	0	23	79.3	18	62.1	10	34.5	40.3	53.6						
17:00	19	0	1	1	1	0	5	3	3	4	0	1	0	0	0	16	84.2	16	84.2	8	42.1	41.3	51.5						
18:00	8	0	0	0	1	4	2	1	0	0	0	0	0	0	0	7	87.5	3	37.5	0	0	34.8	-						
19:00	5	0	0	0	0	1	3	1	0	0	0	0	0	0	0	5	100	4	80	0	0	38.4	-						
20:00	3	1	0	0	1	0	1	0	0	0	0	0	0	0	0	1	33.3	1	33.3	0	0	24.6	-						
21:00	0	0	0	0	0	0	0	0	0	0	0	0	0	0	0	0	0	0	0	0	0	-	-						
22:00	1	0	0	1	0	0	0	0	0	0	0	0	0	0	0	0	0	0	0	0	0	24.6	-						
23:00	0	0	0	0	0	0	0	0	0	0	0	0	0	0	0	0	0	0	0	0	0	-	-						
07-19	449	0	21	62	128	121	62	29	14	8	1	3	0	0	0	238	53	117	26.1	26	5.8	31.3	38.5						
06-22	458	1	21	62	129	122	66	30	14	9	1	3	0	0	0	245	53.5	123	26.9	27	5.9	31.4	38.9						
06-00	459	1	21	63	129	122	66	30	14	9	1	3	0	0	0	245	53.4	123	26.8	27	5.9	31.4	38.9						
00-00	477	2	22	66	135	127	67	30	15	9	1	3	0	0	0	252	52.8	125	26.2	28	5.9	31.2	38.9						

40720 Dublin ATCs																Site	3		Location Access Road , 60 metres West of Roundabout (N53.24677, W6.19.666)													
22 September 2011		to														28 September 2011		Direction	Eastbound													
Time Period	Total Vehicles	Speed Bins														Speed Limit (PSL)		ACPO (SL1)		DFT (SL2)		Mean Speed	85%ile Speed									
		0 15	15 20	20 25	25 30	30 35	35 40	40 45	45 50	50 55	55 60	60 65	65 70	70 75	30	30	35 ACPO	35 ACPO	45 DFT	45 DFT												
<b>24 September 2011</b>																																
0000	0	0	0	0	0	0	0	0	0	0	0	0	0	0	0	0	0	0	0	0	-	-										
01:00	1	0	0	0	0	1	0	0	0	0	0	0	0	0	0	1	100	0	0	0	0	33.6	-									
02:00	1	0	0	0	0	1	0	0	0	0	0	0	0	0	0	1	100	0	0	0	0	32.8	-									
03:00	2	0	0	0	0	0	0	2	0	0	0	0	0	0	0	2	100	2	100	0	0	41.2	-									
04:00	1	0	0	0	0	1	0	0	0	0	0	0	0	0	0	1	100	0	0	0	0	33.3	-									
05:00	0	0	0	0	0	0	0	0	0	0	0	0	0	0	0	0	0	0	0	0	0	-	-									
06:00	2	0	0	0	2	0	0	0	0	0	0	0	0	0	0	0	0	0	0	0	0	27.3	-									
07:00	1	0	0	0	0	0	1	0	0	0	0	0	0	0	0	1	100	1	100	0	0	37.9	-									
08:00	1	0	0	0	0	1	0	0	0	0	0	0	0	0	0	1	100	0	0	0	0	30.4	-									
09:00	6	0	0	0	2	0	3	0	0	0	0	1	0	0	4	66.7	4	66.7	1	16.7	38.7	-										
10:00	5	0	0	2	2	1	0	0	0	0	0	0	0	0	1	20	0	0	0	0	26.7	-										
11:00	5	0	0	1	3	1	0	0	0	0	0	0	0	0	1	20	0	0	0	0	27.7	-										
12:00	9	0	0	2	0	1	3	0	2	0	0	0	1	0	7	77.8	6	66.7	3	33.3	39.2	-										
13:00	4	0	0	0	0	0	2	0	0	0	0	0	0	0	4	100	4	100	2	50	45.5	-										
14:00	0	0	0	0	0	0	0	0	0	0	0	0	0	0	0	0	0	0	0	0	-	-										
15:00	6	0	0	1	0	4	1	0	0	0	0	0	0	0	5	83.3	1	16.7	0	0	32.5	-										
16:00	1	0	0	0	0	1	0	0	0	0	0	0	0	0	1	100	0	0	0	0	30.9	-										
17:00	1	0	0	0	0	1	0	0	0	0	0	0	0	0	1	100	0	0	0	0	33.4	-										
18:00	1	0	0	0	0	0	0	1	0	0	0	0	0	0	1	100	1	100	1	100	49	-										
19:00	1	0	0	0	1	0	0	0	0	0	0	0	0	0	0	0	0	0	0	0	28.1	-										
20:00	2	0	0	0	0	1	0	0	0	1	0	0	0	0	2	100	1	50	1	50	44.4	-										
21:00	0	0	0	0	0	0	0	0	0	0	0	0	0	0	0	0	0	0	0	0	-	-										
22:00	0	0	0	0	0	0	0	0	0	0	0	0	0	0	0	0	0	0	0	0	-	-										
23:00	0	0	0	0	0	0	0	0	0	0	0	0	0	0	0	0	0	0	0	0	-	-										
07-19	40	0	0	6	7	10	10	0	3	2	0	1	1	0	27	67.5	17	42.5	7	17.5	35.4	48.2										
06-22	45	0	0	6	10	11	10	0	3	3	0	1	1	0	29	64.4	18	40	8	17.8	35.3	48.2										
06-00	45	0	0	6	10	11	10	0	3	3	0	1	1	0	29	64.4	18	40	8	17.8	35.3	48.2										
00-00	50	0	0	6	10	14	10	2	3	3	0	1	1	0	34	68	20	40	8	16	35.4	48.2										

40720 Dublin ATCs																Site	3	Location Access Road , 60 metres West of Roundabout (N53.24677, W6.19.666)																							
22 September 2011		to														28 September 2011														Direction	Eastbound										
Time Period	Total Vehicles	Speed Bins														Speed Limit (PSL)		ACPO (SL1)		DFT (SL2)		Mean Speed	85%ile Speed																		
		0 15	15 20	20 25	25 30	30 35	35 40	40 45	45 50	50 55	55 60	60 65	65 70	70 75	30	30	35 ACPO	35 ACPO	45 DFT	45 DFT																					
<b>25 September 2011</b>																																									
0000	0	0	0	0	0	0	0	0	0	0	0	0	0	0	0	0	0	0	0	0	-	-																			
01:00	1	0	0	0	0	0	1	0	0	0	0	0	0	0	0	1	100	1	100	0	0	35.9	-																		
02:00	0	0	0	0	0	0	0	0	0	0	0	0	0	0	0	0	0	0	0	0	0	-	-																		
03:00	1	0	0	0	0	1	0	0	0	0	0	0	0	0	1	100	0	0	0	0	33	-																			
04:00	0	0	0	0	0	0	0	0	0	0	0	0	0	0	0	0	0	0	0	0	0	-	-																		
05:00	1	0	0	0	0	0	1	0	0	0	0	0	0	0	1	100	1	100	0	0	36.1	-																			
06:00	1	0	0	0	0	1	0	0	0	0	0	0	0	1	100	0	0	0	0	34	-																				
07:00	2	0	0	0	1	0	1	0	0	0	0	0	0	1	50	1	50	0	0	31.9	-																				
08:00	0	0	0	0	0	0	0	0	0	0	0	0	0	0	0	0	0	0	0	0	-	-																			
09:00	0	0	0	0	0	0	0	0	0	0	0	0	0	0	0	0	0	0	0	0	-	-																			
10:00	0	0	0	0	0	0	0	0	0	0	0	0	0	0	0	0	0	0	0	0	-	-																			
11:00	1	0	0	0	0	0	0	1	0	0	0	0	0	1	100	1	100	0	0	41.6	-																				
12:00	1	0	0	0	0	0	1	0	0	0	0	0	0	1	100	1	100	0	0	39.7	-																				
13:00	2	0	0	0	0	0	1	1	0	0	0	0	0	2	100	2	100	0	0	40.3	-																				
14:00	1	0	0	0	1	0	0	0	0	0	0	0	0	0	0	0	0	0	0	28.4	-																				
15:00	1	0	0	0	0	0	0	0	1	0	0	0	0	1	100	1	100	1	100	46.2	-																				
16:00	0	0	0	0	0	0	0	0	0	0	0	0	0	0	0	0	0	0	0	0	-	-																			
17:00	1	0	0	0	0	0	1	0	0	0	0	0	0	1	100	1	100	0	0	38.6	-																				
18:00	1	0	0	0	0	0	0	1	0	0	0	0	0	1	100	1	100	1	100	48.8	-																				
19:00	6	0	0	0	0	4	2	0	0	0	0	0	0	6	100	2	33.3	0	0	33.8	-																				
20:00	2	0	0	0	0	1	0	1	0	0	0	0	0	2	100	1	50	0	0	38.5	-																				
21:00	0	0	0	0	0	0	0	0	0	0	0	0	0	0	0	0	0	0	0	0	-	-																			
22:00	5	0	0	0	0	2	3	0	0	0	0	0	0	5	100	3	60	0	0	35.3	-																				
23:00	3	0	0	2	0	1	0	0	0	0	0	0	0	1	33.3	0	0	0	0	24.9	-																				
07-19	10	0	0	0	2	0	4	2	2	0	0	0	0	8	80	8	80	2	20	38.8	-																				
06-22	19	0	0	0	2	6	6	3	2	0	0	0	0	17	89.5	11	57.9	2	10.5	36.9	41.8																				
06-00	27	0	0	2	2	9	9	3	2	0	0	0	0	23	85.2	14	51.9	2	7.4	35.3	41.4																				
00-00	30	0	0	2	2	10	11	3	2	0	0	0	0	26	86.7	16	53.3	2	6.7	35.3	41.4																				

40720 Dublin ATCs																Site	3		Location Access Road , 60 metres West of Roundabout (N53.24677, W6.19.666)													
22 September 2011		to														28 September 2011		Direction	Eastbound													
Time Period	Total Vehicles	Speed Bins														Speed Limit (PSL)		ACPO (SL1)		DFT (SL2)		Mean Speed	85%ile Speed									
		0 15	15 20	20 25	25 30	30 35	35 40	40 45	45 50	50 55	55 60	60 65	65 70	70 75	30	30	35 ACPO	35 ACPO	45 DFT	45 DFT												
<b>26 September 2011</b>																																
0000	1	0	0	1	0	0	0	0	0	0	0	0	0	0	0	0	0	0	0	20.6	-											
01:00	1	0	0	0	1	0	0	0	0	0	0	0	0	0	0	0	0	0	0	25.4	-											
02:00	2	0	1	0	1	0	0	0	0	0	0	0	0	0	0	0	0	0	0	23	-											
03:00	1	0	0	0	1	0	0	0	0	0	0	0	0	0	0	0	0	0	0	25.8	-											
04:00	2	0	0	0	2	0	0	0	0	0	0	0	0	0	0	0	0	0	0	28.2	-											
05:00	6	2	1	1	2	0	0	0	0	0	0	0	0	0	0	0	0	0	0	20.8	-											
06:00	1	0	0	0	1	0	0	0	0	0	0	0	0	0	0	0	0	0	0	29.1	-											
07:00	7	0	0	0	2	2	1	2	0	0	0	0	0	0	0	5	71.4	3	42.9	0	0	35.1	-									
08:00	30	1	0	8	14	1	6	0	0	0	0	0	0	0	7	23.3	6	20	0	0	27.8	36										
09:00	41	0	1	5	8	9	15	3	0	0	0	0	0	0	27	65.9	18	43.9	0	0	32.6	39.2										
10:00	44	0	0	0	1	11	15	14	2	0	0	0	0	0	43	97.7	32	72.7	3	6.8	38.2	42.1										
11:00	44	0	0	6	5	17	8	6	2	0	0	0	0	0	33	75	16	36.4	2	4.5	33.6	40										
12:00	46	0	2	1	13	16	12	1	1	0	0	0	0	0	30	65.2	14	30.4	1	2.2	32	37.1										
13:00	28	1	0	1	10	14	2	0	0	0	0	0	0	0	16	57.1	2	7.1	0	0	30.1	33.8										
14:00	32	0	0	3	7	5	11	3	2	1	0	0	0	0	22	68.8	17	53.1	3	9.4	35	41.4										
15:00	30	0	0	1	4	11	11	3	0	0	0	0	0	0	25	83.3	14	46.7	0	0	33.8	38.2										
16:00	42	0	4	3	5	14	6	2	7	1	0	0	0	0	30	71.4	16	38.1	8	19	34.1	45.4										
17:00	31	0	0	0	3	1	4	9	7	2	4	1	0	0	28	90.3	27	87.1	14	45.2	44.1	50.8										
18:00	14	0	0	1	3	2	1	1	3	3	0	0	0	0	10	71.4	8	57.1	6	42.9	39.6	50.8										
19:00	9	0	0	0	6	3	0	0	0	0	0	0	0	0	3	33.3	0	0	0	0	30.3	-										
20:00	2	0	0	0	2	0	0	0	0	0	0	0	0	0	0	0	0	0	0	0	27	-										
21:00	2	0	0	0	2	0	0	0	0	0	0	0	0	0	0	0	0	0	0	0	26.1	-										
22:00	0	0	0	0	0	0	0	0	0	0	0	0	0	0	0	0	0	0	0	0	-	-										
23:00	4	0	0	2	2	0	0	0	0	0	0	0	0	0	0	0	0	0	0	0	24.9	-										
07-19	389	2	7	29	75	103	92	44	24	7	5	1	0	0	276	71	173	44.5	37	9.5	34.4	41.8										
06-22	403	2	7	29	86	106	92	44	24	7	5	1	0	0	279	69.2	173	42.9	37	9.2	34.2	41.4										
06-00	407	2	7	31	88	106	92	44	24	7	5	1	0	0	279	68.6	173	42.5	37	9.1	34.1	41.4										
00-00	420	4	9	33	95	106	92	44	24	7	5	1	0	0	279	66.4	173	41.2	37	8.8	33.8	41.4										



40720 Dublin ATCs										Site	3 Location Access Road , 60 metres West of Roundabout (N53.24677, W6.19.666)											
22 September 2011					to					28 September 2011					Direction Eastbound							
Time Period	Total Vehicles	Speed Bins										Speed Limit (PSL)		ACPO (SL1)		DFT (SL2)		Mean Speed	85%ile Speed			
		0 15	15 20	20 25	25 30	30 35	35 40	40 45	45 50	50 55	55 60	60 65	65 70	70 75	30	30	35			35	45	45
<b>27 September 2011</b>																						
0000	2	0	0	2	0	0	0	0	0	0	0	0	0	0	0	0	0	0	0	22.2	-	
01:00	2	0	0	2	0	0	0	0	0	0	0	0	0	0	0	0	0	0	0	21.9	-	
02:00	3	0	1	0	0	1	1	0	0	0	0	0	0	0	2	66.7	1	33.3	0	0	29.3	-
03:00	1	0	0	0	0	1	0	0	0	0	0	0	0	0	1	100	0	0	0	0	33.7	-
04:00	2	0	1	0	0	1	0	0	0	0	0	0	0	0	1	50	0	0	0	0	23.9	-
05:00	1	1	0	0	0	0	0	0	0	0	0	0	0	0	0	0	0	0	0	0	11.9	-
06:00	1	0	0	0	0	0	0	1	0	0	0	0	0	0	1	100	1	100	0	0	43.6	-
07:00	6	0	1	0	1	2	1	1	0	0	0	0	0	0	4	66.7	2	33.3	0	0	31.6	-
08:00	46	0	1	13	14	6	11	1	0	0	0	0	0	18	39.1	12	26.1	0	0	29	35.3	
09:00	29	1	2	3	6	7	7	2	1	0	0	0	0	17	58.6	10	34.5	1	3.4	30.8	37.1	
10:00	40	0	0	4	17	12	5	1	0	1	0	0	0	19	47.5	7	17.5	1	2.5	30.8	36	
11:00	31	0	0	5	8	10	6	2	0	0	0	0	0	18	58.1	8	25.8	0	0	31.6	35.3	
12:00	39	0	7	1	8	11	6	3	2	1	0	0	0	23	59	12	30.8	3	7.7	31.2	38.9	
13:00	23	0	0	0	10	4	5	2	2	0	0	0	0	13	56.5	9	39.1	2	8.7	32.9	40.3	
14:00	51	0	1	6	17	8	14	4	1	0	0	0	0	27	52.9	19	37.3	1	2	31.5	37.8	
15:00	33	0	0	5	10	9	4	2	2	0	1	0	0	18	54.5	9	27.3	3	9.1	32.4	37.1	
16:00	25	0	0	2	5	3	6	3	3	2	1	0	0	18	72	15	60	6	24	37.5	48.6	
17:00	31	0	0	1	1	4	5	7	4	3	3	1	0	29	93.5	25	80.6	13	41.9	44.7	55.4	
18:00	7	0	0	0	0	0	1	1	2	3	0	0	0	7	100	7	100	5	71.4	47.6	-	
19:00	7	0	0	0	2	1	2	1	0	1	0	0	0	5	71.4	4	57.1	1	14.3	36.4	-	
20:00	5	0	0	0	2	2	0	0	1	0	0	0	0	3	60	1	20	1	20	33.3	-	
21:00	2	0	0	0	0	0	1	1	0	0	0	0	0	2	100	2	100	0	0	38.9	-	
22:00	1	0	0	0	1	0	0	0	0	0	0	0	0	0	0	0	0	0	0	28.7	-	
23:00	3	0	1	1	1	0	0	0	0	0	0	0	0	0	0	0	0	0	0	22.4	-	
07-19	361	1	12	40	97	76	71	29	17	10	5	1	0	211	58.4	135	37.4	35	9.7	33.1	41	
06-22	376	1	12	40	101	79	74	32	18	11	5	1	0	222	59	143	38	37	9.8	33.2	41	
06-00	380	1	13	41	103	79	74	32	18	11	5	1	0	222	58.4	143	37.6	37	9.7	33.1	41	
00-00	391	2	15	45	103	82	75	32	18	11	5	1	0	226	57.8	144	36.8	37	9.5	32.8	40.7	

40720 Dublin ATCs										Site	3 Location Access Road , 60 metres West of Roundabout (N53.24677, W6.19.666)																
22 September 2011					to					28 September 2011					Direction Eastbound					Speed Limit (PSL)		ACPO (SL1)		DFT (SL2)		Mean	85%ile
Time Period	Total Vehicles	0	15	20	25	30	35	40	45	50	55	60	65	70	30	30	35	35	45	45	Mean	85%ile					
		15	20	25	30	35	40	45	50	55	60	65	70	75			ACPO	ACPO	DFT	DFT	Speed	Speed					
<b>28 September 2011</b>																											
0000	3	0	1	1	1	0	0	0	0	0	0	0	0	0	0	0	0	0	0	0	22.5	-					
01:00	1	0	1	0	0	0	0	0	0	0	0	0	0	0	0	0	0	0	0	0	17.4	-					
02:00	4	0	2	0	2	0	0	0	0	0	0	0	0	0	0	0	0	0	0	0	22.6	-					
03:00	0	0	0	0	0	0	0	0	0	0	0	0	0	0	0	0	0	0	0	0	-	-					
04:00	4	0	0	1	1	1	1	0	0	0	0	0	0	0	2	50	1	25	0	0	29.9	-					
05:00	5	0	2	2	1	0	0	0	0	0	0	0	0	0	0	0	0	0	0	0	21.2	-					
06:00	1	0	0	0	0	0	0	0	0	0	1	0	0	0	1	100	1	100	1	100	55.1	-					
07:00	3	0	0	0	1	1	0	0	1	0	0	0	0	0	2	66.7	1	33.3	1	33.3	35.1	-					
08:00	42	0	0	10	8	15	8	1	0	0	0	0	0	0	24	57.1	9	21.4	0	0	30.2	35.6					
09:00	42	0	0	7	8	16	4	4	2	1	0	0	0	0	27	64.3	11	26.2	3	7.1	32.4	41					
10:00	26	0	1	4	10	7	2	1	1	0	0	0	0	0	11	42.3	4	15.4	1	3.8	29.9	34.2					
11:00	45	0	5	6	7	15	8	3	0	0	1	0	0	0	27	60	12	26.7	1	2.2	30.8	35.6					
12:00	35	1	2	1	16	7	6	1	1	0	0	0	0	0	15	42.9	8	22.9	1	2.9	29.6	36					
13:00	33	0	0	6	9	10	4	3	1	0	0	0	0	0	18	54.5	8	24.2	1	3	31.4	38.2					
14:00	36	0	1	7	9	10	5	3	0	1	0	0	0	0	19	52.8	9	25	1	2.8	30.7	37.1					
15:00	39	0	1	3	12	11	5	4	1	2	0	0	0	0	23	59	12	30.8	3	7.7	32.8	40.3					
16:00	36	0	0	2	5	8	7	4	6	0	2	1	1	0	29	80.6	21	58.3	10	27.8	39	49					
17:00	21	0	1	0	1	4	5	5	4	1	0	0	0	0	19	90.5	15	71.4	5	23.8	38.7	45.4					
18:00	11	0	0	0	1	2	1	2	4	0	1	0	0	0	10	90.9	8	72.7	5	45.5	42	49.3					
19:00	12	0	0	0	3	2	3	2	1	1	0	0	0	0	9	75	7	58.3	2	16.7	37.1	42.5					
20:00	3	0	0	0	0	3	0	0	0	0	0	0	0	0	3	100	0	0	0	0	33.6	-					
21:00	1	0	0	0	1	0	0	0	0	0	0	0	0	0	0	0	0	0	0	0	25.1	-					
22:00	1	0	0	0	0	0	0	0	0	0	1	0	0	0	1	100	1	100	1	100	59.2	-					
23:00	0	0	0	0	0	0	0	0	0	0	0	0	0	0	0	0	0	0	0	0	0	0					
07-19	369	1	11	46	87	106	55	31	21	5	4	1	1	0	224	60.7	118	32	32	8.7	32.6	40.3					
06-22	386	1	11	46	91	111	58	33	22	6	5	1	1	0	237	61.4	126	32.6	35	9.1	32.8	40.7					
06-00	387	1	11	46	91	111	58	33	22	6	6	1	1	0	238	61.5	127	32.8	36	9.3	32.9	40.7					
00-00	404	1	17	50	96	112	59	33	22	6	6	1	1	0	240	59.4	128	31.7	36	8.9	32.5	40.3					

40720 Dublin ATCs										Site	3										Location	Access Road , 60 metres West of Roundabout (N53.24677, W6.19.666)									
22 September 2011					to					28 September 2011					Direction	Eastbound					Speed Limit (PSL)		ACPO (SL1)		DFT (SL2)		Mean	85%ile			
Time Period	Total Vehicles	0	15	20	25	30	35	40	45	50	55	60	65	70	30	30	35	35	45	45	Mean	85%ile									
		15	20	25	30	35	40	45	50	55	60	65	70	75			ACPO	ACPO	DFT	DFT	Speed	Speed									
<b>Average Day</b>																															
0000	1	0	0	1	0	0	0	0	0	0	0	0	0	0	1	40	0	10	0	0	27.2	-									
01:00	1	0	0	0	0	0	0	0	0	0	0	0	0	0	1	50	0	12.5	0	0	27.3	-									
02:00	2	0	1	0	1	0	0	0	0	0	0	0	0	0	0	21.4	0	7.1	0	0	26.1	-									
03:00	1	0	0	0	0	1	0	0	0	0	0	0	0	0	1	80	0	30	0	10	35.1	-									
04:00	2	0	0	0	1	0	0	0	0	0	0	0	0	0	1	28.6	0	7.1	0	0	25.6	-									
05:00	2	0	0	1	0	0	0	0	0	0	0	0	0	0	0	13.3	0	6.7	0	0	22.1	-									
06:00	1	0	0	0	0	0	0	0	0	0	0	0	0	0	1	57.1	0	42.9	0	28.6	38.2	-									
07:00	6	0	0	0	2	1	1	1	0	0	0	0	0	0	3	60	2	35	0	5	33.5	-									
08:00	29	0	1	8	9	6	5	1	0	0	0	0	0	0	12	40.3	6	21.4	0	0	28.9	35.6									
09:00	31	0	2	3	7	11	6	2	0	0	0	0	0	0	19	62.5	9	27.8	1	2.3	31.4	37.1									
10:00	28	0	0	4	8	7	5	3	1	0	0	0	0	0	16	55.1	9	31.3	1	3	31.7	38.9									
11:00	31	0	1	9	6	9	4	2	0	0	0	0	0	0	15	48.6	7	20.9	1	1.8	29.7	36.7									
12:00	30	0	2	2	9	8	5	1	1	0	0	0	0	0	16	53.8	8	27.4	2	5.3	31.3	38.5									
13:00	25	0	1	3	8	6	4	2	1	0	0	0	0	0	13	53.2	7	28.3	1	3.5	31.4	38.5									
14:00	30	0	1	4	8	7	7	2	1	0	0	0	0	0	17	55.7	10	31.9	1	3.8	31.6	38.2									
15:00	28	0	0	3	7	7	5	2	1	0	0	0	0	0	17	61	10	34.4	2	7.2	32.7	40.3									
16:00	25	0	1	2	3	6	5	2	3	2	1	1	0	0	20	77.8	13	53.4	6	25.6	37.6	49.3									
17:00	17	0	0	0	1	1	3	4	3	2	1	0	0	0	15	90.8	14	82.4	7	40.3	42.7	51.5									
18:00	6	0	0	0	1	1	1	1	2	1	0	0	0	0	6	86.7	4	66.7	3	42.2	40.9	-									
19:00	7	0	0	0	2	2	2	1	0	0	0	0	0	0	5	72.5	3	47.1	1	7.8	35.2	-									
20:00	3	0	0	0	1	1	0	0	0	0	0	0	0	0	2	70	1	30	0	10	33.6	-									
21:00	2	0	0	0	0	0	0	0	0	0	0	0	0	0	1	76.9	1	69.2	1	30.8	40.2	-									
22:00	1	0	0	0	0	0	0	0	0	0	0	0	0	0	1	70	1	40	0	10	35.1	-									
23:00	2	0	0	1	0	0	0	0	0	0	0	0	0	0	0	25	0	8.3	0	0	25.7	-									
07-19	287	1	9	39	70	71	51	23	14	6	2	1	0	0	169	58.9	98	34.3	24	8.4	32.6	40.3									
06-22	300	1	9	39	73	74	54	24	14	7	3	1	0	0	178	59.5	104	34.8	26	8.6	32.7	40.7									
06-00	303	1	9	40	74	75	55	24	14	7	3	1	0	0	180	59.3	105	34.7	26	8.5	32.7	40.3									
00-00	313	1	10	42	76	77	56	24	14	7	3	1	0	0	183	58.5	106	33.9	26	8.3	32.5	40.3									



40720 Dublin ATCs Site 3 Location Access Road , 60 metres West of Roundabout (N53.24677, W6.19.666)  
 22 September 2011 to 28 September 2011 Direction Westbound

TIME PERIOD	TOTAL VEHICLES	MOTOR-CYCLES	CARS OR CAR-BASED LGV	LIGHT GOODS VEHICLES	BUSES	TWO AXLE, SIX TYRE, RIGID	THREE AXLE RIGID	FOUR OR MORE AXLE RIGID	FOUR OR LESS AXLE ARTIC	FIVE AXLE ARTIC	SIX OR MORE AXLE ARTIC	FIVE OR LESS AXLE MULTI-TRAILER ARTIC	SIX AXLE MULTI-TRAILER ARTIC	SEVEN OR MORE AXLE ARTIC
22 September 2011														
00:00	0	0	0	0	0	0	0	0	0	0	0	0	0	0
01:00	0	0	0	0	0	0	0	0	0	0	0	0	0	0
02:00	0	0	0	0	0	0	0	0	0	0	0	0	0	0
03:00	3	0	1	0	0	0	0	0	2	0	0	0	0	0
04:00	0	0	0	0	0	0	0	0	0	0	0	0	0	0
05:00	0	0	0	0	0	0	0	0	0	0	0	0	0	0
06:00	6	0	5	0	0	0	1	0	0	0	0	0	0	0
07:00	42	0	30	4	0	1	1	0	6	0	0	0	0	0
08:00	34	1	21	3	0	0	2	0	7	0	0	0	0	0
09:00	24	1	6	2	0	0	3	0	9	0	2	1	0	0
10:00	36	0	13	7	0	0	0	0	14	0	0	2	0	0
11:00	33	1	11	1	0	0	2	0	14	1	1	2	0	0
12:00	38	0	19	1	1	0	1	0	14	0	0	2	0	0
13:00	23	0	7	2	0	0	0	0	13	0	0	1	0	0
14:00	36	0	8	7	0	0	1	0	19	0	0	1	0	0
15:00	37	1	12	3	0	0	2	0	17	0	0	2	0	0
16:00	20	0	4	5	0	0	0	0	9	1	0	1	0	0
17:00	4	0	0	0	0	1	1	0	2	0	0	0	0	0
18:00	2	0	2	0	0	0	0	0	0	0	0	0	0	0
19:00	5	0	4	0	0	0	0	0	1	0	0	0	0	0
20:00	4	0	2	0	0	0	1	0	1	0	0	0	0	0
21:00	3	0	3	0	0	0	0	0	0	0	0	0	0	0
22:00	3	0	3	0	0	0	0	0	0	0	0	0	0	0
23:00	2	0	2	0	0	0	0	0	0	0	0	0	0	0
07-19	329	4	133	35	1	2	13	0	124	2	3	12	0	0
06-22	347	4	147	35	1	2	15	0	126	2	3	12	0	0
06-00	352	4	152	35	1	2	15	0	126	2	3	12	0	0
00-00	355	4	153	35	1	2	15	0	128	2	3	12	0	0

For inspection purposes only. Consent of copyright owner required for any other use.

40720 Dublin ATCs Site 3 Location Access Road , 60 metres West of Roundabout (N53.24677, W6.19.666)  
 22 September 2011 to 28 September 2011 Direction Westbound

TIME PERIOD	TOTAL VEHICLES	MOTOR-CYCLES	CARS OR CAR-BASED LGV	LIGHT GOODS VEHICLES	BUSES	TWO AXLE, SIX TYRE, RIGID	THREE AXLE RIGID	FOUR OR MORE AXLE RIGID	FOUR OR LESS AXLE ARTIC	FIVE AXLE ARTIC	SIX OR MORE AXLE ARTIC	FIVE OR LESS AXLE MULTI-TRAILER ARTIC	SIX AXLE MULTI-TRAILER ARTIC	SEVEN OR MORE AXLE ARTIC
<b>23 September 2011</b>														
00:00	2	0	2	0	0	0	0	0	0	0	0	0	0	0
01:00	2	0	2	0	0	0	0	0	0	0	0	0	0	0
02:00	2	0	2	0	0	0	0	0	0	0	0	0	0	0
03:00	3	0	1	0	0	0	0	0	2	0	0	0	0	0
04:00	4	0	4	0	0	0	0	0	0	0	0	0	0	0
05:00	3	0	2	0	0	0	0	0	0	0	0	1	0	0
06:00	10	0	9	0	0	0	0	0	1	0	0	0	0	0
07:00	33	1	16	2	0	0	2	0	7	0	1	4	0	0
08:00	42	1	23	10	0	0	0	0	7	0	0	1	0	0
09:00	45	0	19	7	0	0	1	0	17	0	0	0	0	1
10:00	39	0	13	3	0	0	0	0	19	1	1	2	0	0
11:00	39	0	16	1	0	0	0	0	19	0	1	2	0	0
12:00	39	1	11	2	0	1	2	0	21	0	0	1	0	0
13:00	48	0	14	5	1	0	1	0	23	1	0	2	0	1
14:00	35	1	5	5	0	0	3	0	17	0	2	2	0	0
15:00	18	0	5	4	0	0	1	0	7	0	1	0	0	0
16:00	17	0	5	1	0	0	0	0	9	0	0	1	0	1
17:00	14	0	10	0	0	0	1	0	1	0	2	0	0	0
18:00	4	0	3	0	0	0	0	0	1	0	0	0	0	0
19:00	2	0	1	0	0	0	0	0	1	0	0	0	0	0
20:00	2	0	2	0	0	0	0	0	0	0	0	0	0	0
21:00	0	0	0	0	0	0	0	0	0	0	0	0	0	0
22:00	1	0	1	0	0	0	0	0	0	0	0	0	0	0
23:00	1	0	1	0	0	0	0	0	0	0	0	0	0	0
07-19	373	4	140	40	1	1	11	0	148	2	8	15	0	3
06-22	387	4	152	40	1	1	11	0	150	2	8	15	0	3
06-00	389	4	154	40	1	1	11	0	150	2	8	15	0	3
00-00	405	4	167	40	1	1	11	0	152	2	8	16	0	3

For inspection purposes only. Consent of copyright owner required for any other use.

40720 Dublin ATCs Site 3 Location Access Road , 60 metres West of Roundabout (N53.24677, W6.19.666)  
 22 September 2011 to 28 September 2011 Direction Westbound

TIME PERIOD	TOTAL VEHICLES	MOTOR-CYCLES	CARS OR CAR-BASED LGV	LIGHT GOODS VEHICLES	BUSES	TWO AXLE, SIX TYRE, RIGID	THREE AXLE RIGID	FOUR OR MORE AXLE RIGID	FOUR OR LESS AXLE ARTIC	FIVE AXLE ARTIC	SIX OR MORE AXLE ARTIC	FIVE OR LESS AXLE MULTI-TRAILER ARTIC	SIX AXLE MULTI-TRAILER ARTIC	SEVEN OR MORE AXLE ARTIC
24 September 2011														
00:00	0	0	0	0	0	0	0	0	0	0	0	0	0	0
01:00	0	0	0	0	0	0	0	0	0	0	0	0	0	0
02:00	2	0	1	0	0	0	0	0	1	0	0	0	0	0
03:00	2	0	1	0	0	0	0	0	1	0	0	0	0	0
04:00	1	0	1	0	0	0	0	0	0	0	0	0	0	0
05:00	0	0	0	0	0	0	0	0	0	0	0	0	0	0
06:00	7	0	6	0	0	0	1	0	0	0	0	0	0	0
07:00	4	1	3	0	0	0	0	0	0	0	0	0	0	0
08:00	4	0	2	0	0	0	1	0	1	0	0	0	0	0
09:00	5	0	5	0	0	0	0	0	0	0	0	0	0	0
10:00	7	0	6	0	0	0	0	0	1	0	0	0	0	0
11:00	4	0	1	0	0	0	0	0	2	0	0	1	0	0
12:00	4	0	1	1	0	0	0	0	2	0	0	0	0	0
13:00	2	0	1	0	0	0	0	0	1	0	0	0	0	0
14:00	2	0	2	0	0	0	0	0	0	0	0	0	0	0
15:00	1	0	1	0	0	0	0	0	0	0	0	0	0	0
16:00	0	0	0	0	0	0	0	0	0	0	0	0	0	0
17:00	2	0	2	0	0	0	0	0	0	0	0	0	0	0
18:00	1	0	1	0	0	0	0	0	0	0	0	0	0	0
19:00	1	0	1	0	0	0	0	0	0	0	0	0	0	0
20:00	3	0	3	0	0	0	0	0	0	0	0	0	0	0
21:00	0	0	0	0	0	0	0	0	0	0	0	0	0	0
22:00	0	0	0	0	0	0	0	0	0	0	0	0	0	0
23:00	0	0	0	0	0	0	0	0	0	0	0	0	0	0
07-19	36	1	25	1	0	0	1	0	7	0	0	1	0	0
06-22	47	1	35	1	0	0	2	0	7	0	0	1	0	0
06-00	47	1	35	1	0	0	2	0	7	0	0	1	0	0
00-00	52	1	38	1	0	0	2	0	9	0	0	1	0	0

For inspection purposes only. Consent of copyright owner required for any other use.

40720 Dublin ATCs Site 3 Location Access Road , 60 metres West of Roundabout (N53.24677, W6.19.666)  
 22 September 2011 to 28 September 2011 Direction Westbound

TIME PERIOD	TOTAL VEHICLES	MOTOR-CYCLES	CARS OR CAR-BASED LGV	LIGHT GOODS VEHICLES	BUSES	TWO AXLE, SIX TYRE, RIGID	THREE AXLE RIGID	FOUR OR MORE AXLE RIGID	FOUR OR LESS AXLE ARTIC	FIVE AXLE ARTIC	SIX OR MORE AXLE ARTIC	FIVE OR LESS AXLE MULTI-TRAILER ARTIC	SIX AXLE MULTI-TRAILER ARTIC	SEVEN OR MORE AXLE ARTIC
25 September 2011														
0000	0	0	0	0	0	0	0	0	0	0	0	0	0	0
01:00	1	0	0	0	0	0	1	0	0	0	0	0	0	0
02:00	0	0	0	0	0	0	0	0	0	0	0	0	0	0
03:00	1	0	1	0	0	0	0	0	0	0	0	0	0	0
04:00	0	0	0	0	0	0	0	0	0	0	0	0	0	0
05:00	0	0	0	0	0	0	0	0	0	0	0	0	0	0
06:00	2	0	2	0	0	0	0	0	0	0	0	0	0	0
07:00	1	0	1	0	0	0	0	0	0	0	0	0	0	0
08:00	1	0	1	0	0	0	0	0	0	0	0	0	0	0
09:00	0	0	0	0	0	0	0	0	0	0	0	0	0	0
10:00	0	0	0	0	0	0	0	0	0	0	0	0	0	0
11:00	1	0	1	0	0	0	0	0	0	0	0	0	0	0
12:00	1	0	1	0	0	0	0	0	0	0	0	0	0	0
13:00	2	0	2	0	0	0	0	0	0	0	0	0	0	0
14:00	0	0	0	0	0	0	0	0	0	0	0	0	0	0
15:00	2	0	2	0	0	0	0	0	0	0	0	0	0	0
16:00	0	0	0	0	0	0	0	0	0	0	0	0	0	0
17:00	1	0	1	0	0	0	0	0	0	0	0	0	0	0
18:00	1	0	1	0	0	0	0	0	0	0	0	0	0	0
19:00	6	0	5	0	0	0	0	0	0	0	0	1	0	0
20:00	2	0	2	0	0	0	0	0	0	0	0	0	0	0
21:00	0	0	0	0	0	0	0	0	0	0	0	0	0	0
22:00	5	0	5	0	0	0	0	0	0	0	0	0	0	0
23:00	2	0	2	0	0	0	0	0	0	0	0	0	0	0
07-19	10	0	10	0	0	0	0	0	0	0	0	0	0	0
06-22	20	0	19	0	0	0	0	0	0	0	0	1	0	0
06-00	27	0	26	0	0	0	0	0	0	0	0	1	0	0
00-00	29	0	27	0	0	0	1	0	0	0	0	1	0	0

For inspection purposes only. Consent of copyright owner required for any other use.



40720 Dublin ATCs Site 3 Location Access Road , 60 metres West of Roundabout (N53.24677, W6.19.666)  
 22 September 2011 to 28 September 2011 Direction Westbound

TIME PERIOD	TOTAL VEHICLES	MOTOR-CYCLES	CARS OR CAR-BASED LGV	LIGHT GOODS VEHICLES	BUSES	TWO AXLE, SIX TYRE, RIGID	THREE AXLE RIGID	FOUR OR MORE AXLE RIGID	FOUR OR LESS AXLE ARTIC	FIVE AXLE ARTIC	SIX OR MORE AXLE ARTIC	FIVE OR LESS AXLE MULTI-TRAILER ARTIC	SIX AXLE MULTI-TRAILER ARTIC	SEVEN OR MORE AXLE ARTIC
<b>26 September 2011</b>														
00:00	1	0	1	0	0	0	0	0	0	0	0	0	0	0
01:00	2	0	2	0	0	0	0	0	0	0	0	0	0	0
02:00	1	0	1	0	0	0	0	0	0	0	0	0	0	0
03:00	1	0	1	0	0	0	0	0	0	0	0	0	0	0
04:00	3	0	3	0	0	0	0	0	0	0	0	0	0	0
05:00	7	0	7	0	0	0	0	0	0	0	0	0	0	0
06:00	7	1	4	1	0	0	1	0	0	0	0	0	0	0
07:00	21	0	14	2	0	0	0	0	5	0	0	0	0	0
08:00	32	0	15	7	0	0	1	0	6	0	1	2	0	0
09:00	30	0	10	7	0	0	1	0	9	1	0	1	0	1
10:00	32	0	10	7	0	0	2	0	10	1	0	2	0	0
11:00	32	0	14	3	0	0	0	0	14	1	0	0	0	0
12:00	39	0	12	6	0	0	1	0	17	1	0	2	0	0
13:00	33	0	8	3	0	0	3	0	16	1	2	0	0	0
14:00	24	0	8	4	0	0	0	0	12	0	0	0	0	0
15:00	26	0	7	4	0	1	0	0	11	0	0	3	0	0
16:00	31	0	12	8	0	1	0	1	8	0	0	0	0	1
17:00	11	0	4	0	0	1	1	0	2	0	1	1	0	1
18:00	6	0	3	1	0	0	0	0	2	0	0	0	0	0
19:00	4	0	4	0	0	0	0	0	0	0	0	0	0	0
20:00	3	0	3	0	0	0	0	0	0	0	0	0	0	0
21:00	1	0	1	0	0	0	0	0	0	0	0	0	0	0
22:00	1	0	1	0	0	0	0	0	0	0	0	0	0	0
23:00	3	0	3	0	0	0	0	0	0	0	0	0	0	0
07-19	317	0	117	52	0	3	9	1	112	5	4	11	0	3
06-22	332	1	129	53	0	3	10	1	112	5	4	11	0	3
06-00	336	1	133	53	0	3	10	1	112	5	4	11	0	3
00-00	351	1	148	53	0	3	10	1	112	5	4	11	0	3

For inspection purposes only. Consent of copyright owner required for any other use.

40720 Dublin ATCs Site 3 Location Access Road , 60 metres West of Roundabout (N53.24677, W6.19.666)  
 22 September 2011 to 28 September 2011 Direction Westbound

TIME PERIOD	TOTAL VEHICLES	MOTOR-CYCLES	CARS OR CAR-BASED LGV	LIGHT GOODS VEHICLES	BUSES	TWO AXLE, SIX TYRE, RIGID	THREE AXLE RIGID	FOUR OR MORE AXLE RIGID	FOUR OR LESS AXLE ARTIC	FIVE AXLE ARTIC	SIX OR MORE AXLE ARTIC	FIVE OR LESS AXLE MULTI-TRAILER ARTIC	SIX AXLE MULTI-TRAILER ARTIC	SEVEN OR MORE AXLE ARTIC
<b>27 September 2011</b>														
00:00	3	0	3	0	0	0	0	0	0	0	0	0	0	0
01:00	2	0	2	0	0	0	0	0	0	0	0	0	0	0
02:00	2	0	1	0	0	0	0	0	1	0	0	0	0	0
03:00	2	0	1	0	0	0	0	0	1	0	0	0	0	0
04:00	2	0	2	0	0	0	0	0	0	0	0	0	0	0
05:00	1	0	1	0	0	0	0	0	0	0	0	0	0	0
06:00	6	0	5	0	0	0	1	0	0	0	0	0	0	0
07:00	33	3	20	2	0	0	4	0	3	0	0	1	0	0
08:00	38	0	23	9	0	0	2	0	3	0	0	1	0	0
09:00	47	0	26	4	0	0	1	0	11	1	0	2	0	2
10:00	23	0	8	3	0	0	2	0	9	1	0	0	0	0
11:00	38	0	15	5	0	0	1	0	13	0	1	2	0	1
12:00	35	0	10	8	0	0	1	0	16	0	0	0	0	0
13:00	36	0	15	3	0	0	1	0	13	0	1	3	0	0
14:00	44	0	15	8	1	0	2	0	17	0	1	0	0	0
15:00	27	0	4	3	1	0	1	0	17	1	0	0	0	0
16:00	18	0	6	4	0	1	0	0	7	0	0	0	0	0
17:00	9	0	5	0	0	0	0	0	3	0	0	1	0	0
18:00	3	0	1	0	0	0	0	0	2	0	0	0	0	0
19:00	6	0	5	0	0	0	0	0	0	0	0	1	0	0
20:00	5	0	4	1	0	0	0	0	0	0	0	0	0	0
21:00	1	0	1	0	0	0	0	0	0	0	0	0	0	0
22:00	2	0	2	0	0	0	0	0	0	0	0	0	0	0
23:00	3	0	3	0	0	0	0	0	0	0	0	0	0	0
07-19	351	3	148	49	2	1	15	0	114	3	3	10	0	3
06-22	369	3	163	50	2	1	16	0	114	3	3	11	0	3
06-00	374	3	168	50	2	1	16	0	114	3	3	11	0	3
00-00	386	3	178	50	2	1	16	0	116	3	3	11	0	3

Consent of copyright owner required for any other use.

40720 Dublin ATCs Site 3 Location Access Road , 60 metres West of Roundabout (N53.24677, W6.19.666)  
 22 September 2011 to 28 September 2011 Direction Westbound

TIME PERIOD	TOTAL VEHICLES	MOTOR-CYCLES	CARS OR CAR-BASED LGV	LIGHT GOODS VEHICLES	BUSES	TWO AXLE, SIX TYRE, RIGID	THREE AXLE RIGID	FOUR OR MORE AXLE RIGID	FOUR OR LESS AXLE ARTIC	FIVE AXLE ARTIC	SIX OR MORE AXLE ARTIC	FIVE OR LESS AXLE MULTI-TRAILER ARTIC	SIX AXLE MULTI-TRAILER ARTIC	SEVEN OR MORE AXLE ARTIC
<b>28 September 2011</b>														
00:00	3	0	3	0	0	0	0	0	0	0	0	0	0	0
01:00	0	0	0	0	0	0	0	0	0	0	0	0	0	0
02:00	4	0	4	0	0	0	0	0	0	0	0	0	0	0
03:00	1	0	0	0	0	0	0	0	0	0	0	1	0	0
04:00	4	0	3	0	0	0	0	0	1	0	0	0	0	0
05:00	5	0	5	0	0	0	0	0	0	0	0	0	0	0
06:00	6	0	4	0	0	0	2	0	0	0	0	0	0	0
07:00	30	0	21	2	0	0	0	0	6	0	0	0	0	1
08:00	31	0	17	3	0	0	3	0	8	0	0	0	0	0
09:00	38	1	19	3	0	0	2	0	10	0	0	1	0	2
10:00	33	0	11	3	0	0	1	0	17	0	0	1	0	0
11:00	49	0	27	3	0	0	0	0	14	2	0	3	0	0
12:00	40	0	16	3	0	2	2	0	17	0	0	0	0	0
13:00	35	0	11	5	0	0	2	0	15	0	0	2	0	0
14:00	36	0	14	6	0	0	1	0	14	0	0	1	0	0
15:00	38	0	11	6	0	1	2	0	16	0	0	2	0	0
16:00	28	1	16	4	0	0	0	0	7	0	0	0	0	0
17:00	12	0	2	1	1	0	1	0	6	1	0	0	0	0
18:00	8	0	3	0	0	0	0	0	5	0	0	0	0	0
19:00	7	0	5	0	0	0	0	0	1	0	1	0	0	0
20:00	1	0	1	0	0	0	0	0	0	0	0	0	0	0
21:00	0	0	0	0	0	0	0	0	0	0	0	0	0	0
22:00	2	0	2	0	0	0	0	0	0	0	0	0	0	0
23:00	0	0	0	0	0	0	0	0	0	0	0	0	0	0
07-19	378	2	168	39	1	3	14	0	135	3	0	10	0	3
06-22	392	2	178	39	1	3	16	0	136	3	1	10	0	3
06-00	394	2	180	39	1	3	16	0	136	3	1	10	0	3
00-00	411	2	195	39	1	3	16	0	137	3	1	11	0	3

For inspection purposes only. Consent of copyright owner required for any other use.

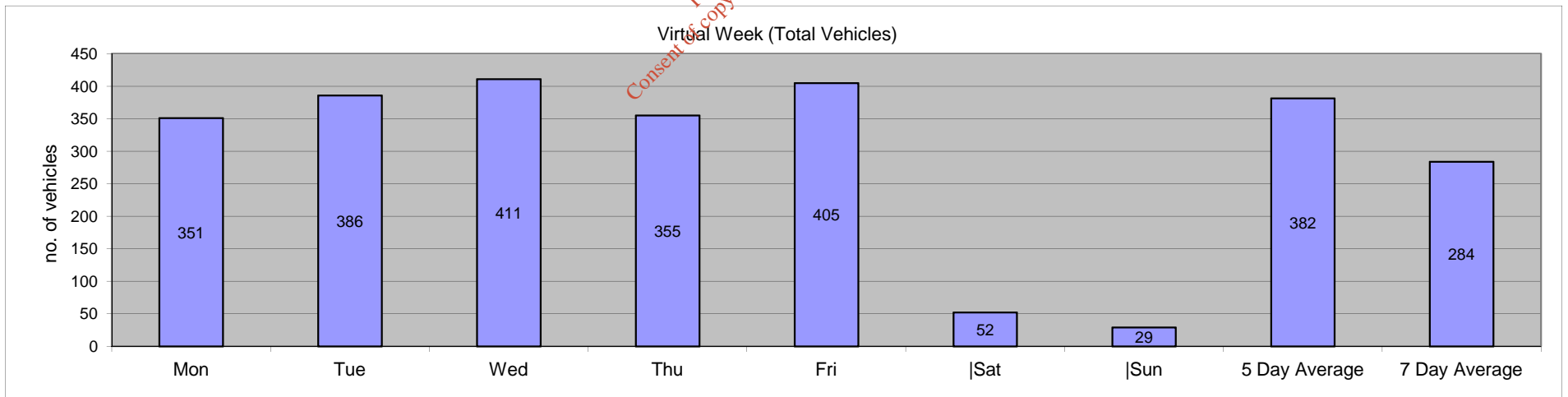
40720 Dublin ATCs Site 3 Location Access Road , 60 metres West of Roundabout (N53.24677, W6.19.666)  
 22 September 2011 to 28 September 2011 Direction Westbound

TIME PERIOD	TOTAL VEHICLES	MOTOR-CYCLES	CARS OR CAR-BASED LGV	LIGHT GOODS VEHICLES	BUSES	TWO AXLE, SIX TYRE, RIGID	THREE AXLE RIGID	FOUR OR MORE AXLE RIGID	FOUR OR LESS AXLE ARTIC	FIVE AXLE ARTIC	SIX OR MORE AXLE ARTIC	FIVE OR LESS AXLE MULTI-TRAILER ARTIC	SIX AXLE MULTI-TRAILER ARTIC	SEVEN OR MORE AXLE ARTIC
<b>Average Day</b>														
00:00	1	0	1	0	0	0	0	0	0	0	0	0	0	0
01:00	1	0	1	0	0	0	0	0	0	0	0	0	0	0
02:00	2	0	1	0	0	0	0	0	0	0	0	0	0	0
03:00	2	0	1	0	0	0	0	0	1	0	0	0	0	0
04:00	2	0	2	0	0	0	0	0	0	0	0	0	0	0
05:00	2	0	2	0	0	0	0	0	0	0	0	0	0	0
06:00	6	0	5	0	0	0	1	0	0	0	0	0	0	0
07:00	23	1	15	2	0	0	1	0	4	0	0	1	0	0
08:00	26	0	15	5	0	0	1	0	5	0	0	1	0	0
09:00	27	0	12	3	0	0	1	0	8	0	0	1	0	1
10:00	24	0	9	3	0	0	1	0	10	0	0	1	0	0
11:00	28	0	12	2	0	0	0	0	11	1	0	1	0	0
12:00	28	0	10	3	0	0	1	0	12	0	0	1	0	0
13:00	26	0	8	3	0	0	1	0	12	0	0	1	0	0
14:00	25	0	7	4	0	0	1	0	11	0	0	1	0	0
15:00	21	0	6	3	0	0	1	0	10	0	0	1	0	0
16:00	16	0	6	3	0	0	0	0	6	0	0	0	0	0
17:00	8	0	3	0	0	0	1	0	2	0	0	0	0	0
18:00	4	0	2	0	0	0	0	0	1	0	0	0	0	0
19:00	4	0	4	0	0	0	0	0	0	0	0	0	0	0
20:00	3	0	2	0	0	0	0	0	0	0	0	0	0	0
21:00	1	0	1	0	0	0	0	0	0	0	0	0	0	0
22:00	2	0	2	0	0	0	0	0	0	0	0	0	0	0
23:00	2	0	2	0	0	0	0	0	0	0	0	0	0	0
07-19	256	2	106	31	1	1	9	0	91	2	3	8	0	2
06-22	271	2	118	31	1	1	10	0	92	2	3	9	0	2
06-00	274	2	121	31	1	1	10	0	92	2	3	9	0	2
00-00	284	2	129	31	1	1	10	0	93	2	3	9	0	2

For inspection purposes only. Consent of copyright owner required for any other use.

40720 Dublin ATCs Site 3 Location Access Road , 60 metres West of Roundabout (N53.24677, W6.19.666)  
 22 September 2011 to 28 September 2011 Direction Westbound

TIME PERIOD	TOTAL VEHICLES	MOTOR-CYCLES	CARS OR CAR-BASED LGV	LIGHT GOODS VEHICLES	BUSES	TWO AXLE, SIX TYRE, RIGID	THREE AXLE RIGID	FOUR OR MORE AXLE RIGID	FOUR OR LESS AXLE ARTIC	FIVE AXLE ARTIC	SIX OR MORE AXLE ARTIC	FIVE OR LESS AXLE MULTI-TRAILER ARTIC	SIX AXLE MULTI-TRAILER ARTIC	SEVEN OR MORE AXLE ARTIC
<b>Virtual Week (1)</b>														
Mon	351	1	148	53	0	3	10	1	112	5	4	11	0	3
Tue	386	3	178	50	2	1	16	0	116	3	3	11	0	3
Wed	411	2	195	39	1	3	16	0	137	3	1	11	0	3
Thu	355	4	153	35	1	2	15	0	128	2	3	12	0	0
Fri	405	4	167	40	1	1	11	0	152	2	8	16	0	3
Sat	52	1	38	1	0	0	2	0	9	0	0	1	0	0
Sun	29	0	27	0	0	0	1	0	0	0	0	1	0	0
<b>5 Day Average</b>														
[--]	382	3	168	43	1	2	14	0	129	3	4	12	0	2
<b>7 Day Average</b>														
[--]	284	2	129	31	1	1	10	0	93	2	3	9	0	2
<b>Total Vehicles</b>														
[--]	1989	15	906	218	5	10	71	1	654	15	19	63	0	12



**Average Weekday Day**

40720 Dublin ATCs										Site	3 Location Access Road , 60 metres West of Roundabout (N53.24677, W6.19.666)												
22 September 2011					to					28 September 2011					Direction Westbound								
Time Period	Total Vehicles	Speed Bins										Speed Limit (PSL)		ACPO (SL1)		DFT (SL2)		Mean Speed	85%ile Speed				
		0 15	15 20	20 25	25 30	30 35	35 40	40 45	45 50	50 55	55 60	60 65	65 70	70 75	30	30	35			35	45	45	
<b>22 September 2011</b>																							
0000	0	0	0	0	0	0	0	0	0	0	0	0	0	0	0	0	0	0	0	0	-	-	
01:00	0	0	0	0	0	0	0	0	0	0	0	0	0	0	0	0	0	0	0	0	0	-	-
02:00	0	0	0	0	0	0	0	0	0	0	0	0	0	0	0	0	0	0	0	0	0	-	-
03:00	3	0	0	0	2	0	0	1	0	0	0	0	0	0	1	33.3	1	33.3	0	0	32.4	-	
04:00	0	0	0	0	0	0	0	0	0	0	0	0	0	0	0	0	0	0	0	0	0	-	-
05:00	0	0	0	0	0	0	0	0	0	0	0	0	0	0	0	0	0	0	0	0	0	-	-
06:00	6	0	0	0	1	2	0	2	1	0	0	0	0	0	5	83.3	3	50	1	16.7	38.1	-	
07:00	42	0	0	1	4	17	13	5	2	0	0	0	0	0	37	88.1	20	47.6	2	4.8	35.6	40.3	
08:00	34	1	1	0	3	6	13	6	3	1	0	0	0	0	29	85.3	23	67.6	4	11.8	35.9	43.6	
09:00	24	0	0	5	3	7	3	2	3	1	0	0	0	0	16	66.7	9	37.5	4	16.7	34.2	44.6	
10:00	36	0	0	3	3	9	15	5	1	0	0	0	0	0	30	83.3	21	58.3	1	2.8	34.7	40.3	
11:00	33	2	1	1	4	10	11	4	0	0	0	0	0	0	25	75.8	15	45.5	0	0	32.4	39.6	
12:00	38	0	0	0	5	11	15	6	1	0	0	0	0	0	33	86.8	22	57.9	1	2.6	36.2	40.3	
13:00	23	0	1	1	2	3	11	5	0	0	0	0	0	0	19	82.6	16	69.6	0	0	35.8	41.4	
14:00	36	0	0	0	3	11	10	10	2	0	0	0	0	0	33	91.7	22	61.1	2	5.6	36.9	43.6	
15:00	37	0	1	4	3	6	15	5	3	0	0	0	0	0	29	78.4	23	62.2	3	8.1	35.8	41.4	
16:00	20	0	0	1	0	6	6	4	3	0	0	0	0	0	19	95	13	65	3	15	37.9	44.3	
17:00	4	1	0	0	0	2	1	0	0	0	0	0	0	0	3	75	1	25	0	0	29	-	
18:00	2	0	0	0	0	0	1	1	0	0	0	0	0	0	2	100	2	100	0	0	39.3	-	
19:00	5	0	0	0	2	1	1	1	0	0	0	0	0	0	3	60	2	40	0	0	33.1	-	
20:00	4	0	0	0	1	1	1	1	0	0	0	0	0	0	3	75	2	50	0	0	34.4	-	
21:00	3	0	0	0	0	0	1	2	0	0	0	0	0	0	3	100	3	100	0	0	43	-	
22:00	3	0	0	0	1	2	0	0	0	0	0	0	0	0	2	66.7	0	0	0	0	30.9	-	
23:00	2	0	0	0	0	2	0	0	0	0	0	0	0	0	2	100	0	0	0	0	30.7	-	
07-19	329	4	4	16	30	88	114	53	18	2	0	0	0	0	275	83.6	187	56.8	20	6.1	35.4	41.4	
06-22	347	4	4	16	34	92	117	59	19	2	0	0	0	0	289	83.3	197	56.8	21	6.1	35.5	41.4	
06-00	352	4	4	16	35	96	117	59	19	2	0	0	0	0	293	83.2	197	56	21	6	35.4	41.4	
00-00	355	4	4	16	37	96	117	60	19	2	0	0	0	0	294	82.8	198	55.8	21	5.9	35.4	41.4	

40720 Dublin ATCs																Site	3		Location Access Road , 60 metres West of Roundabout (N53.24677, W6.19.666)												
22 September 2011		to														28 September 2011		Direction		Westbound		Speed Limit (PSL)					ACPO (SL1)		DFT (SL2)		
Time Period	Total Vehicles	0	15	20	25	30	Speed Bins			35	40	45	50	55	60	65	70	75	30	30	35	35	45	45	Mean Speed	85%ile Speed					
		15	20	25	30	35	40	45	50	55	60	65	70	75					ACPO	ACPO	DFT	DFT									
<b>23 September 2011</b>																															
0000	2	0	0	1	0	1	0	0	0	0	0	0	0	0	0	0	0	0	1	50	0	0	0	0	28.2	-					
01:00	2	0	0	0	0	2	0	0	0	0	0	0	0	0	0	0	0	0	2	100	0	0	0	0	32.2	-					
02:00	2	0	0	1	1	0	0	0	0	0	0	0	0	0	0	0	0	0	0	0	0	0	0	0	24.3	-					
03:00	3	0	0	0	1	1	1	0	0	0	0	0	0	0	0	0	0	0	2	66.7	1	33.3	0	0	34.4	-					
04:00	4	0	0	1	3	0	0	0	0	0	0	0	0	0	0	0	0	0	0	0	0	0	0	0	26.7	-					
05:00	3	0	0	2	0	0	1	0	0	0	0	0	0	0	0	0	0	0	1	33.3	1	33.3	0	0	27.6	-					
06:00	10	0	0	0	1	1	4	1	2	1	0	0	0	0	0	0	0	0	9	90	8	80	3	30	39.4	-					
07:00	33	0	3	3	3	6	13	3	1	1	0	0	0	0	0	0	0	0	24	72.7	18	54.5	2	6.1	33.9	40					
08:00	42	0	0	3	8	12	7	7	5	0	0	0	0	0	0	0	0	0	31	73.8	19	45.2	5	11.9	35.8	41.8					
09:00	45	0	2	1	7	13	14	4	4	0	0	0	0	0	0	0	0	0	35	77.8	22	48.9	4	8.9	34.9	40					
10:00	39	0	0	1	7	11	15	5	0	0	0	0	0	0	0	0	0	0	31	79.5	20	51.3	0	0	34.9	40					
11:00	39	0	0	2	3	16	13	5	0	0	0	0	0	0	0	0	0	0	34	87.2	18	46.2	0	0	34.5	39.2					
12:00	39	0	1	1	4	10	14	6	3	0	0	0	0	0	0	0	0	0	33	84.6	23	59	3	7.7	35.3	40.7					
13:00	48	0	5	1	11	9	14	6	1	1	0	0	0	0	0	0	0	0	31	64.6	22	45.8	2	4.2	33	40.3					
14:00	35	0	0	5	6	9	11	3	0	1	0	0	0	0	0	0	0	0	24	68.6	15	42.9	1	2.9	33.4	38.9					
15:00	18	0	0	0	1	7	3	6	1	0	0	0	0	0	0	0	0	0	17	94.4	10	55.6	1	5.6	36.7	41.4					
16:00	17	0	0	1	4	4	6	2	0	0	0	0	0	0	0	0	0	0	12	70.6	8	47.1	0	0	33.8	38.9					
17:00	14	0	0	2	0	10	1	1	0	0	0	0	0	0	0	0	0	0	12	85.7	2	14.3	0	0	32.6	34.2					
18:00	4	0	0	0	0	2	1	1	0	0	0	0	0	0	0	0	0	0	4	100	2	50	0	0	36.1	-					
19:00	2	0	0	0	0	1	0	1	0	0	0	0	0	0	0	0	0	0	2	100	1	50	0	0	36.9	-					
20:00	2	0	0	0	0	0	2	0	0	0	0	0	0	0	0	0	0	0	2	100	2	100	0	0	36	-					
21:00	0	0	0	0	0	0	0	0	0	0	0	0	0	0	0	0	0	0	0	0	0	0	0	0	-	-					
22:00	1	0	0	0	0	0	1	0	0	0	0	0	0	0	0	0	0	0	1	100	1	100	0	0	37.2	-					
23:00	1	0	0	0	1	0	0	0	0	0	0	0	0	0	0	0	0	0	0	0	0	0	0	0	28.1	-					
07-19	373	0	11	20	54	109	112	49	15	2	1	0	0	0	0	0	0	0	288	77.2	179	48	18	4.8	34.5	40.3					
06-22	387	0	11	20	55	111	118	51	17	3	1	0	0	0	0	0	0	0	301	77.8	190	49.1	21	5.4	34.6	40.7					
06-00	389	0	11	20	56	111	119	51	17	3	1	0	0	0	0	0	0	0	302	77.6	191	49.1	21	5.4	34.6	40.7					
00-00	405	0	11	25	61	115	121	51	17	3	1	0	0	0	0	0	0	0	308	76	193	47.7	21	5.2	34.4	40.3					

40720 Dublin ATCs																Site	3	Location Access Road , 60 metres West of Roundabout (N53.24677, W6.19.666)													
22 September 2011		to														28 September 2011		Direction	Westbound	Speed Limit (PSL)					ACPO (SL1)		DFT (SL2)			Mean	85%ile
Time Period	Total Vehicles	0 15	15 20	20 25	25 30	30 35	35 40	40 45	45 50	50 55	55 60	60 65	65 70	70 75	30	30	35 ACPO	35 ACPO	45 DFT	45 DFT	Speed	Speed									
<b>24 September 2011</b>																															
0000	0	0	0	0	0	0	0	0	0	0	0	0	0	0	0	0	0	0	0	0	-	-									
01:00	0	0	0	0	0	0	0	0	0	0	0	0	0	0	0	0	0	0	0	0	-	-									
02:00	2	0	0	0	0	1	1	0	0	0	0	0	0	0	2	100	1	50	0	0	36	-									
03:00	2	0	0	0	1	1	0	0	0	0	0	0	0	0	1	50	0	0	0	0	29	-									
04:00	1	0	0	0	0	1	0	0	0	0	0	0	0	0	1	100	0	0	0	0	33.3	-									
05:00	0	0	0	0	0	0	0	0	0	0	0	0	0	0	0	0	0	0	0	0	-	-									
06:00	7	0	0	0	1	3	0	0	3	0	0	0	0	0	6	85.7	3	42.9	3	42.9	38.8	-									
07:00	4	0	1	0	0	2	0	1	0	0	0	0	0	0	3	75	1	25	0	0	32.4	-									
08:00	4	0	0	0	2	0	0	1	1	0	0	0	0	0	2	50	2	50	1	25	36.9	-									
09:00	5	0	0	0	1	1	2	1	0	0	0	0	0	0	4	80	3	60	0	0	34.5	-									
10:00	7	0	0	0	1	1	4	1	0	0	0	0	0	0	6	85.7	5	71.4	0	0	37.1	-									
11:00	4	0	0	1	0	0	2	1	0	0	0	0	0	0	3	75	3	75	0	0	34.3	-									
12:00	4	0	0	0	0	1	2	1	0	0	0	0	0	0	4	100	3	75	0	0	37.8	-									
13:00	2	0	0	0	0	0	1	0	1	0	0	0	0	0	2	100	2	100	1	50	41.4	-									
14:00	2	0	0	0	0	0	0	2	0	0	0	0	0	0	2	100	2	100	0	0	40.9	-									
15:00	1	0	0	1	0	0	0	0	0	0	0	0	0	0	0	0	0	0	0	0	21.4	-									
16:00	0	0	0	0	0	0	0	0	0	0	0	0	0	0	0	0	0	0	0	0	-	-									
17:00	2	0	0	0	0	1	1	0	0	0	0	0	0	0	2	100	1	50	0	0	33.4	-									
18:00	1	0	0	0	0	1	0	0	0	0	0	0	0	0	1	100	0	0	0	0	30	-									
19:00	1	0	0	0	1	0	0	0	0	0	0	0	0	0	0	0	0	0	0	0	25.7	-									
20:00	3	0	0	0	0	3	0	0	0	0	0	0	0	0	3	100	0	0	0	0	34	-									
21:00	0	0	0	0	0	0	0	0	0	0	0	0	0	0	0	0	0	0	0	0	-	-									
22:00	0	0	0	0	0	0	0	0	0	0	0	0	0	0	0	0	0	0	0	0	-	-									
23:00	0	0	0	0	0	0	0	0	0	0	0	0	0	0	0	0	0	0	0	0	-	-									
07-19	36	0	1	2	4	7	12	8	2	0	0	0	0	0	29	80.6	22	61.1	2	5.6	35.6	41.4									
06-22	47	0	1	2	6	13	12	8	5	0	0	0	0	0	38	80.9	25	53.2	5	10.6	35.7	43.9									
06-00	47	0	1	2	6	13	12	8	5	0	0	0	0	0	38	80.9	25	53.2	5	10.6	35.7	43.9									
00-00	52	0	1	2	7	16	13	8	5	0	0	0	0	0	42	80.8	26	50	5	9.6	35.4	41.4									



40720 Dublin ATCs																Site	3	Location Access Road , 60 metres West of Roundabout (N53.24677, W6.19.666)													
22 September 2011		to														28 September 2011		Direction	Westbound	Speed Limit (PSL)					ACPO (SL1)		DFT (SL2)			Mean	85%ile
Time Period	Total Vehicles	0 15	15 20	20 25	25 30	30 35	35 40	40 45	45 50	50 55	55 60	60 65	65 70	70 75	30	30	35 ACPO	35 ACPO	45 DFT	45 DFT	Speed	Speed									
<b>25 September 2011</b>																															
0000	0	0	0	0	0	0	0	0	0	0	0	0	0	0	0	0	0	0	0	0	-	-									
01:00	1	0	0	0	1	0	0	0	0	0	0	0	0	0	0	0	0	0	0	0	26.5	-									
02:00	0	0	0	0	0	0	0	0	0	0	0	0	0	0	0	0	0	0	0	0	-	-									
03:00	1	0	0	0	1	0	0	0	0	0	0	0	0	0	0	0	0	0	0	0	25.2	-									
04:00	0	0	0	0	0	0	0	0	0	0	0	0	0	0	0	0	0	0	0	0	-	-									
05:00	0	0	0	0	0	0	0	0	0	0	0	0	0	0	0	0	0	0	0	0	-	-									
06:00	2	0	0	0	1	0	1	0	0	0	0	0	0	0	1	50	1	50	0	0	33.1	-									
07:00	1	0	0	0	0	1	0	0	0	0	0	0	0	0	1	100	0	0	0	0	34.1	-									
08:00	1	0	0	0	0	0	0	1	0	0	0	0	0	0	1	100	1	100	0	0	44.1	-									
09:00	0	0	0	0	0	0	0	0	0	0	0	0	0	0	0	0	0	0	0	0	-	-									
10:00	0	0	0	0	0	0	0	0	0	0	0	0	0	0	0	0	0	0	0	0	-	-									
11:00	1	0	0	0	0	1	0	0	0	0	0	0	0	0	1	100	0	0	0	0	34.3	-									
12:00	1	0	0	0	0	0	0	1	0	0	0	0	0	0	1	100	1	100	0	0	40.9	-									
13:00	2	0	0	0	0	0	2	0	0	0	0	0	0	0	2	100	2	100	0	0	36.8	-									
14:00	0	0	0	0	0	0	0	0	0	0	0	0	0	0	0	0	0	0	0	0	-	-									
15:00	2	0	0	0	0	0	0	2	0	0	0	0	0	0	2	100	2	100	0	0	42.3	-									
16:00	0	0	0	0	0	0	0	0	0	0	0	0	0	0	0	0	0	0	0	0	-	-									
17:00	1	0	0	0	0	0	1	0	0	0	0	0	0	0	1	100	1	100	0	0	39.9	-									
18:00	1	0	0	0	0	0	1	0	0	0	0	0	0	0	1	100	1	100	0	0	39.6	-									
19:00	6	0	0	1	3	0	1	0	1	0	0	0	0	0	2	33.3	2	33.3	1	16.7	31.3	-									
20:00	2	0	0	0	0	1	1	0	0	0	0	0	0	0	2	100	1	50	0	0	36	-									
21:00	0	0	0	0	0	0	0	0	0	0	0	0	0	0	0	0	0	0	0	0	-	-									
22:00	5	0	0	1	2	1	1	0	0	0	0	0	0	0	2	40	1	20	0	0	30.5	-									
23:00	2	0	0	2	0	0	0	0	0	0	0	0	0	0	0	0	0	0	0	0	23.3	-									
07-19	10	0	0	0	0	2	4	4	0	0	0	0	0	0	10	100	8	80	0	0	39.1	-									
06-22	20	0	0	1	4	3	7	4	1	0	0	0	0	0	15	75	12	60	1	5	35.9	40.7									
06-00	27	0	0	4	6	4	8	4	1	0	0	0	0	0	17	63	13	48.1	1	3.7	33.9	40									
00-00	29	0	0	4	8	4	8	4	1	0	0	0	0	0	17	58.6	13	44.8	1	3.4	33.4	40									

40720 Dublin ATCs																Site	3		Location Access Road , 60 metres West of Roundabout (N53.24677, W6.19.666)													
22 September 2011		to														28 September 2011		Direction	Westbound													
Time Period	Total Vehicles	Speed Bins														Speed Limit (PSL)		ACPO (SL1)		DFT (SL2)		Mean Speed	85%ile Speed									
		0 15	15 20	20 25	25 30	30 35	35 40	40 45	45 50	50 55	55 60	60 65	65 70	70 75	30	30	35 ACPO	35 ACPO	45 DFT	45 DFT												
<b>26 September 2011</b>																																
0000	1	0	0	1	0	0	0	0	0	0	0	0	0	0	0	0	0	0	0	24.1	-											
01:00	2	0	0	2	0	0	0	0	0	0	0	0	0	0	0	0	0	0	0	22.6	-											
02:00	1	0	0	0	1	0	0	0	0	0	0	0	0	0	0	0	0	0	0	28.4	-											
03:00	1	0	0	0	1	0	0	0	0	0	0	0	0	0	0	0	0	0	0	25.5	-											
04:00	3	0	0	2	1	0	0	0	0	0	0	0	0	0	0	0	0	0	0	25.8	-											
05:00	7	0	3	2	1	0	1	0	0	0	0	0	0	0	0	1	14.3	1	14.3	23.2	-											
06:00	7	0	1	0	1	1	1	2	1	0	0	0	0	0	5	71.4	4	57.1	1	14.3	35.8	-										
07:00	21	0	1	0	4	4	8	3	1	0	0	0	0	0	16	76.2	12	57.1	1	4.8	34.9	40										
08:00	32	0	0	2	4	6	10	4	3	3	0	0	0	0	26	81.3	20	62.5	6	18.8	37.5	45.7										
09:00	30	1	3	0	4	6	9	6	0	1	0	0	0	0	22	73.3	16	53.3	1	3.3	34.1	42.1										
10:00	32	0	0	1	3	10	6	8	4	0	0	0	0	0	28	87.5	18	56.3	4	12.5	36.8	43.2										
11:00	32	0	0	2	4	8	13	3	1	1	0	0	0	0	26	81.3	18	56.3	2	6.3	35.4	40										
12:00	39	1	0	1	6	15	10	5	1	0	0	0	0	0	31	79.5	16	41	1	2.6	33.8	38.2										
13:00	33	0	0	2	5	7	13	6	0	0	0	0	0	0	26	78.8	19	57.6	0	0	35.2	40.3										
14:00	24	0	0	1	2	2	8	6	4	1	0	0	0	0	21	87.5	19	79.2	5	20.8	39.3	45.7										
15:00	26	0	0	0	2	7	10	6	0	0	1	0	0	0	24	92.3	17	65.4	1	3.8	37.5	40.7										
16:00	31	0	0	0	9	9	8	4	0	1	0	0	0	0	22	71	13	41.9	1	3.2	34.3	40										
17:00	11	1	0	4	5	0	1	0	0	0	0	0	0	0	1	9.1	1	9.1	0	0	26	27.7										
18:00	6	0	0	0	0	0	4	2	0	0	0	0	0	0	6	100	6	100	0	0	39.6	-										
19:00	4	0	0	1	2	0	0	1	0	0	0	0	0	0	1	25	1	25	0	0	29.8	-										
20:00	3	0	0	2	1	0	0	0	0	0	0	0	0	0	0	0	0	0	0	0	23.6	-										
21:00	1	0	0	0	1	0	0	0	0	0	0	0	0	0	0	0	0	0	0	0	27.9	-										
22:00	1	0	0	1	0	0	0	0	0	0	0	0	0	0	0	0	0	0	0	0	23.2	-										
23:00	3	0	1	2	0	0	0	0	0	0	0	0	0	0	0	0	0	0	0	0	22.4	-										
07-19	317	3	4	13	48	74	100	53	14	7	1	0	0	0	249	78.5	175	55.2	22	6.9	35.5	42.1										
06-22	332	3	5	16	53	75	101	56	15	7	1	0	0	0	255	76.8	180	54.2	23	6.9	35.3	42.1										
06-00	336	3	6	19	53	75	101	56	15	7	1	0	0	0	255	75.9	180	53.6	23	6.8	35.1	42.1										
00-00	351	3	9	26	57	75	102	56	15	7	1	0	0	0	256	72.9	181	51.6	23	6.6	34.7	41.8										

40720 Dublin ATCs										Site	3										Location		Access Road , 60 metres West of Roundabout (N53.24677, W6.19.666)									
22 September 2011					to					28 September 2011					Direction					Westbound					Speed Limit (PSL)		ACPO (SL1)		DFT (SL2)		Mean	85%ile
Time Period	Total Vehicles	0	15	20	25	30	35	40	45	50	55	60	65	70	75	30	30	35	35	45	45	Mean	85%ile									
		15	20	25	30	35	40	45	50	55	60	65	70	75			ACPO	ACPO	DFT	DFT	Speed	Speed										
<b>27 September 2011</b>																																
0000	3	0	0	2	1	0	0	0	0	0	0	0	0	0	0	0	0	0	0	0	0	24.2	-									
01:00	2	0	1	1	0	0	0	0	0	0	0	0	0	0	0	0	0	0	0	0	0	19.2	-									
02:00	2	1	0	0	0	1	0	0	0	0	0	0	0	0	0	1	50	0	0	0	0	22.5	-									
03:00	2	0	0	1	0	0	0	1	0	0	0	0	0	0	0	1	50	1	50	0	0	31.7	-									
04:00	2	0	1	1	0	0	0	0	0	0	0	0	0	0	0	0	0	0	0	0	0	21.3	-									
05:00	1	0	0	1	0	0	0	0	0	0	0	0	0	0	0	0	0	0	0	0	0	21.4	-									
06:00	6	0	0	0	0	0	1	4	1	0	0	0	0	0	0	6	100	6	100	1	16.7	42.6	-									
07:00	33	0	0	4	5	4	8	8	4	0	0	0	0	0	0	24	72.7	20	60.6	4	12.1	36.2	43.9									
08:00	38	0	0	0	2	6	9	14	5	0	2	0	0	0	0	36	94.7	30	78.9	7	18.4	40.4	45									
09:00	47	0	3	6	7	12	12	7	0	0	0	0	0	0	0	31	66	19	40.4	0	0	32.5	39.6									
10:00	23	0	0	1	4	3	8	5	2	0	0	0	0	0	0	18	78.3	15	65.2	2	8.7	36	41									
11:00	38	0	0	4	6	5	19	3	1	0	0	0	0	0	0	28	73.7	23	60.5	1	2.6	34.5	39.6									
12:00	35	0	1	1	3	16	7	7	0	0	0	0	0	0	0	30	85.7	14	40	0	0	34.5	41									
13:00	36	0	4	5	1	7	8	8	3	0	0	0	0	0	0	26	72.2	19	52.8	3	8.3	34.2	42.1									
14:00	44	0	0	3	6	17	11	5	1	0	0	0	0	0	0	35	79.5	18	40.9	2	4.5	34.4	40									
15:00	27	0	0	0	1	8	10	6	2	0	0	0	0	0	0	26	96.3	18	66.7	2	7.4	38.1	42.5									
16:00	18	0	0	2	0	5	5	4	2	0	0	0	0	0	0	16	88.9	11	61.1	2	11.1	36.6	44.3									
17:00	9	0	0	2	0	5	0	2	0	0	0	0	0	0	0	7	77.8	2	22.2	0	0	33.3	-									
18:00	3	0	0	0	0	0	2	0	1	0	0	0	0	0	0	3	100	3	100	1	33.3	40.3	-									
19:00	6	0	0	2	2	1	1	0	0	0	0	0	0	0	0	2	33.3	1	16.7	0	0	29.1	-									
20:00	5	0	1	0	1	2	1	0	0	0	0	0	0	0	0	3	60	1	20	0	0	29.6	-									
21:00	1	0	0	0	0	0	1	0	0	0	0	0	0	0	0	1	100	1	100	0	0	35.2	-									
22:00	2	0	0	0	2	0	0	0	0	0	0	0	0	0	0	0	0	0	0	0	0	28.3	-									
23:00	3	0	0	0	3	0	0	0	0	0	0	0	0	0	0	0	0	0	0	0	0	27.1	-									
07-19	351	0	8	28	35	88	99	69	21	1	2	0	0	0	0	280	79.8	192	54.7	24	6.8	35.5	42.1									
06-22	369	0	9	30	38	91	103	73	22	1	2	0	0	0	0	292	79.1	201	54.5	25	6.8	35.4	42.1									
06-00	374	0	9	30	43	91	103	73	22	1	2	0	0	0	0	292	78.1	201	53.7	25	6.7	35.3	42.1									
00-00	386	1	11	36	44	92	103	74	22	1	2	0	0	0	0	294	76.2	202	52.3	25	6.5	35	42.1									

40720 Dublin ATCs																Site	3		Location Access Road , 60 metres West of Roundabout (N53.24677, W6.19.666)													
22 September 2011		to														28 September 2011		Direction	Westbound													
Time Period	Total Vehicles	Speed Bins														Speed Limit (PSL)		ACPO (SL1)		DFT (SL2)		Mean Speed	85%ile Speed									
		0 15	15 20	20 25	25 30	30 35	35 40	40 45	45 50	50 55	55 60	60 65	65 70	70 75	30	30	35	35	45	45												
<b>28 September 2011</b>																																
0000	3	0	0	1	2	0	0	0	0	0	0	0	0	0	0	0	0	0	0	24.5	-											
01:00	0	0	0	0	0	0	0	0	0	0	0	0	0	0	0	0	0	0	0	-	-											
02:00	4	0	0	4	0	0	0	0	0	0	0	0	0	0	0	0	0	0	0	23.6	-											
03:00	1	0	0	0	0	0	1	0	0	0	0	0	0	0	0	1	100	1	100	0	0	38.3	-									
04:00	4	0	0	2	0	2	0	0	0	0	0	0	0	0	0	2	50	0	0	0	0	28	-									
05:00	5	1	1	1	1	1	0	0	0	0	0	0	0	0	1	20	0	0	0	0	0	23.3	-									
06:00	6	0	0	0	0	0	3	1	1	1	0	0	0	0	6	100	6	100	2	33.3	43.1	-										
07:00	30	0	0	1	4	6	8	8	2	1	0	0	0	0	25	83.3	19	63.3	3	10	37.1	42.1										
08:00	31	0	0	0	2	7	13	5	1	2	1	0	0	0	29	93.5	22	71	4	12.9	38.3	43.6										
09:00	38	0	2	6	11	5	9	3	2	0	0	0	0	0	19	50	14	36.8	2	5.3	30.7	38.5										
10:00	33	0	0	1	6	3	10	10	2	0	1	0	0	0	26	78.8	23	69.7	3	9.1	37.1	43.2										
11:00	49	0	1	4	4	15	17	3	3	2	0	0	0	0	40	81.6	25	51	5	10.2	34.8	40.7										
12:00	40	0	0	1	1	11	13	10	4	0	0	0	0	0	38	95	27	67.5	4	10	37.7	43.2										
13:00	35	0	0	6	9	7	8	4	1	0	0	0	0	0	20	57.1	13	37.1	1	2.9	32.6	40										
14:00	36	0	0	1	10	12	7	4	1	1	0	0	0	0	25	69.4	13	36.1	2	5.6	33.7	40.3										
15:00	38	0	2	1	4	5	14	8	3	1	0	0	0	0	31	81.6	26	68.4	4	10.5	36.2	42.1										
16:00	28	2	1	0	1	14	5	4	0	0	0	1	0	0	24	85.7	10	35.7	1	3.6	33.5	40.3										
17:00	12	0	0	0	2	3	4	2	0	1	0	0	0	0	10	83.3	7	58.3	1	8.3	36.7	40.3										
18:00	8	0	0	0	1	1	3	0	2	0	1	0	0	0	7	87.5	6	75	3	37.5	41.4	-										
19:00	7	0	0	1	2	1	2	1	0	0	0	0	0	0	4	57.1	3	42.9	0	0	32.2	-										
20:00	1	0	0	0	1	0	0	0	0	0	0	0	0	0	0	0	0	0	0	0	25.7	-										
21:00	0	0	0	0	0	0	0	0	0	0	0	0	0	0	0	0	0	0	0	0	-	-										
22:00	2	0	0	0	0	1	1	0	0	0	0	0	0	0	2	100	1	50	0	0	33.4	-										
23:00	0	0	0	0	0	0	0	0	0	0	0	0	0	0	0	0	0	0	0	0	0	0										
07-19	378	2	6	21	55	89	111	61	21	8	3	1	0	0	294	77.8	205	54.2	33	8.7	35.3	41.8										
06-22	392	2	6	22	58	90	116	63	22	9	3	1	0	0	304	77.6	214	54.6	35	8.9	35.4	41.8										
06-00	394	2	6	22	58	91	117	63	22	9	3	1	0	0	306	77.7	215	54.6	35	8.9	35.3	41.8										
00-00	411	3	7	30	61	94	118	63	22	9	3	1	0	0	310	75.4	216	52.6	35	8.5	34.9	41.8										

40720 Dublin ATCs										Site	3 Location Access Road , 60 metres West of Roundabout (N53.24677, W6.19.666)												
22 September 2011					to					28 September 2011					Direction Westbound								
Time Period	Total Vehicles	Speed Bins										Speed Limit (PSL)		ACPO (SL1)		DFT (SL2)		Mean Speed	85%ile Speed				
		0 15	15 20	20 25	25 30	30 35	35 40	40 45	45 50	50 55	55 60	60 65	65 70	70 75	30	30	35			35	45	45	
<b>Average Day</b>																							
0000	1	0	0	1	0	0	0	0	0	0	0	0	0	0	0	0	11.1	0	0	0	0	25.2	-
01:00	1	0	0	0	0	0	0	0	0	0	0	0	0	0	0	0	28.6	0	0	0	0	24.9	-
02:00	2	0	0	1	0	0	0	0	0	0	0	0	0	0	0	0	27.3	0	9.1	0	0	26.2	-
03:00	2	0	0	0	1	0	0	0	0	0	0	0	0	0	0	1	46.2	1	30.8	0	0	31.6	-
04:00	2	0	0	1	1	0	0	0	0	0	0	0	0	0	0	0	21.4	0	0	0	0	26.6	-
05:00	2	0	1	1	0	0	0	0	0	0	0	0	0	0	0	0	18.8	0	12.5	0	0	24	-
06:00	6	0	0	0	1	1	1	1	1	0	0	0	0	0	0	5	86.4	4	70.5	2	25	39.2	-
07:00	23	0	1	1	3	6	7	4	1	0	0	0	0	0	0	19	79.3	13	54.9	2	7.3	35.5	41.8
08:00	26	0	0	1	3	5	7	5	3	1	0	0	0	0	0	22	84.6	17	64.3	4	14.8	37.6	44.6
09:00	27	0	1	3	5	6	7	3	1	0	0	0	0	0	0	18	67.2	12	43.9	2	5.8	33.2	40.3
10:00	24	0	0	1	3	5	8	5	1	0	0	0	0	0	0	20	81.8	15	60	1	5.9	35.9	41.4
11:00	28	0	0	2	3	8	11	3	1	0	0	0	0	0	0	22	80.1	15	52	1	4.1	34.4	40
12:00	28	0	0	1	3	9	9	5	1	0	0	0	0	0	0	24	86.7	15	54.1	1	4.6	35.6	41.4
13:00	26	0	1	2	4	5	8	4	1	0	0	0	0	0	0	18	70.4	13	52	1	3.9	34.1	40.7
14:00	25	0	0	1	4	7	7	4	1	1	0	0	0	0	0	20	79.1	13	50.3	2	6.8	35.3	41.4
15:00	21	0	0	1	2	5	7	5	1	0	0	0	0	0	0	18	86.6	14	64.4	2	7.4	36.7	42.1
16:00	16	0	0	1	2	5	4	3	1	0	0	0	0	0	0	13	81.6	8	48.2	1	6.1	35	41.8
17:00	8	0	0	1	1	3	1	1	0	0	0	0	0	0	0	5	67.9	2	28.3	0	1.9	32.2	-
18:00	4	0	0	0	0	1	2	1	0	0	0	0	0	0	0	3	96	3	80	1	16	39.3	-
19:00	4	0	0	1	2	1	1	1	0	0	0	0	0	0	0	2	45.2	1	32.3	0	3.2	31.4	-
20:00	3	0	0	0	1	1	1	0	0	0	0	0	0	0	0	2	65	1	30	0	0	31.4	-
21:00	1	0	0	0	0	0	0	0	0	0	0	0	0	0	0	1	80	1	80	0	0	38.4	-
22:00	2	0	0	0	1	1	0	0	0	0	0	0	0	0	0	1	50	0	21.4	0	0	30.6	-
23:00	2	0	0	1	1	0	0	0	0	0	0	0	0	0	0	0	18.2	0	0	0	0	25.9	-
07-19	256	1	5	14	32	65	79	42	13	3	1	0	0	0	0	204	79.4	138	54	17	6.6	35.3	41.4
06-22	271	1	5	15	35	68	82	45	14	3	1	0	0	0	0	213	78.9	146	53.8	19	6.9	35.3	41.8
06-00	274	1	5	16	37	69	82	45	14	3	1	0	0	0	0	215	78.3	146	53.3	19	6.8	35.2	41.8
00-00	284	2	6	20	39	70	83	45	14	3	1	0	0	0	0	217	76.5	147	51.7	19	6.6	34.9	41.4



# Classification Schemes

## Scheme F Classification Scheme (Non-metric)

Scheme F is an attempt to implement the FHWA's visual classification scheme as an axle-based classification scheme. This is one of several interpretations.

Class	Vehicle Type	No. of Axles	Axle spacing in feet				
			Axle 1 to 2	Axle 2 to 3	Axle 3 to 4	Axle 4 to 5	Axle 5 to 6
1	motorcycle	2	<6.0				
2	passenger car	2	6.0 - 10.0				
	car + 1 axle trailer	3	<10.0	10.0 - 18.0			
	car + 2 axle trailer	4	<10.0		<3.5		
3	pickup	2	10.0 - 15.0				
	pickup + 1 axle trailer	3	10.0 - 15.0	10.0 - 18.0			
	pickup + 2 axle trailer	4	10.0 - 15.0		<3.5		
	pickup + 3 axle trailer	5	9.9 - 15.0			<3.5	
4	bus	2	>20.0				
	bus	3	>19.0				
5	single unit truck - dual rear axle	2	14.9 - 20.0			<3.5	
6	3 axle truck	3		<18.0			
7	4 axle truck	4					
8	2S1	3		>18.0			
	2S2	4		>5.0	>3.5		
	3S1	4		<5.0	>10.0		
9	3S2	5		<6.1		3.5 - 8.0	
	5 axle combination	5					
10	6 axle combination	6			3.5 - 5.0		
	3S3	6					
11	2S1-2	5		>6.0			
12	3S1-2	6					>10.0
13	truck	7 or more					