



System Procedure  
 Monthly Status Report  
 Mogeely WWTP, July 2013

Issue Code:	PMS
Date of Issue:	21/06/2013
Originator:	Owen Rea
Authorised by:	



Mogeely Waste Water Treatment Plant

Operational Report  
 For  
 July 2013

*For inspection purposes only.  
 Consent of copyright owner required for any other use.*

DATE	DESCRIPTION	REV. No.	APPROVED BY	ISSUED BY
21/1/13	Initial Issue	0	Barry O'Toole	Owen Rea



System Procedure  
 Monthly Status Report  
 Mogeely WWTP, July 2013

Issue Code:	PMS
Date of Issue:	21/06/2013
Originator:	Owen Rea
Authorised by:	

<b>1. INTRODUCTION .....</b>	<b>3</b>
<b>2. EXECUTIVE SUMMARY .....</b>	<b>3</b>
<b>3. GRAPHICAL PRESENTATION OF DATA .....</b>	<b>5</b>
<b>4. COMMENTS ON ANALYSIS RESULTS .....</b>	<b>13</b>
<b>5. PROCESS OPERATIONAL CHANGES .....</b>	<b>14</b>
<b>6. HEALTH &amp; SAFETY ISSUES .....</b>	<b>15</b>
<b>7. OPERATIONAL MAINTENANCE ISSUES .....</b>	<b>16</b>
<b>8. COMPLAINTS REGISTER.....</b>	<b>17</b>
<b>9. EQUIPMENT CALIBRATION RECORDS.....</b>	<b>18</b>
<b>10. WASTE &amp; SLUDGE DISPOSAL RECORDS .....</b>	<b>19</b>
<b>11. ANALYSIS RESULTS FOR RAW INFLUENT, SETTLED SEWAGE &amp; FINAL EFFLUENT .....</b>	<b>20</b>

For inspection purposes only.  
 Consent of copyright owner required for any other use.

## 1. Introduction

This report covers the period of July 2013 for the operation of Mogeely Waste Water Treatment Plant by EPS on behalf of Cork County Council.

EPS commenced the operate contract for the Mogeely WWTP on 20<sup>th</sup> May 2013.

This is the 2<sup>nd</sup> report submitted to client since commencement of operations by EPS.

The format of this report conforms to the requirements of the PMS for WWTP.

## 2. Executive Summary

This report summarizes the operation and maintenance, as well as performance, of the treatment plant at Mogeely for the month of July 2013.

<b>Inlet Flow</b>	Total	2407	m3/day
	Max	83	m3/day
	Min	70	m3/day
	Ave	78	m3/day
	% DWF	58%	
	Ave PE	388	PE/day

<b>Outlet Flow</b>	Total	2396	m3/day
	Max	110	m3/day
	Min	60	m3/day
	Ave	80	m3/day

<b>Biological Loading</b>	Ave Conc	179.20	mg/l
	Ave Load	13.9	kgBOD/day
	% Design	38.6%	
	Ave PE	231.9	PE/day

0 No.screening bin removed from site during the month.

Routine maintenance is carried out in accordance with the daily and weekly checks.

There were no accidents on site during July.

Plant flows were normal entering the plant during the month.



**System Procedure  
Monthly Status Report  
Mogeely WWTP, July 2013**

Issue Code:	PMS
Date of Issue:	21/06/2013
Originator:	Owen Rea
Authorised by:	

**Analysis**

EPS staff performed on-site analysis and an external laboratory performed BOD analysis. The results can be summarised as follows:

**Average Influent Concentrations:**

Parameter	BOD mg/l O <sub>2</sub>	COD mg/l O <sub>2</sub>	pH	SS mg/l	Ammonia mg/l	TP- mg/l P
Average	179.20	591.00	7.16	600.40	20.70	5.06

**Average Final Effluent Concentrations:**

Parameter	BOD mg/l O <sub>2</sub>	COD mg/l O <sub>2</sub>	pH	SS mg/l	Ammonia mg/l	TP- mg/l P
Average	2.25	12.80	7.30	11.00	2.06	0.34

Analysis results for the month showed compliance with the requirements of the contract.

The plant is operating satisfactorily

For inspection purposes only.  
Consent of copyright owner required for any other use.

### 3. Graphical Presentation of Data

ARP4/1

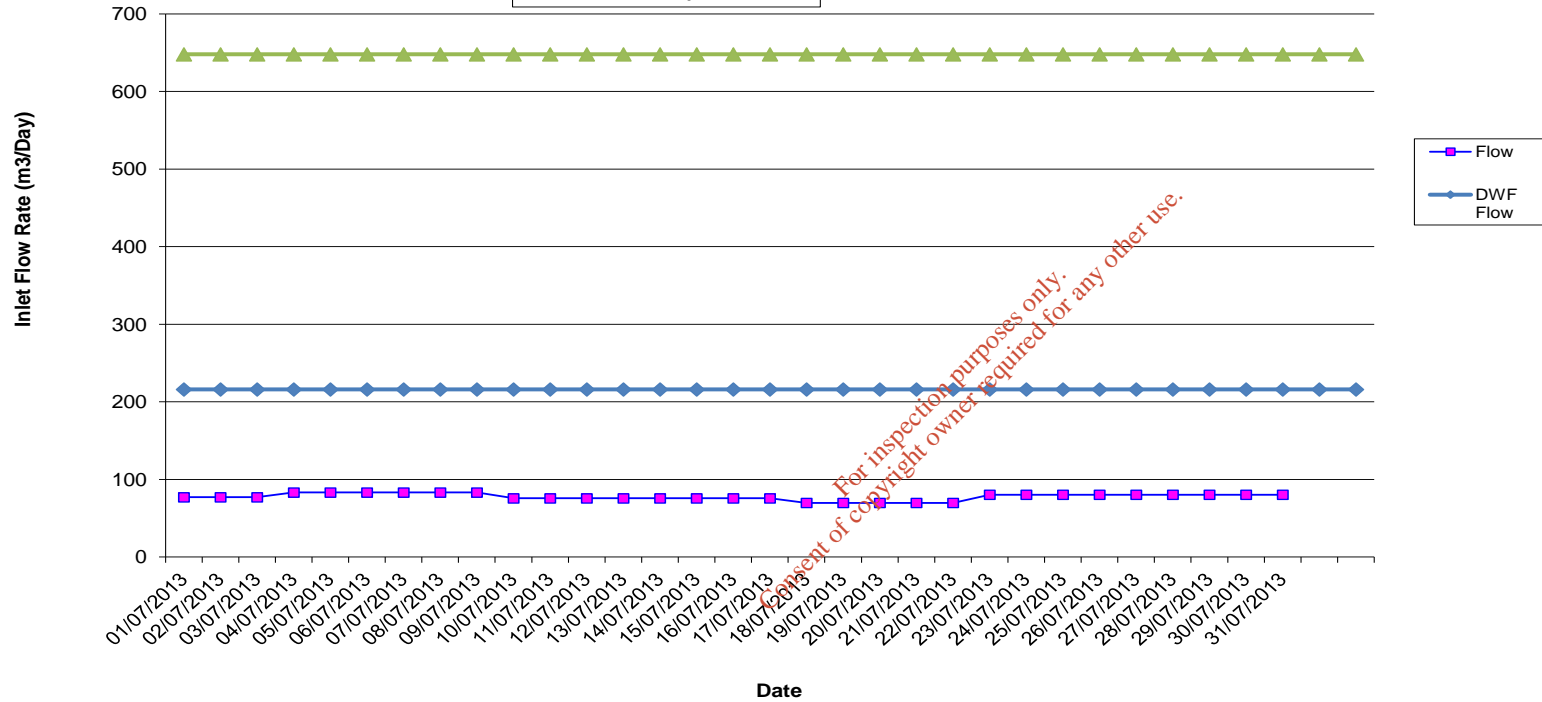
**Table of total daily inlet flows for July 2013**

Date	Flow
01/07/2013	77
02/07/2013	77
03/07/2013	77
04/07/2013	83
05/07/2013	83
06/07/2013	83
07/07/2013	83
08/07/2013	83
09/07/2013	83
10/07/2013	76
11/07/2013	76
12/07/2013	76
13/07/2013	76
14/07/2013	76
15/07/2013	76
16/07/2013	76
17/07/2013	76
18/07/2013	70
19/07/2013	70
20/07/2013	70
21/07/2013	70
22/07/2013	70
23/07/2013	80
24/07/2013	80
25/07/2013	80
26/07/2013	80
27/07/2013	80
28/07/2013	80
29/07/2013	80
30/07/2013	80

For inspection purposes only.  
Consent of copyright owner required for any other use.

Issue Code:	PMS
Date of Issue:	21/06/2013
Originator:	Owen Rea
Authorised by:	

Graph of Daily Inlet Flows for  
June 2013  
(m<sup>3</sup>/day)  
ARP 4/2



ARP4/3

Table of total daily outlet flows for July 2013	
	Outlet Flow (m <sup>3</sup> )
01/07/2013	60
02/07/2013	60
03/07/2013	60
04/07/2013	63
05/07/2013	63
06/07/2013	63
07/07/2013	63
08/07/2013	63
09/07/2013	63
10/07/2013	65
11/07/2013	65
12/07/2013	65
13/07/2013	65
14/07/2013	110
15/07/2013	110
16/07/2013	110
17/07/2013	110
18/07/2013	82
19/07/2013	82
20/07/2013	82
21/07/2013	82
22/07/2013	82
23/07/2013	92
24/07/2013	92
25/07/2013	92
26/07/2013	92
27/07/2013	92
28/07/2013	92
29/07/2013	92
30/07/2013	92
31/07/2013	92

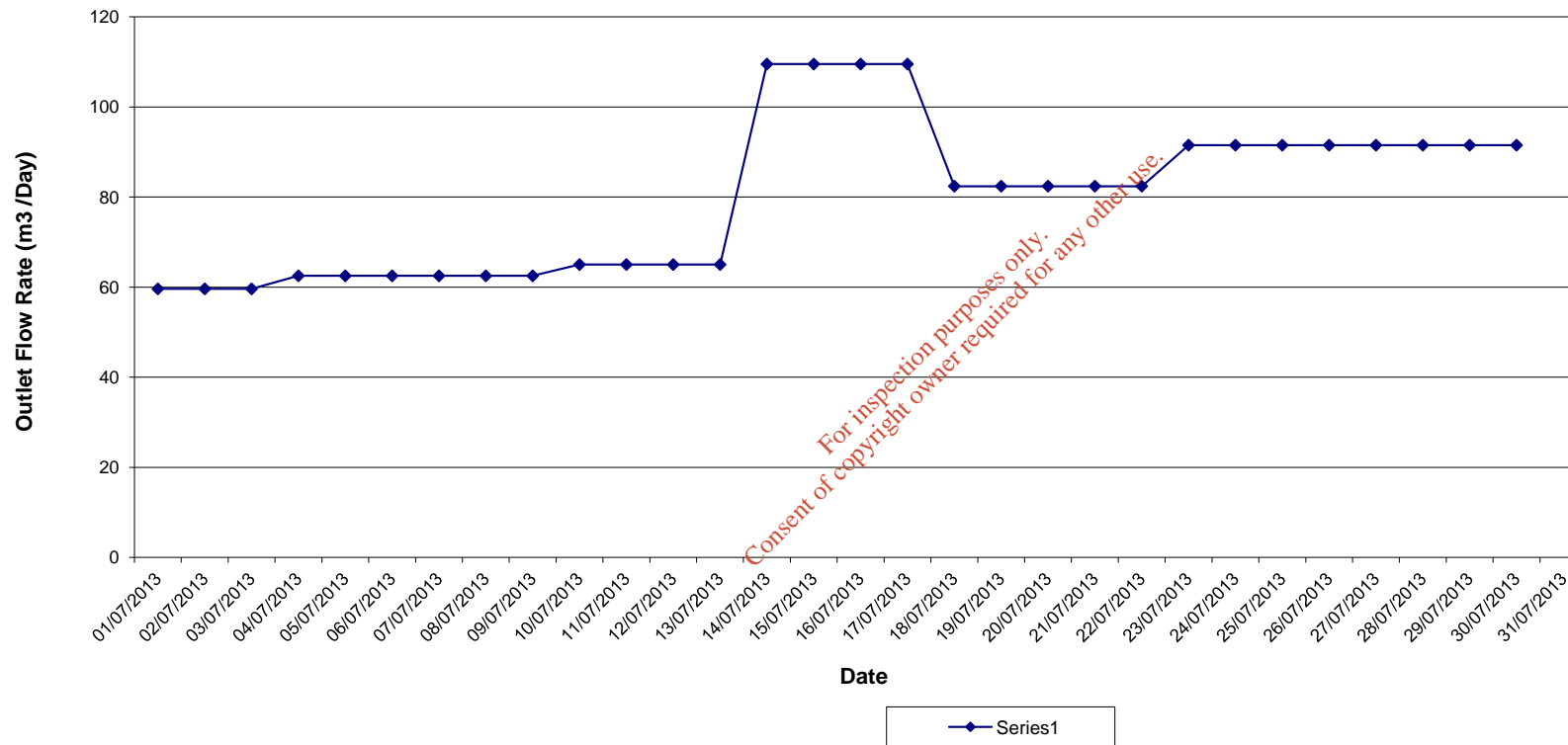
For inspection purposes only. Consent of copyright owner required for any reuse.



# System Procedure Monthly Status Report Mogeely WWTP, July 2013

Issue Code:	PMS
Date of Issue:	21/06/2013
Originator:	Owen Rea
Authorised by:	

Graph of Total Daily Outlet Flows for  
June 2013  
(m3/day)  
ARP4/4



For inspection purposes only.  
Consent of copyright owner required for any other use.





System Procedure  
Monthly Status Report  
Mogeely WWTP, July 2013

Issue Code:	PMS
Date of Issue:	21/06/2013
Originator:	Owen Rea
Authorised by:	

ARP 4/5

Table of BOD & Suspended Solids of Final Effluent for May 2013		
Date	BOD (mg/l)	Suspended Solids (mg/l)
01/07/2013		
02/07/2013	3	15
03/07/2013		
04/07/2013		
05/07/2013		
06/07/2013		
07/07/2013		
08/07/2013		
09/07/2013	2	2
10/07/2013		
11/07/2013		
12/07/2013		
13/07/2013		
14/07/2013		
15/07/2013		
16/07/2013	5	8
17/07/2013		
18/07/2013		
19/07/2013		
20/07/2013		
21/07/2013		
22/07/2013		
23/07/2013	4	12
24/07/2013		
25/07/2013		
26/07/2013		
27/07/2013		
28/07/2013		
29/07/2013		
30/07/2013	2	6
31/07/2013		
Average	3.2	8.6

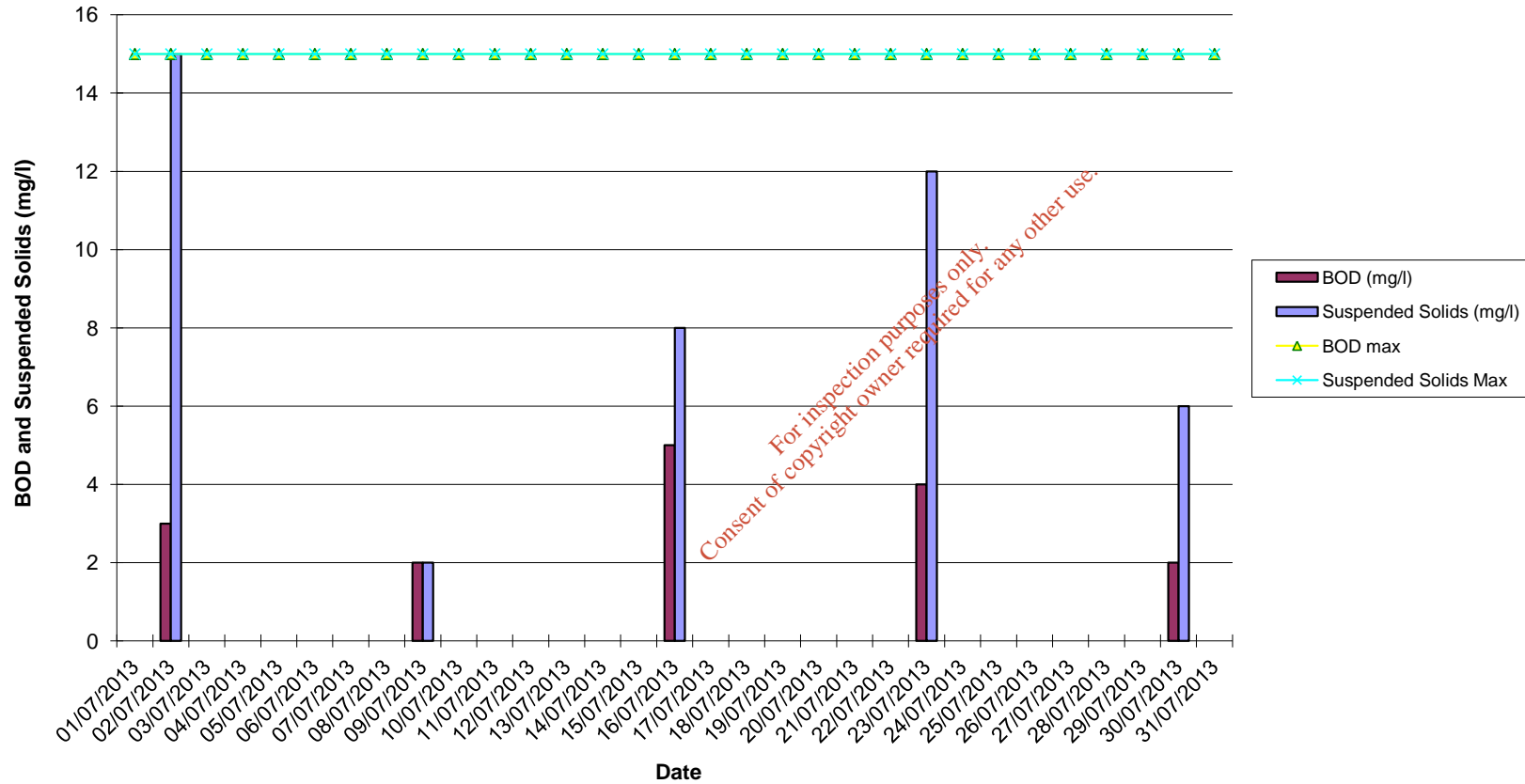
For inspection purposes only.  
Consent of copyright owner required for any other use.



System Procedure  
 Monthly Status Report  
 Mogeely WWTP, July 2013

Issue Code:	PMS
Date of Issue:	21/06/2013
Originator:	Owen Rea
Authorised by:	

Graph of BOD and Suspended Solids for  
 June 2013  
 ARP4/6





System Procedure  
Monthly Status Report  
Mogeely WWTP, July 2013

Issue Code:	PMS
Date of Issue:	21/06/2013
Originator:	Owen Rea
Authorised by:	

ARP 4/7

Table of total nitrogen, total phosphorous of Final Effluent for May 2013		
Date	COD (mg/l)	Total Phosphorous (mg/l P)
01/07/2013		
02/07/2013	19.5	0.52
03/07/2013		
04/07/2013		
05/07/2013		
06/07/2013		
07/07/2013		
08/07/2013		
09/07/2013	1.7	0.32
10/07/2013		
11/07/2013		
12/07/2013		
13/07/2013		
14/07/2013		
15/07/2013		
16/07/2013	17.6	0.41
17/07/2013		
18/07/2013		
19/07/2013		
20/07/2013		
21/07/2013		
22/07/2013		
23/07/2013		
24/07/2013	23	0.85
25/07/2013		
26/07/2013		
27/07/2013		
28/07/2013		
29/07/2013		
30/07/2013	52.8	0.79
31/07/2013		

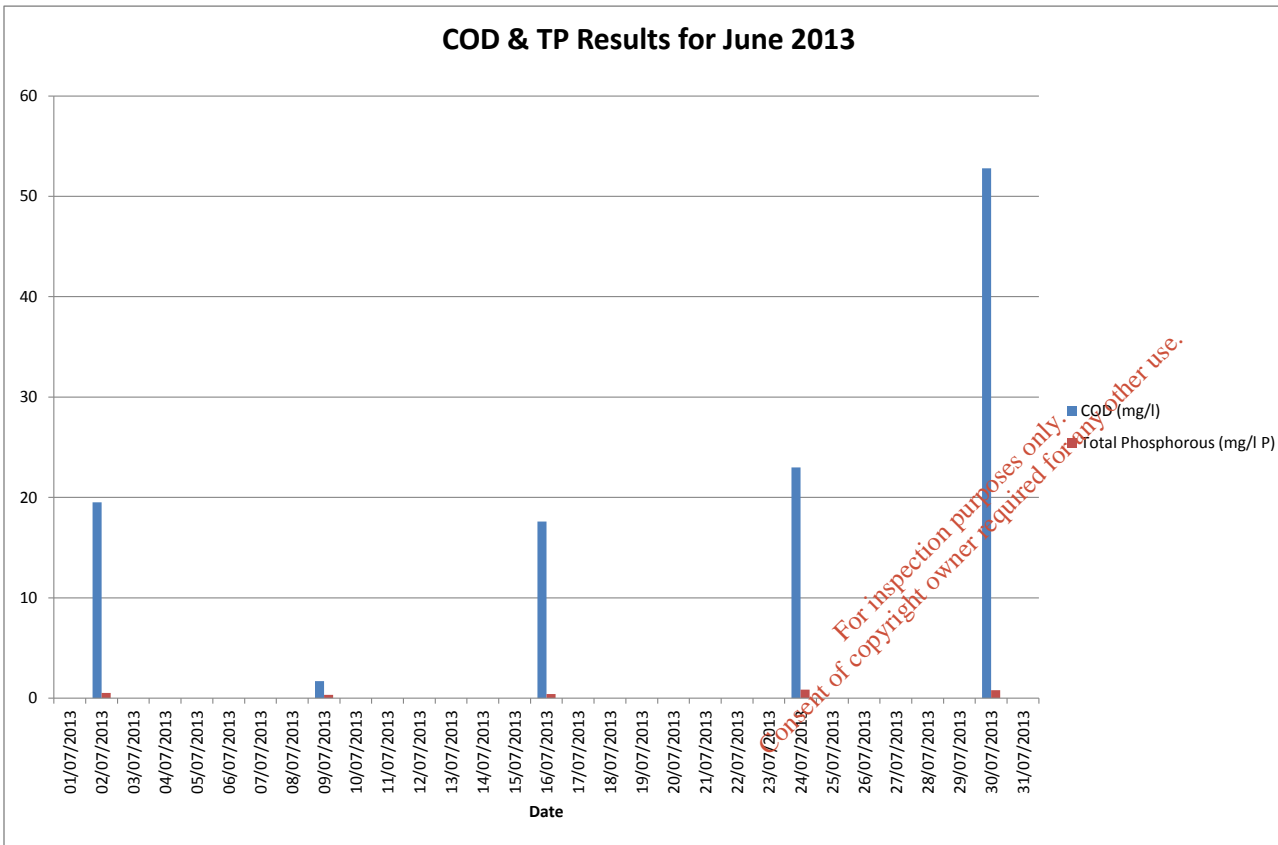
For inspection purposes only.  
Consent of copyright owner required for any other use.



# System Procedure Monthly Status Report Mogeely WWTP, July 2013

Issue Code:	PMS
Date of Issue:	21/06/2013
Originator:	Owen Rea
Authorised by:	

### COD & TP Results for June 2013



For inspection purposes only. Content of copyright owner required for any other use.



System Procedure  
Monthly Status Report  
Mogeely WWTP, July 2013

Issue Code:	PMS
Date of Issue:	21/06/2013
Originator:	Owen Rea
Authorised by:	

#### 4. Comments on Analysis Results

Please refer to Section 2: Executive Summary for results

*For inspection purposes only.  
Consent of copyright owner required for any other use.*

## 5. Process Operational Changes

### ARP6

<b>Operational Change Record</b>			
<b>Date</b>	<b>Description of Process Operational Change</b>	<b>Purpose of Process Operational Change</b>	<b>Implemented by</b>
01/07/2013	Calrifier cleaned	Routine maintenance	R Morrisson
01/07/2013	Screen cleaned	Routine maintenance	R Morrisson
08/07/2013	Screen cleared	Routine maintenance	R Morrisson
10/07/2013	Weeds removed from stilling box in clarifier	Grounds routine maintenance	R Morrisson
15/07/2013	Screen cleared	Routine maintenance	R Morrisson
15/07/2013	Airlock removed from RAS/WAS pumps		R Morrisson
22/07/2013	Screen cleared	Routine maintenance	R Morrisson
23/07/2013	Buffer added	pH level dropping in final effluent	R Morrisson

For inspection purposes only.  
Consent of copyright owner required for any other use.



**System Procedure  
Monthly Status Report  
Mogeely WWTP, July 2013**

Issue Code:	PMS
Date of Issue:	21/06/2013
Originator:	Owen Rea
Authorised by:	

## 6. Health & Safety Issues

ARP7/1

Nothing to report this calendar period

ARP7/2

Nothing to report this calendar period

ARP7/3

<b>Health &amp; Safety Statistics Report</b>
--

Plant Manager	Owen Rea	Aug-13
For Period	Jul-13	
Site Involved	Mogeely WWTP	

Category 1: Covers Fatalities and major Injuries  
 Category 2: Covers lost time accident resulting in more than 3 days absence  
 Category 3: Covers lost time accidents resulting in 3 days absence or less  
 Major Incident: Accident not covered by categories 1 to 3

Direct Employees					
Number of Employees:			1		Exposure Hours: 20
	Category 1	Category 2	Category 3	Major Incident	Near Miss
Number of Accidents	None	None	None	None	None
Days lost	0	0	0	0	0

Direct Employees					
Number of Employees:		None		Exposure Hours:	
Subcontractors on Site					
	Category 1	Category 2	Category 3	Major Incident	Near Miss
Number of Accidents	None	None	None	None	None
Days lost	0	0	0	0	0

**ARP7/4 INSERTED HERE IF AN ACCIDENT OR INCIDENT HAS OCCURED (USE PHOTO COPY OF EPS FORM HS002)**

## 7. Operational Maintenance Issues

ARP8

Outstanding Operational Maintenance Issues Report						
Snag No.	Dept	Snag Description	Priority	Comments	Duration Outstanding	Date Resolved
1	Mech	RAS/WAS pumps tripped	Med	Airlocked	1 day	Resolved

For inspection purposes only.  
Consent of copyright owner required for any other use.





System Procedure  
Monthly Status Report  
Mogeely WWTP, July 2013

Issue Code:	PMS
Date of Issue:	21/06/2013
Originator:	Owen Rea
Authorised by:	

## 8. Complaints Register

ARP9

There were no complaints received during this monitoring period.

Complaints Register		
Date of Complaint	NONE	Complainant's Address:
Complainant's Name		
Nature of Complaint		
Acknowledgement of Complaint	Author of Acknowledgement	Date Sent
Cause of Complaint		
Action taken to Resolve cause of Complaint:		
Final Outcome Report	Author of Final Outcome Report	Date Forwarded to Local Authority

For inspection purposes only.  
Consent of copyright owner required for any other use.



Issue Code:	PMS
Date of Issue:	21/06/2013
Originator:	Owen Rea
Authorised by:	

### 9. Equipment Calibration Records

ARP16

Equipment Calibration Record						
Date	Equipment Description	Serial No.	Calibrated By (Name & Company)	Next Calib. Due	Calib. Cert Recd.	Comment
10/07/2013	DO probe		R Morrisson	01/08/2013		

For inspection purposes only.  
Consent of copyright owner required for any other use.



System Procedure  
 Monthly Status Report  
 Mogeely WWTP, July 2013

Issue Code:	PMS
Date of Issue:	21/06/2013
Originator:	Owen Rea
Authorised by:	

## 10. Waste & Sludge Disposal Records

ARP 19/1

Outgoing Sludge Record							
Batch No.	Date	Destination of Product	Type of Product	Quantity of Product (Qty. Skips)	Contact at Destination	Certificate of Origin/Delivery	Receipt received after Delivery

For inspection purposes only.  
 Consent of copyright owner required for any other use.



System Procedure  
Monthly Status Report  
Mogeely WWTP, July 2013

Issue Code:	PMS
Date of Issue:	21/06/2013
Originator:	Owen Rea
Authorised by:	

## 11. Analysis Results for Raw Influent, Settled Sewage & Final Effluent

ARP20

Date	Analysis Results for Raw Influent, Settled Sewage & Mixed Liquor																		Food / Mass Ratio
	Raw Influent						Final Effluent						Mixed Liquor						
	BOD mg/l O <sub>2</sub>	COD mg/l O <sub>2</sub>	pH	SS mg/l	Ammonia mg/l	TP <sup>-</sup> mg/l P	BOD mg/l O <sub>2</sub>	COD mg/l O <sub>2</sub>	pH	SS mg/l	Ammonia mg/l	TP mg/l P	pH	SS mg/l	SSV ml	SVI ml/g	D.O. mg/l O <sub>2</sub> Per Cell		
02/07/2013	121	322	7.42	710	18.4	6.5	3	19.5	7.73	15	0.2	0.52		2516					
09/07/2013	88	869	7.21	518	20.6	6.5	2	1.7	7.45	2	0.9	0.32		2324					
16/07/2013	449	746	6.49	538	20	6.5	5	17.6	7.44	8	0.6	0.41		1128					
24/07/2013	118	388	7.21	718	22.7	4.7	4	23	6.21	12	1.6	0.85		2200					
30/07/2013	120	630	7.46	518	21.8	1.1	2	52.8	7.37	6	0.2	0.79		2350					
Average	179.20	591.00	7.16	600.40	20.70	5.06	3.20	22.92	7.25	8.60	0.70	0.58		2103.60					



System Procedure  
Monthly Status Report  
Mogeely WWTP, July 2013

Issue Code:	PMS
Date of Issue:	21/06/2013
Originator:	Owen Rea
Authorised by:	

*For inspection purposes only.  
Consent of copyright owner required for any other use.*