

Issue Code PMS CK12
 Date 06/04/2012
 Originator P. O'Keeffe
 Authorised by E. Brennan

**Kilbriain WWTP
 Monthly Status Report
 March 2012**



EXECUTIVE SUMMARY

Flows		
Parameter	Average	Design
	M ³ /d	M ³ /d
Flow	493	144
PE (Flow)	2467	800
PE (BOD)	1972	800


Process Calculations		
Average MLSS	6908	Mg/l
DO	6.4	Mg/l
Plant Volume	116	M3
Total Biomass	80	kg
Daily BOD load	18.3	kg
FM Ratio	0.148	

Results Summary

	Inlet					Effluent			
	Max	Min	Ave	Ave	Design Spec	Max	Min	Ave	STD
	Mg/l	Mg/l	Mg/l	Kg/day	Kg/day	Mg/l	Mg/l	Mg/l	Mg/l
COD	831	423	556	274	NA	31	18	26	125
BOD	373	168	240	118	48	11	5	9	25
SS	148	59	105	52	56	21	12	16	30
TP	13.4	13.4	13.4	7	NA	1.90	1.90	1.90	2

Results highlighted in red if outside Design Spec or Final Effluent Standard

Appendix A

Issue Code	PMS CK12	Kilbrittain WWTP Monthly Status Report March 2012	
Date	06/04/2012		
Originator	P. O'Keefe		
Authorised by	E. Brennan		

Flow Readings

Plant: Kilbrittain WWTP

Date	Total Effluent Flow	Effluent Flow (Final effluent chamber)
	m3	m3/d
28-Feb	203554.5	64.20
01-Mar	207358.0	1901.75
06-Mar	211831.2	894.64
08-Mar	212078.6	123.70
12-Mar	218240.2	1540.40
16-Mar	218264.7	6.13
20-Mar	218313.3	12.15
22-Mar	218328.0	7.35
26-Mar	218350.3	5.67
29-Mar	218358.3	2.67

200 litres/person/day 493

Population Equivalent in terms of flow 2467

Population Equivalent In terms of BOD 1972


For inspection purposes only. Consent of copyright owner required for any other use.

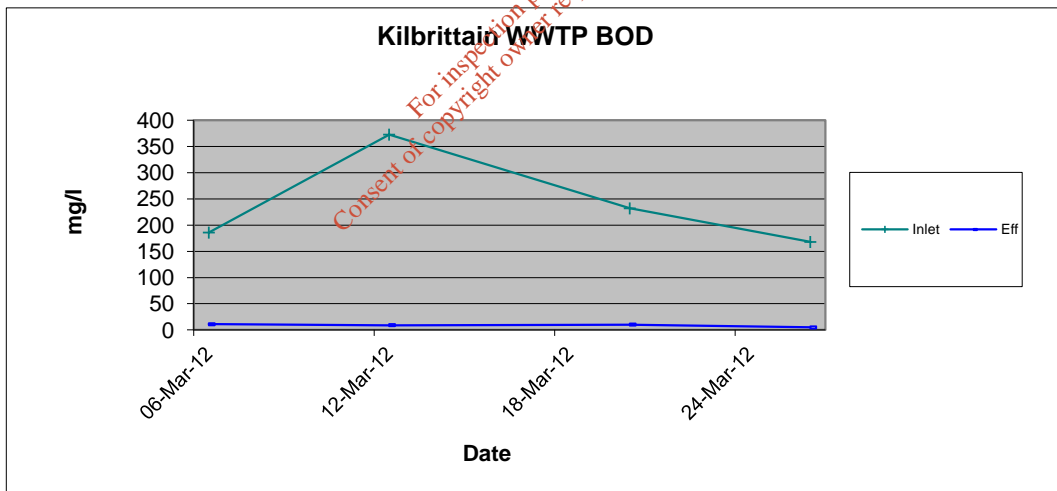
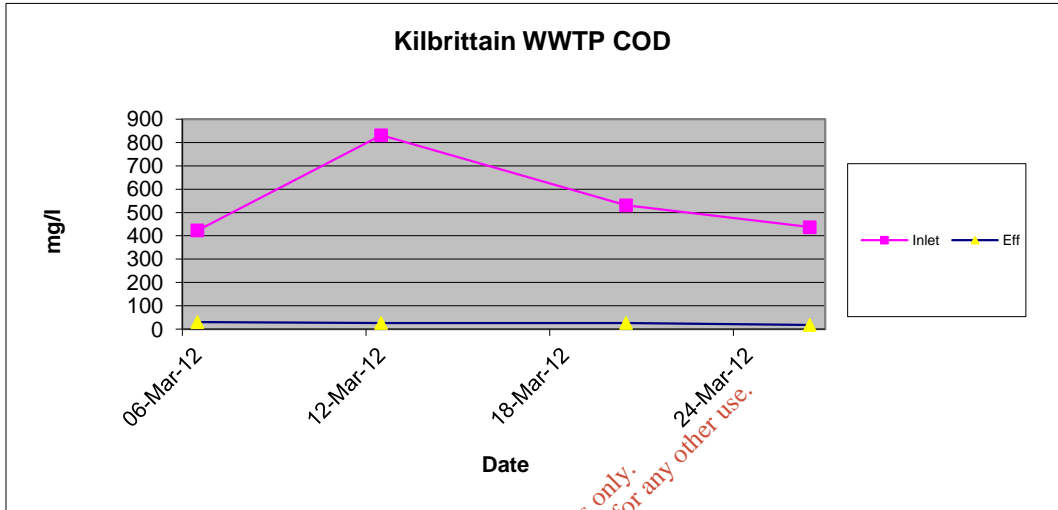
Appendix B

Issue Code	PMS CK12	Kilbriain WWTP Monthly Status Report March 2012	
Date	06/04/2012		
Originator	P. O'Keeffe		
Authorised by	E. Brennan		

Kilbriain WWTP				COD (mg/l)		BOD ₅ (mg/l)		SS (mg/l)		TP(mg/l)		pH			AT			
Date	PE (Flow)	PE (BOD)	F:M	Inlet	Eff	Inlet	Eff	Inlet	Eff	Inlet	Eff	Inlet	AT	Eff	DO	MLSS (mg/l)	SV ₃₀ (ml/l)	SVI (ml/g)
Standards					125		25		30		2							
04/01/2012	93	62	0.006	446	74	201	24	260	29			6.68	6.38	6.37	5.75	4956	680	137
10/01/2012	93	20	0.002	145	30	66	11	217	27			7.19	6.28	6.22	7.29	5364	680	127
16/01/2012	93	45	0.004	309	23	145	8	67	23	5.5	1.6	7.41	6.26	6.22	6.96	5880	450	77
23/01/2012	93	84	0.007	605	35	272	14	59	27			7.22	5.86	5.77	8.14	6110	650	106
30/01/2012	93	67	0.006	491	33	218	12	113	30			7.49	6.41	6.45	6.59	6008	670	112
Average	93	56	0.005	399	39	180	14	143	27	5.5	1.6	7.20	6.24	6.21	6.95	5664	626	112
Max	93	84	0.007	605	74	272	24	260	30	5.5	1.6	7.49	6.41	6.45	8.14	6110	680	137
Min	93	20	0.002	145	23	66	8	59	23	5.5	1.6	6.68	5.86	5.77	5.75	4956	450	77
% Compliance					100		100		100		100							
06/02/2012	124	53	0.004	297	37	128	11	142	26			7.13	6.31	5.79	5.90	6104	610	100
14/02/2012	124	91	0.007	525	15	221	6	187	27	8.6	1.8	7.11	5.82	5.50	8.96	6400	520	81
20/02/2012	124	128	0.010	694	34	310	10	133	26			7.15	6.02	5.10	6.28	6904	750	109
28/02/2012	124	184	0.014	1097	17	446	7	255	13			7.32	5.67	5.14	7.30	6818	780	114
Average	124	114	0.009	653	26	276	9	179	23	8.6	1.8	7.18	5.96	5.38	7.11	6557	665	101
Max	124	184	0.014	1097	37	446	11	255	27	8.6	1.8	7.32	6.31	5.79	8.96	6904	780	114
Min	124	53	0.004	297	15	128	6	133	13	8.6	1.8	7.11	5.67	5.10	5.90	6104	520	81
% Compliance					100		100		100		100							
06/03/2012	2467	1530	0.116	423	31	186	11	148	21			7.10	6.15	5.13	8.49	6799	480	71
12/03/2012	2467	3068	0.248	831	27	373	9	120	12	13.4	1.9	7.52	5.82	4.66	5.04	6392	500	78
20/03/2012	2467	1908	0.132	531	27	232	10	59	13			7.65	5.74	4.94	4.82	7462	490	66
26/03/2012	2467	1382	0.102	437	18	168	5	94	16			7.42	5.52	4.55	7.32	6978	420	60
Average	2467	1972	0.150	556	26	240	9	105	16	13.4	1.9	7.42	5.81	4.82	6.42	6908	473	69
Max	2467	3068	0.248	831	31	373	11	148	21	13.4	1.9	7.65	6.15	5.13	8.49	7462	500	78
Min	2467	1382	0.102	423	18	168	5	59	12	13.4	1.9	7.10	5.52	4.55	4.82	6392	420	60
% Compliance					100		100		100		100							

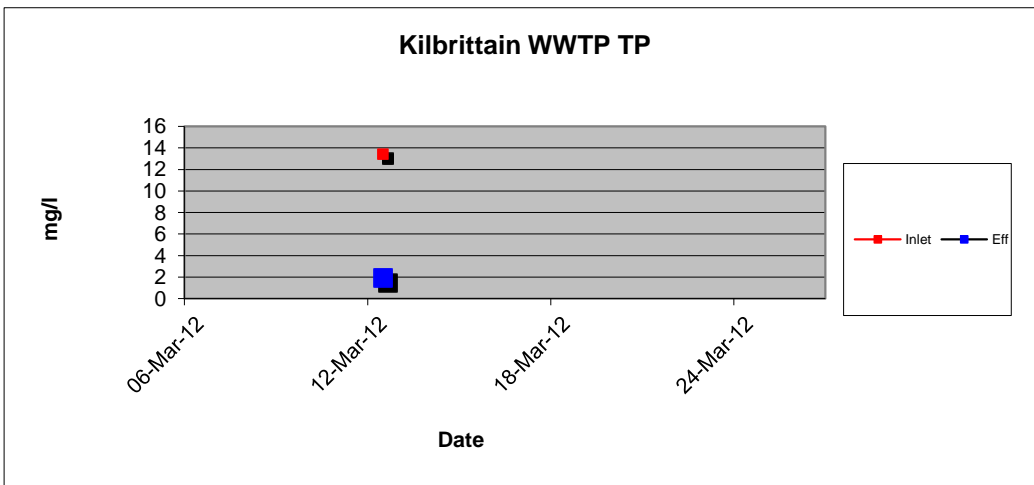
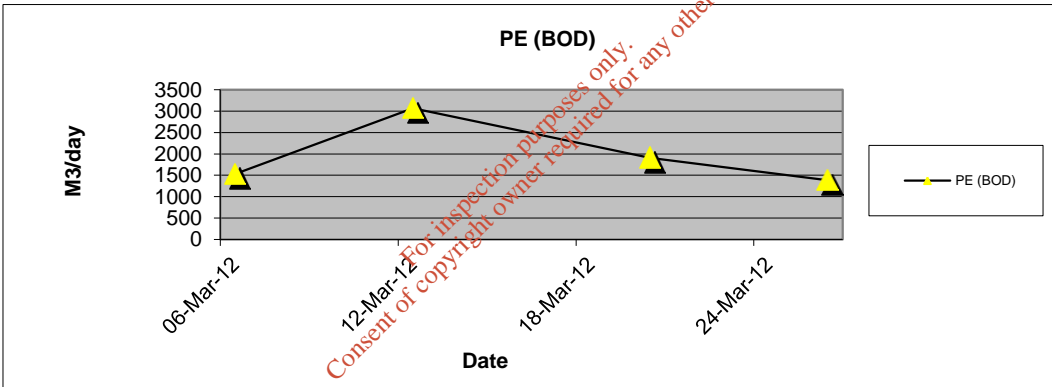
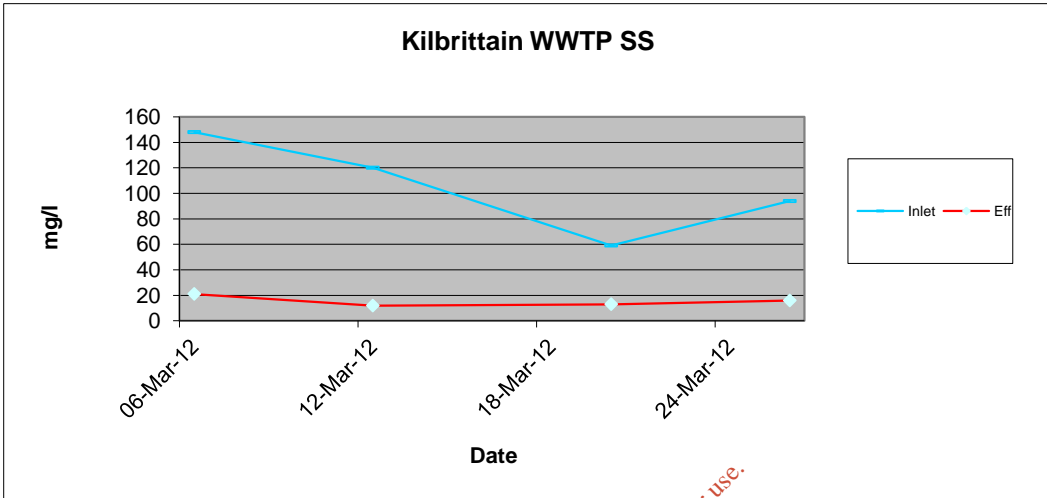
Appendix C

Issue Code	PMS CK12	Kilbrittain WWTP Monthly Status Report March 2012	
Date	06/04/2012		
Originator	P. O'Keeffe		
Authorised by	E. Brennan		





Issue Code	PMS CK12
Date	06/04/2012
Originator	P. O'Keeffe
Authorised by	E. Brennan

Kilbriain WWTP Monthly Status Report March 2012



Appendix D


Issue Code	PMS CK12	Kilbriain WWTP Monthly Status Report March 2012								
Date	06/04/2012									
Originator	P. O'Keeffe									
Authorised by	E. Brennan									
List of Equipment	28/02/2012 13:45			01/03/2012 10:45			06/03/2012 12:45			
	Amps	Total Hours	Ave. HR per	Amps	Total Hours	Ave. HR per	Amps	Total Hours	Ave. HR per	
			day		Run	day		Run	day	
Forward Feed Pump 1		1231.04			1231.58	0.29		1232.57	0.19	
Forward Feed Pump 2		1229.21			1229.21	0.00		1229.21	0.00	
Inlet Screen		2024.13			2024.25	0.06		2024.44	0.04	
RAS/WAS 1		24226.88			24226.9	0.00		24226.88	0.00	
RAS/WAS 2		20484.44			20529.45	24.01		20651.41	23.99	
Clarifier		44357.46			44402.47	24.01		44524.43	23.99	
Blower 1		25806.20			25857.21	24.01		25973.17	23.99	
Blower 2		20164.77			20164.77	0.00		20164.77	0.00	
Forward Feed Pump 3		26555.91			26555.91	0.00		26555.91	0.00	
Forward Feed Pump 4		30458.95			30466.27	3.90		30479.30	2.56	
ESB Day (Kwh)		21759.5			21844.6	45.39		22078.1	45.93	
ESB Night (Kwh)		72564.8			72618.2	28.48		72752.2	26.36	
List of Equipment	08/03/2012 15:00			12/03/2012 14:30			16/03/2012 11:00			
	Amps	Total Hours	Ave. HR per	Amps	Total Hours	Ave. HR per	Amps	Total Hours	Ave. HR per	
		Run	day		Run	day		Run	day	
Forward Feed Pump 1		1232.88	0.15		1234.45	0.39		1235.81	0.35	
Forward Feed Pump 2		1229.21	0.00		1229.21	0.00		1229.40	0.05	
Inlet Screen		2024.51	0.03		2024.74	0.06		2024.98	0.06	
RAS/WAS 1		24226.88	0.00		24226.88	0.00		24226.88	0.00	
RAS/WAS 2		20701.55	23.95		20797.21	24.04		20889.67	23.99	
Clarifier		44574.57	23.95		44670.22	24.04		44762.70	23.99	
Blower 1		26023.31	23.95		26118.97	24.04		26211.44	23.99	
Blower 2		20164.77	0.00		20164.77	0.00		20164.77	0.00	
Forward Feed Pump 3		26555.91	0.00		26555.91	0.00		26555.91	0.00	
Forward Feed Pump 4		30484.96	2.70		30499.54	3.66		30514.95	4.00	
ESB Day (Kwh)		22176.5	47.00		22362.7	46.79		22540.8	46.21	
ESB Night (Kwh)		72805.9	25.65		72914.1	27.19		73022.7	28.18	

Issue Code	PMS CK12	Kilbrittain WWTP Monthly Status Report March 2012	
Date	06/04/2012		
Originator	P. O'Keeffe		
Authorised by	E. Brennan		


List of Equipment	20/03/2012 13:25			22/03/2012 13:30			26/03/2012 13:40		
	Amps	Total Hours	Ave. HR per	Amps	Total Hours	Ave. HR per	Amps	Total Hours	Ave. HR per
		Run	day			day			day
Forward Feed Pump 1		1238.20	0.58		1239.01	0.40		1239.96	0.24
Forward Feed Pump 2		1229.40	0.00		1229.40	0.00		1229.40	0.00
Inlet Screen		2025.27	0.07		2025.41	0.07		2025.60	0.05
RAS/WAS 1		24226.88	0.00		24226.88	0.00		24226.88	0.00
RAS/WAS 2		20988.08	24.00		21036.07	23.95		21131.25	23.75
Clarifier		44861.09	23.99		44909.08	23.95		45004.26	23.75
Blower 1		26309.84	24.00		26357.83	23.95		26453.00	23.75
Blower 2		20164.77	0.00		20164.77	0.00		20164.77	0.00
Forward Feed Pump 3		26555.91	0.00		26555.91	0.00		26555.91	0.00
Forward Feed Pump 4		30535.82	5.09		30549.84	7.00		30598.80	12.22
ESB Day (Kwh)		22742.0	49.06		22837.5	47.67		23038.3	50.11
ESB Night (Kwh)		73132.9	26.87		73191.5	29.25		73316.3	31.15

List of Equipment	29/03/2012 12:20								
	Amps	Total Hours	Ave. HR per	Amps	Total Hours	Ave. HR per	Amps	Total Hours	Ave. HR per
		Run	day			day			day
Forward Feed Pump 1		1240.18	0.07						
Forward Feed Pump 2		1229.6	0.06						
Inlet Screen		2025.87	0.09						
RAS/WAS 1		24226.88	0.00						
RAS/WAS 2		21201.87	23.98						
Clarifier		45074.88	23.98						
Blower 1		26453.48	0.16						
Blower 2		20234.98	23.84						
Forward Feed Pump 3		26555.91	0.00						
Forward Feed Pump 4		30669.42	23.98						
ESB Day (Kwh)		23210.6	58.52						
ESB Night (Kwh)		73422.6	36.10						

Appendix E

Issue Code	PMS CK12	Kilbrittain WWTP Monthly Status Report March 2012						
Date	06/04/2012							
Originator	P. O'Keefe							
Authorised by	E. Brennan							
Kilbrittain WWTP Weather Record March 2012								
Date	Rainfall	Max	Min	Grass Min	Mean	Gusts	Sunshine	
	(mm)	Temp	Temp	Temp	(Knots)	>= 34 (Knots)	(hours)	
01/03/2012	0	13.5	8.3	6.5	9.2		5.9	
02/03/2012	0.4	9	7.5	6.8	13.6	34	0	
03/03/2012	7.1	11.2	2.8	-0.6	9.7	41	4.8	
04/03/2012	0.4	7.1	0.4	-2	10.4		10	
05/03/2012	0	10.2	1.9	-3.4	5.8		7	
06/03/2012	4.7	10.1	1.8	-1.5	12.3		0	
07/03/2012	1.8	10.6	2.3	-0.8	14.6	40	6.8	
08/03/2012	0	11.2	3	-0.7	10.5		2	
09/03/2012	0.1	13.8	7.8	4.1	10.5		2.7	
10/03/2012	0	13.6	7.8	2.9	5.3		0	
11/03/2012	0	10.6	7.2	3.5	3.3		0	
12/03/2012	0	8	6	6	3.5		0	
13/03/2012	0	9.5	5.6	5.6	5.3		0.2	
14/03/2012	0	8.2	3	6.1	5.8		0	
15/03/2012	0.4	10.8	6.3	6	8.5		0.2	
16/03/2012	6.3	9.9	2.7	-0.9	9.2		0	
17/03/2012	0.6	9	2.3	-2.3	5.8		4.8	
18/03/2012	0	11.1	2.7	-0.8	10.2		10.9	
19/03/2012	0	11.2	2.4	-3.8	8.3		0.4	
20/03/2012	0.1	12	7.7	6.1	9.8		1.3	
21/03/2012	0	9.3	5.4	1.9	7.4		0	
22/03/2012	1	10	5.1	2.9	12.5		0.1	
23/03/2012	0.7	10.3	5.1	3	12.4		0.1	
24/03/2012	0	14	8	5.9	13.8		7.8	
25/03/2012	0.1	13.7	6.4	2.1	9.5		9.5	
26/03/2012	0	12.9	6.8	4.5	9		10.9	
27/03/2012	0	13.5	7.8	4.5	9.3		11.5	
28/03/2012	0	18.2	5.3	0.7	4.3		11.5	
29/03/2012	0	18.8	8	2.2	7.2		10.7	
30/03/2012	0	10.9	5.5	4.4	14.4		0.6	
31/03/2012	0	11.5	7.4	7.1	9.9		0.4	
Total	23.7							

Appendix F

Issue Code	PMS CK12	Kilbriain WWTP Monthly Status Report March 2012			
Date	06/04/2012				
Originator	P. O'Keeffe				
Authorised by	E. Brennan				
FACILITY MAINTENANCE RECORD					
A = Excellent B= Acceptable C= Unacceptable					
Completed On Site		A	B	C	
1. Lawn Maintenance					
a.	Grass cut & collected		✓		
b.	Edging tidy		✓		
2. Shrub Maintenance					
a.	Bushes pruned		✓		
b.	Trees erect & staked where required		✓		
c.	Hedges cut		✓		
3. Hard Surfaces					
a.	All surfaces swept		✓		
b.	All surfaces free of algae and moss etc.		✓		
c.	Road surface clean and adequate		✓		
d.	All roofs free of algae, moss		✓		
4. Exterior Painting					
a.	All buildings painted & clean		✓		
b.	All gates and doors painted		✓		
5. Housekeeping					
a.	Litter removed from site	✓			
b.	Surface area around bins and skips clean		✓		
	Site free from spillages	✓			
6. Buildings					
a.	Roof in water proof condition		✓		
b.	Glazing in good order		✓		
7. Interior Painting					
a.	All rooms painted and clean		✓		
8. Welfare & Sanitation					
a.	Toilet/washing facilities clean		✓		
b.	Canteen clean		n/a		

