

Issue Code PMS CK12
 Date 09/07/2012
 Originator P. O'Keeffe
 Authorised by E. Brennan

**Kilbrittain WWTP
 Monthly Status Report
 June 2012**



EXECUTIVE SUMMARY

Flows		
Parameter	Average	Design
	M ³ /d	M ³ /d
Flow	310	144
PE (Flow)	1551	800
PE (BOD)	680	800

Process Calculations		
Average MLSS	5503	Mg/l
DO	2.6	Mg/l
Plant Volume	116	M3
Total Biomass	639	kg
Daily BOD load	40.8	kg
FM Ratio	0.064	

Results Summary

	Inlet					Effluent			
	Max	Min	Ave	Ave	Design Spec	Max	Min	Ave	STD
	Mg/l	Mg/l	Mg/l	Kg/day	Kg/day	Mg/l	Mg/l	Mg/l	Mg/l
COD	327	214	295	92	NA	58	22	41	125
BOD	147	96	132	41	48	19	8	14	25
SS	99	56	83	26	56	28	14	19	30
TP	3.9	3.9	3.9	1	NA	1.90	1.90	1.90	2

Results highlighted in red if outside Design Spec or Final Effluent Standard

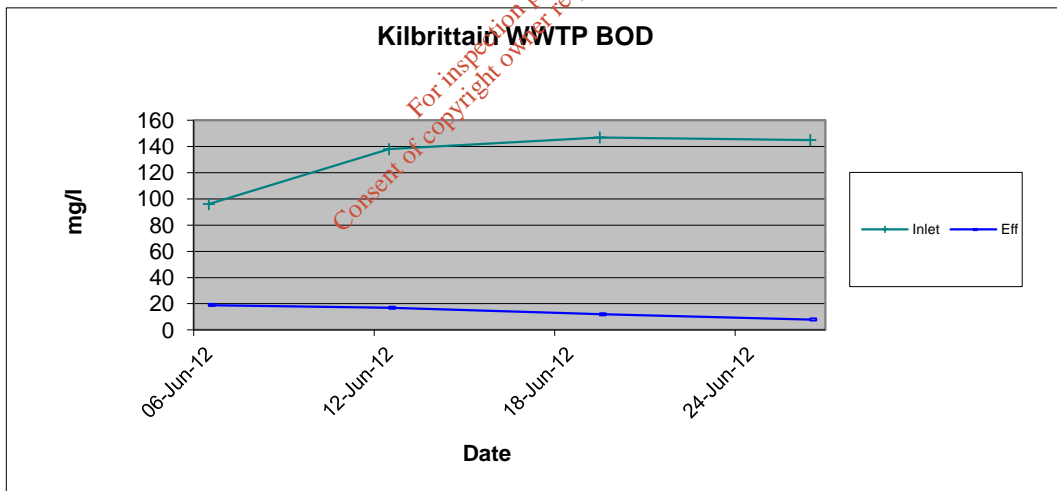
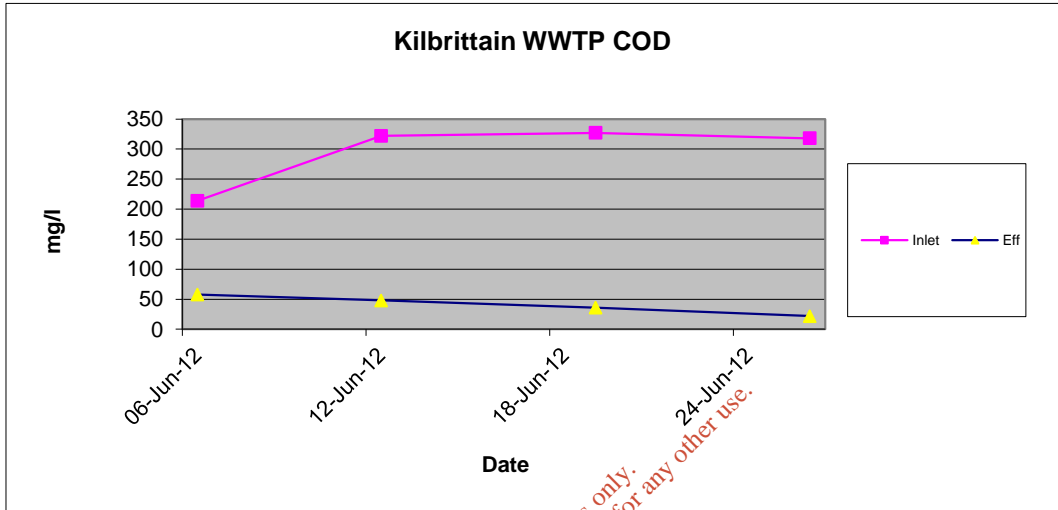
Appendix B

Issue Code	PMS CK12	Kilbriain WWTP Monthly Status Report June 2012	
Date	09/07/2012		
Originator	P. O'Keeffe		
Authorised by	E. Brennan		

Kilbriain WWTP				COD (mg/l)		BOD ₅ (mg/l)		SS (mg/l)		TP(mg/l)		pH			AT			
Date	PE (Flow)	PE (BOD)	F:M	Inlet	Eff	Inlet	Eff	Inlet	Eff	Inlet	Eff	Inlet	AT	Eff	DO	MLSS (mg/l)	SV ₃₀ (ml/l)	SVI (ml/g)
Standards					125		25		30		2							
02/04/2012	162	371	0.030	1610	79	688	22	410	27			7.03	5.72	3.94	3.79	6392	380	59
10/04/2012	162	265	0.023	1104	39	492	11	387	21			7.13	6.71	6.02	1.41	5880	390	66
16/04/2012	162	463	0.047	1906	64	860	19	440	22			7.13	6.72	6.92	3.51	5106	340	67
24/04/2012	162	177	0.017	730	28	328	9	119	11	11.4	1.7	7.35	6.89	6.66	3.02	5390	310	58
Average	162	319	0.029	1338	53	592	15	339	20	11.4	1.7	7.16	6.51	5.89	2.93	5692	355	62
Max	162	463	0.047	1906	79	860	22	440	27	11.4	1.7	7.35	6.89	6.92	3.79	6392	390	67
Min	162	177	0.017	730	28	328	9	119	11	11.4	1.7	7.03	5.72	3.94	1.41	5106	310	58
% Compliance					100		100		100		100							
08/05/2012	2127	1021	0.109	339	83	144	24	90	28			7.93	6.80	5.20	4.49	4856	350	72
15/05/2012	2127	2793	0.294	896	86	394	24	173	25	10.5	1.2	7.59	7.01	5.05	4.02	4914	330	67
22/05/2012	2127	1163	0.123	393	38	164	12	47	18			6.96	5.76	4.67	6.77	4902	340	69
29/05/2012	2127	3531	0.317	1148	38	498	11	272	14			7.26	6.51	4.15	4.07	5762	310	54
Average	2127	2127	0.211	694	61	300	18	146	21	10.5	1.2	7.44	6.52	4.77	4.84	5109	333	66
Max	2127	3531	0.317	1148	86	498	24	272	28	10.5	1.2	7.93	7.01	5.20	6.77	5762	350	72
Min	2127	1021	0.109	339	38	144	11	47	14	10.5	1.2	6.96	5.76	4.15	4.02	4856	310	54
% Compliance					100		100		100		100							
06/06/2012	1551	496	0.051	214	58	96	19	56	14	3.9	1.9	7.35	6.51	5.68	1.82	5010	290	58
12/06/2012	1551	714	0.069	322	48	138	17	97	18			7.33	6.29	5.86	4.07	5334	280	52
19/06/2012	1551	760	0.063	327	36	147	12	80	14			7.21	6.68	6.95	1.81	6196	320	52
26/06/2012	1551	750	0.071	318	22	145	8	99	28			7.38	6.75	7.16	2.85	5470	350	64
Average	1551	680	0.064	295	41	132	14	83	19	3.9	1.9	7.32	6.56	6.41	2.64	5503	310	57
Max	1551	760	0.071	327	58	147	19	99	28	3.9	1.9	7.38	6.75	7.16	4.07	6196	350	64
Min	1551	496	0.051	214	22	96	8	56	14	3.9	1.9	7.21	6.29	5.68	1.81	5010	280	52
% Compliance					100		100		100		100							

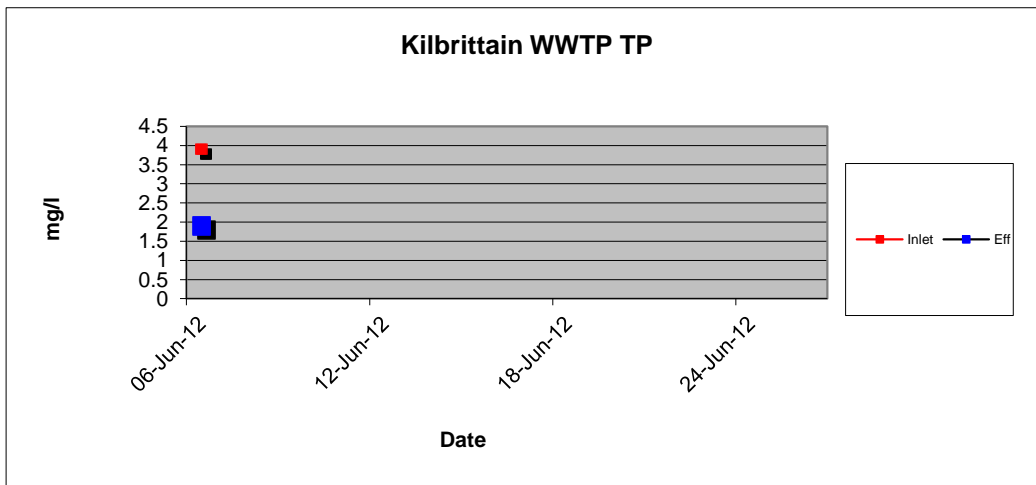
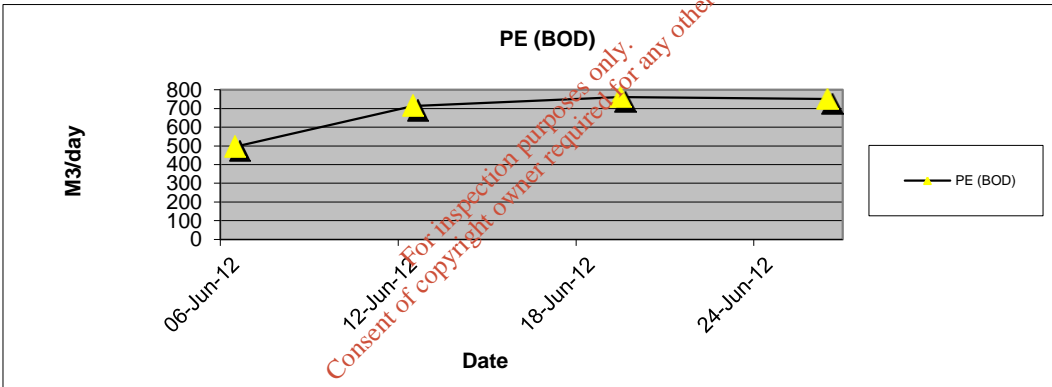
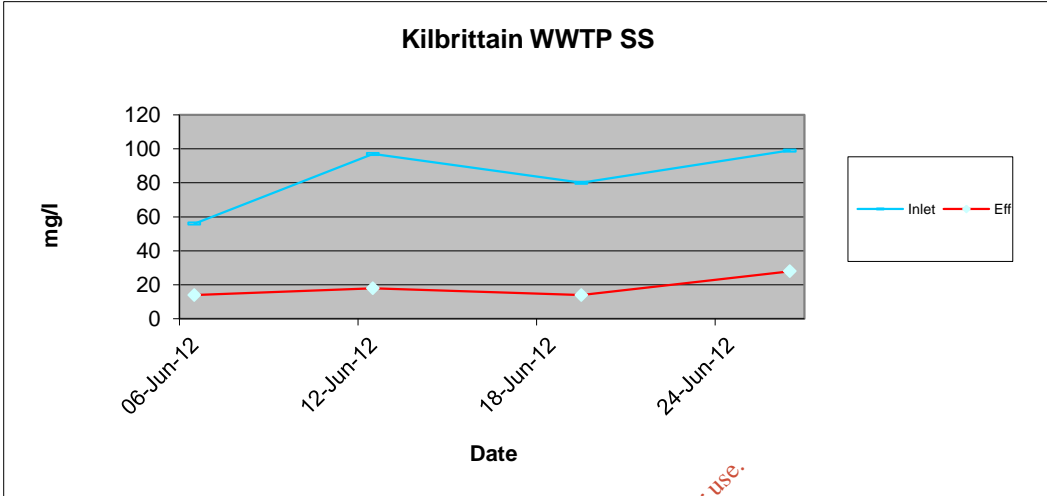
Appendix C

Issue Code	PMS CK12	Kilbriain WWTP Monthly Status Report June 2012	
Date	09/07/2012		
Originator	P. O'Keeffe		
Authorised by	E. Brennan		





Issue Code	PMS CK12
Date	09/07/2012
Originator	P. O'Keeffe
Authorised by	E. Brennan

Kilbriain WWTP Monthly Status Report June 2012



Appendix D


Issue Code	PMS CK12	Kilbrittain WWTP Monthly Status Report June 2012							
Date	09/07/2012								
Originator	P. O'Keeffe								
Authorised by	E. Brennan								
List of Equipment	29/05/2012 12:35			01/06/2012 07:00			06/06/2012 16:05		
	Amps	Total Hours	Ave. HR per	Amps	Total Hours	Ave. HR per	Amps	Total Hours	Ave. HR per
			day		Run	day		Run	day
Forward Feed Pump 1		1250.55			1251.42	0.31		1251.76	0.06
Forward Feed Pump 2		1246.97			1246.97	0.00		1247.02	0.01
Inlet Screen		2032.45			2032.62	0.06		2032.70	0.01
RAS/WAS 1		24226.88			24226.88	0.00		24282.14	10.27
RAS/WAS 2		22666.27			22732.54	23.95		22787.85	10.28
Clarifier		46537.06			46603.33	23.95		46723.50	22.34
Blower 1		26453.48			26453.48	0.00		26461.95	1.57
Blower 2		21699.35			21765.61	23.94		21775.06	1.76
Forward Feed Pump 3		26597.85			26608.26	3.76		26609.40	0.21
Forward Feed Pump 4		31909.86			31924.65	5.34		31925.85	0.22
ESB Day (Kwh)		26785.2			26916.6	47.48		27031.9	21.44
ESB Night (Kwh)		75557.6			75632.3	26.99		75699.7	12.53
List of Equipment	08/06/2012 14:30			12/06/2012 14:15			15/06/2012 13:30		
	Amps	Total Hours	Ave. HR per	Amps	Total Hours	Ave. HR per	Amps	Total Hours	Ave. HR per
		Run	day		Run	day		Run	day
Forward Feed Pump 1		1252.25	0.25		1252.33	0.02		1254.81	0.84
Forward Feed Pump 2		1247.38	0.19		1247.59	0.05		1249.77	0.73
Inlet Screen		2032.81	0.06		2032.82	0.00		2033.10	0.09
RAS/WAS 1		24303.85	11.23		24347.55	10.95		24379.63	10.81
RAS/WAS 2		22808.43	10.64		22852.26	10.99		22885.14	11.08
Clarifier		46769.80	23.94		46865.67	24.03		46936.78	23.95
Blower 1		26467.55	2.90		26477.70	2.54		26483.63	2.00
Blower 2		21780.77	2.95		21790.53	2.45		21796.22	1.92
Forward Feed Pump 3		26613.68	2.21		26616.79	0.78		26628.97	4.10
Forward Feed Pump 4		31927.11	0.65		31927.66	0.14		31933.67	2.02
ESB Day (Kwh)		27087.7	28.85		27189.0	25.39		27281.1	31.02
ESB Night (Kwh)		75732.1	16.75		75792.1	15.04		75842.8	17.08

Issue Code	PMS CK12	Kilbrittain WWTP Monthly Status Report June 2012	
Date	09/07/2012		
Originator	P. O'Keeffe		
Authorised by	E. Brennan		


List of Equipment	19/06/2012 15:00			21/06/2012 15:15			26/06/2012 14:20		
	Amps	Total Hours	Ave. HR per	Amps	Total Hours	Ave. HR per	Amps	Total Hours	Ave. HR per
		Run	day			day			day
Forward Feed Pump 1		1256.84	0.50		1257.86	0.51		1258.76	0.18
Forward Feed Pump 2		1251.32	0.38		1251.93	0.30		1252.68	0.15
Inlet Screen		2033.27	0.04		2033.35	0.04		2033.66	0.06
RAS/WAS 1		24424.60	11.07		24446.51	10.90		24501.04	10.99
RAS/WAS 2		22929.78	10.99		22951.45	10.78		23005.68	10.93
Clarifier		47034.39	24.03		47082.66	24.01		47201.55	23.96
Blower 1		26492.78	2.25		26497.13	2.16		26509.73	2.54
Blower 2		21805.08	2.18		21809.84	2.37		21821.97	2.44
Forward Feed Pump 3		26647.80	4.64		26657.28	4.72		26666.51	1.86
Forward Feed Pump 4		31938.07	1.08		31941.83	1.87		31945.28	0.70
ESB Day (Kwh)		27403.8	30.20		27464.2	30.04		27597.9	26.95
ESB Night (Kwh)		75910.1	16.57		75944.3	17.01		76022.1	15.68

List of Equipment	28/06/2012 15:30								
	Amps	Total Hours	Ave. HR per	Amps	Total Hours	Ave. HR per	Amps	Total Hours	Ave. HR per
		Run	day			day			day
Forward Feed Pump 1		1259.08	0.16						
Forward Feed Pump 2		1253.34	0.32						
Inlet Screen		2033.99	0.16						
RAS/WAS 1		24515.91	7.26						
RAS/WAS 2		23021.07	7.51						
Clarifier		47250.76	24.02						
Blower 1		26514.74	2.45						
Blower 2		21827.23	2.57						
Forward Feed Pump 3		26670.70	2.05						
Forward Feed Pump 4		31946.36	0.53						
ESB Day (Kwh)		27651.60	26.21						
ESB Night (Kwh)		76044.2	10.79						

Appendix E

Issue Code	PMS CK12	Kilbrittain WWTP Monthly Status Report June 2012						
Date	09/07/2012							
Originator	P. O'Keefe							
Authorised by	E. Brennan							
Kilbrittain WWTP Weather Record June 2012								
Date	Rainfall	Max	Min	Grass Min	Mean	Gusts	Sunshine	
	(mm)	Temp	Temp	Temp	(Knots)	>= 34 (Knots)	(hours)	
01/06/2012	0	19.2	13.2	12.5	5.6		4.9	
02/06/2012	24.5	14.1	11.2	11.1	10		0	
03/06/2012	0.9	13.6	8.3	4.4	11.4		0	
04/06/2012	1.4	13	6.4	2.7	7.8		6.1	
05/06/2012	5.4	18.1	8.9	4.1	8.3		2.9	
06/06/2012	10.9	16.6	9.1	5.8	4.9		3.1	
07/06/2012	28.9	14.4	10.1	9.6	12.6	36	0	
08/06/2012	0.6	14	6.8	4.6	19.8	42	7.4	
09/06/2012	0	15.3	5.5	3.1	6.3		11.4	
10/06/2012	0.1	16.3	9.3	5.2	3.1		2.9	
11/06/2012	6.4	14.7	10.5	6.6	4.3		1.5	
12/06/2012	0.5	15.6	9.7	8.4	10.8		3.8	
13/06/2012	0.1	16.2	8.6	4.8	6.6		4.7	
14/06/2012	37.5	11.6	8.9	6.8	17.3	41	0	
15/06/2012	21.2	13.9	11.2	11	16.9	36	0.2	
16/06/2012	4.4	14.5	10	8.6	12.8		1.1	
17/06/2012	0.7	14.5	7.1	2.5	5.3		3.4	
18/06/2012	9.9	13.3	7	1.5	5.9		2.8	
19/06/2012	0.1	15.7	6.9	-0.5	5.9		13.4	
20/06/2012	5.7	15.2	9.3	7.2	7.8		1.1	
21/06/2012	5.4	14.8	10.2	10	9.3		0.4	
22/06/2012	0.2	16.6	10.5	9.3	14.2		6.7	
23/06/2012	5.4	13.7	10.5	9.6	11.4		0	
24/06/2012	0.1	18	9.5	7.1	8.5		6.8	
25/06/2012	1.3	15.1	9.4	6.5	7.5		0	
26/06/2012	3.3	19	12.9	12.9	8.5		0.1	
27/06/2012	18.6	15.8	13.3	13.3	8.2		0	
28/06/2012	33.7	16.7	12.7	12.5	10.7		1.7	
29/06/2012	0.2	17.8	10.4	9.3	11.6		3.7	
30/06/2012	0.9	14.7	8.1	6.6	11.2		2.9	
Total	228.3							

Appendix F

Issue Code	PMS CK12	Kilbrittain WWTP Monthly Status Report June 2012			
Date	09/07/2012				
Originator	P. O'Keeffe				
Authorised by	E. Brennan				
FACILITY MAINTENANCE RECORD					
A = Excellent B= Acceptable C= Unacceptable					
Completed On Site		A	B	C	
1. Lawn Maintenance					
a.	Grass cut & collected		✓		
b.	Edging tidy		✓		
2. Shrub Maintenance					
a.	Bushes pruned		✓		
b.	Trees erect & staked where required		✓		
c.	Hedges cut		✓		
3. Hard Surfaces					
a.	All surfaces swept		✓		
b.	All surfaces free of algae and moss etc.		✓		
c.	Road surface clean and adequate		✓		
d.	All roofs free of algae, moss		✓		
4. Exterior Painting					
a.	All buildings painted & clean		✓		
b.	All gates and doors painted		✓		
5. Housekeeping					
a.	Litter removed from site	✓			
b.	Surface area around bins and skips clean		✓		
	Site free from spillages	✓			
6. Buildings					
a.	Roof in water proof condition		✓		
b.	Glazing in good order		✓		
7. Interior Painting					
a.	All rooms painted and clean		✓		
8. Welfare & Sanitation					
a.	Tiolet/washing facilities clean		✓		
b.	Canteen clean		n/a		

