



*For inspection purposes only.
Consent of copyright owner required for any other use.*

Limerick Gas Works Air Quality Survey Report

E&E3/AQ/PR00003

Client and Consultant Contact Details

Client Details	
Client	Bord Gáis Eireann
Address	Bord Gáis Networks, Gasworks Road, Cork
Project Manager	Declan Burke / Karen McCarthy
Tel	+353 (0)21 4534659
Mobile	+353 (0)87 9017328
email	kamccart@bge.ie



Air Quality Consultant Details	
Address 1	Export House, Cawsey Way, Woking, Surrey, GU21 6QX
Address 2	1 Waterhouse Square, 138-142 Holborn, London, EC1N 2ST
Address 3	St. Johns House, Queen Street, Manchester, M2 5JB
Project Manager	Mark Chapman
Tel	+44 (0)1483 731 378
Fax	+44 (0)1483 731 006
email	mark.chapman@mouchel.com
Technical Director	Ana Grossinho
Tel	+44 (0)1483 731 510
Fax	+44 (0)1483 731 006
email	ana.grossinho@mouchel.com
Project Team	Jessica Muirhead, Mark Chapman, Carol Chan
Principal Author(s)	Jessica Muirhead

Document Control Sheet

Document Information

Project Name	Limerick Gas Works
Project Number	1021927
File Name	Limerick AQ report draftv4 JM 070510.doc

Record of Issue

Issue	Status	Description	Prepared by:	Approved and Authorised by:	
			Name/Dated	Signed/Dated	
1	Draft v1	First Draft	Jessica Muirhead Senior Air Quality Consultant 06/05/10	Ana Grossinho Technical Manager 07/05/10 	Mark Chapman Discipline Manager 06/05/10 
2	Final v1	Final Document issued to the client	Jessica Muirhead Senior Air Quality Consultant 07/05/10	Ana Grossinho Technical Manager 07/05/10 	Mark Chapman Discipline Manager 07/05/10 

Distribution

Organisation	Contact	Copies
Mouchel	Mark Chapman	electronic
Mouchel	Ana Grossinho	electronic
Mouchel	Dave Watts	electronic
Bord Gais Eireann	Declan Burke / Karen McCarthy	Hard and electronic

Disclaimer

This Report is presented to Bord Gáis Eireann (the Client) and may not be used or relied on by any other person or by the Client in relation to any other matters not covered specifically by the scope of this Report.

Notwithstanding anything to the contrary contained in the Report, Mouchel is obliged to exercise reasonable skill, care and diligence in the performance of the services required by the Client and shall not be liable except to the extent that it has failed to exercise reasonable skill, care and diligence, and this Report shall be read and construed accordingly.

This Report is based on and incorporates information and data from information preceding Mouchel's involvement and Mouchel is unable to defend any inaccuracies within this information.

This Report has been prepared by Mouchel Limited. No individual is personally liable in connection with the preparation of this document. By receiving this Report and acting on it, the Client or any other person accepts that no individual is personally liable whether in contract, tort, for breach of statutory duty or otherwise.

Any questions or matters arising from this report should be addressed in the first instance to the Project Manager.

For inspection purposes only
Consent of copyright owner required for any other use

Contents

Client and Consultant Contact Details	ii
Document Control Sheet	iii
1 Introduction	1
1.1 Reason for Task	1
1.2 Objective	1
1.3 Project Specification	1
1.4 The Study Area.....	1
2 Methodology	5
2.1 Monitoring Methods Employed	5
2.2 Monitoring Periods.....	5
2.3 Monitoring Locations.....	6
2.3.1 Continuous Monitoring Unit	6
2.3.2 Diffusion Tubes	6
2.3.3 Frisbee Gauges	6
3 Results	7
3.1 Context of the Results	7
3.1.1 EU Limit Values	7
3.1.2 Environmental Assessment Levels (EALs)	7
3.1.3 Relevant Assessment Levels	8
3.2 VOCs.....	9

3.2.1	Continuous Monitoring	9
3.2.2	Diffusion Tubes	14
3.3	Dust.....	17
4	References	19
5	Appendices	20
Appendix 1:	Diffusion Tube Location Photographs.....	20
Appendix 2:	Continuous Monitoring Unit Location Photographs.....	28
Appendix 3:	Laboratory Reports for Diffusion Tube and Frisbee Gauges.....	29

For inspection purposes only.
 Consent of copyright owner required for any other use.

Figures

Figure 1: Overview of Site Location	2
Figure 2: Site Location	3
Figure 3: Monitoring Locations	4

Tables

Table 1: Monitored Pollutants	5
Table 2: Diffusion Tube Locations	6
Table 3: Environmental Assessment Levels Relevant to Continuous Monitoring Unit Data	8
Table 4: Additional Environmental Assessment Levels Relevant to Diffusion Tube Data	8
Table 5: Continuous Monitoring Unit Hourly Concentration Summary ($\mu\text{g}/\text{m}^3$)	9
Table 6: Site 1 Diffusion Tube Results	14
Table 7: Site 2 Diffusion Tube Results	15
Table 8: Site 3 Diffusion Tube Results	16
Table 9: Site 4 Diffusion Tube Results	17
Table 10: Dust Deposition Results	18

Graphs

Graph 1: Hourly Mean Benzene Concentrations	10
Graph 2: Hourly Mean Toluene Concentrations	11
Graph 3: Hourly Mean m,p-Xylene Concentrations	12
Graph 4: Hourly Mean o-Xylene Concentrations	13

Plates

Plate 1: Site 1, View 1 - St Alphonsus Street	20
Plate 2: Site 1, View 2 - St Alphonsus Street	21
Plate 3: Site 1, View 3 - St Alphonsus Street	21
Plate 4: Site 1, View 4 - St Alphonsus Street	22
Plate 5: Site 2, View 1 – South Circular Road	22
Plate 6: Site 2, View 2 – South Circular Road	23
Plate 7: Site 2, View 3 – South Circular Road	23
Plate 8: Site 3, View 1 – O’Curry Street	24
Plate 9: Site 3, View 2 – O’Curry Street	24
Plate 10: Site 3, View 3 – O’Curry Street	25
Plate 11: Site 3, View 4 – O’Curry Street	25
Plate 12: Site 4, View 1 – O’Curry Street	26
Plate 13: Site 4, View 2 – O’Curry Street	26
Plate 14: Site 4, View 3 – O’Curry Street	27
Plate 15: Site 4, View 4 – View from O’Curry Street onto Gas Works Site	27
Plate 16: Continuous Monitoring Unit, View 1	28
Plate 17: Continuous Monitoring Unit, View 2	28

For inspection purposes only.
Consent of copyright owner required for any other use.

1 Introduction

1.1 Reason for Task

A former gas works site in Limerick, County Limerick (see Figure 1 and Figure 2) is to undergo remediation in preparation for new development. In order to gather data as input to future environmental assessments, baseline monitoring of Volatile Organic Compounds (VOCs) and dust deposition has been undertaken.

1.2 Objective

The purpose of the monitoring exercise was to establish indicative baseline concentrations of VOCs and dust deposition over a three month period. This report presents the findings of the monitoring undertaken, and can be called upon as required for future environmental assessments.

The results presented from the Continuous Monitoring Unit are provisional, awaiting calibration by the manufacturer. Should the results change after calibration, an Addendum will be issued.

1.3 Project Specification

Remediation of the site will involve disturbing soil that may be contaminated with various hydrocarbon compounds. Once exposed to the atmosphere, easily volatilised compounds such as Volatile Organic Compounds (VOCs) may be released into the atmosphere. Works may also generate dust, which is not only a nuisance in itself but may contain pollutants. As such, baseline conditions need to be established in order to determine whether future remediation works causes an increase in exposure to pollutants in the local environment.

1.4 The Study Area

Bord Gáis has commissioned Mouchel to undertake a three month air quality monitoring campaign for concentrations of VOCs and dust deposition levels in the local area.

VOCs were monitored using a low level benzene, toluene and xylene hydrocarbon analyser using a Photo Ionisation Detector and Gas Chromatograph. Diffusion tubes were also used at four locations off-site.

Dust was monitored using two Frisbee gauges, both on the site. Further specifications on the methods used are presented in section 2.

Monitoring locations are presented in Figure 3.



Figure 1: Overview of Site Location			Drawn	JM	28/04/10	
			Design	N/A		
Rev: A	Description: FINAL	Project: Limerick	Checked	MIC	28/04/10	
			Approved	AG	5/05/10	
			Scale	Not to Scale		

Figure 1: Overview of Site Location



Figure 2: Site Location

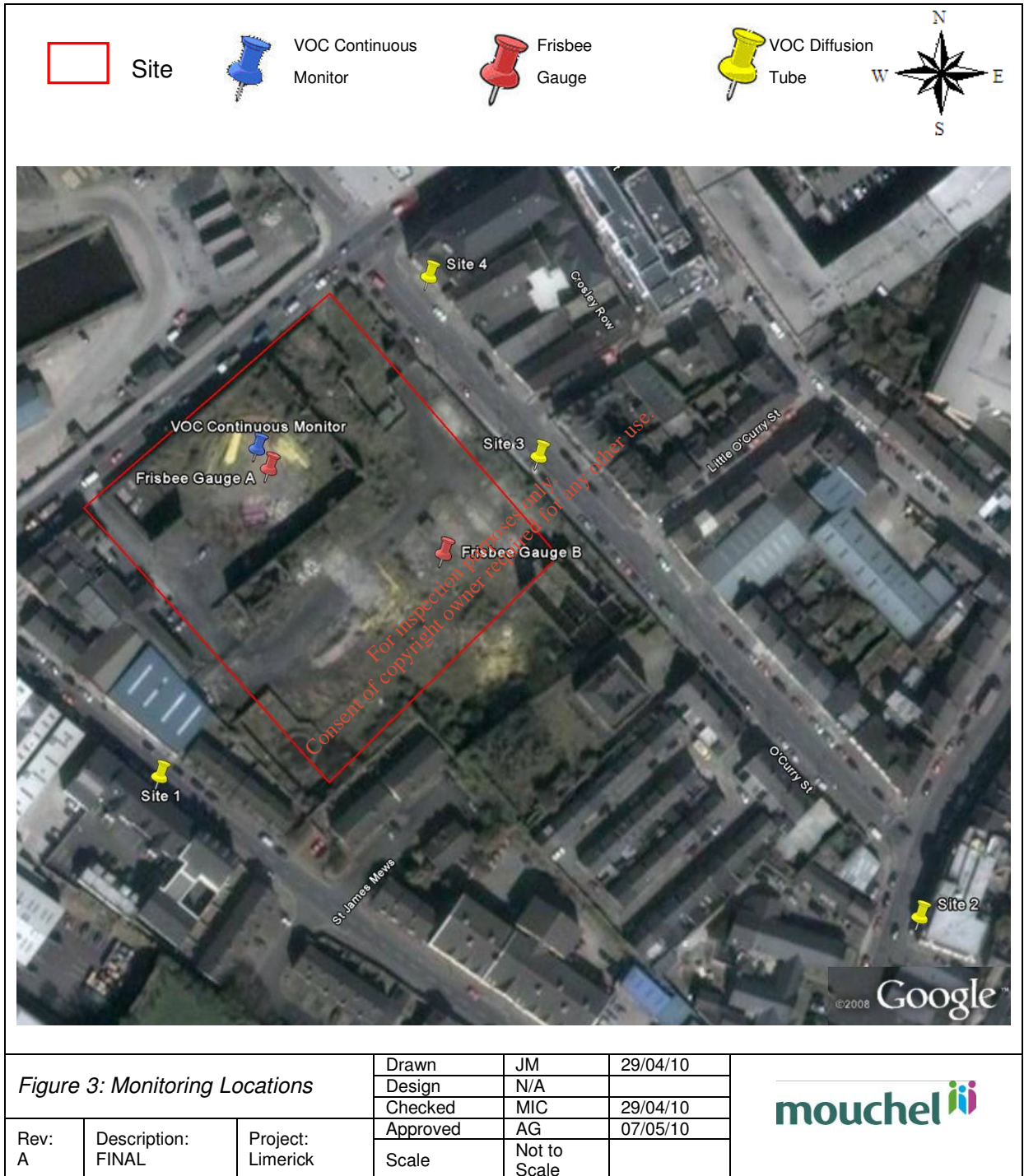


Figure 3: Monitoring Locations

2 Methodology

2.1 Monitoring Methods Employed

The monitoring methods employed were Perkin Elmer ATD tubes, a continuous low level benzene, toluene and xylene hydrocarbon analyser using a Photo Ionisation Detector and Gas Chromatograph and Frisbee Gauges (see Table 1).

Table 1: Monitored Pollutants

Pollutant	Monitoring Category	Method	Equipment Provided and Analysed by
Top 10 VOCs	Diffusion tubes	Perkin Elmer ATD tubes analysed by thermal desorption-gas chromatography mass-spectrometry	Gradko Environmental
VOCs	Continuous monitoring unit	Low level benzene, toluene and xylene hydrocarbon analyser using a Photo Ionisation Detector and Gas Chromatograph	Enviro Technology
Dust	Frisbee Gauges	The determination of fugitive dust based on BS 2690, part 120, 1981.	Equipment from: Ian Hanby Analysis by: TES Bretby

The monitoring approach adopted was informed by monitoring work undertaken at similar gas work remediation sites owned by Bord Gáis in the Republic of Ireland. No consultation as undertaken with the Environmental Protection Agency or the Local Council.

2.2 Monitoring Periods

The Continuous Monitoring Unit was in operation from the 1st December 2009 until 12th March 2010.

Diffusion tube and Frisbee monitoring was conducted from 10th December 2009 to 4th March 2010.

2.3 Monitoring Locations

2.3.1 Continuous Monitoring Unit

Given the power and security requirements, the VOC continuous monitoring unit was located on site at the best available location. Figure 3 presents the location of the unit. Photographs of the locations are available in Appendix 2.

2.3.2 Diffusion Tubes

A single VOC diffusion tube was located at each of four locations surrounding the site, as presented in Table 2 and Figure 3. Photographs of the sites are provided in Appendix 1.

Tubes were replaced every four weeks by trained staff.

Table 2: Diffusion Tube Locations

Site Number	Site Name	Approx. Height (m)	Irish Grid Coordinates	
1	St Alphonsus Street	2.8	156900	156490
2	South Circular Road	2.8	157124	156448
3	O'Curry Street	2.8	157014	156583
4	O'Curry Street	2.8	156982	156637

2.3.3 Frisbee Gauges

Two frisbee gauges were located on the site, as presented in Figure 3.

3 Results

3.1 Context of the Results

The purpose of the monitoring exercise was to establish indicative baseline concentrations of VOCs and dust deposition over a three month period.

Whereas the monitoring survey only covered a short period of time and no meaningful estimation of annual mean values was possible in the current exercise, this section presents the mean values observed for the VOCs monitored and compares them against UK's Environmental Assessment Levels (EALs).

3.1.1 EU Limit Values

The annual mean limit value for benzene is 5 µg/m³ in 2010.

3.1.2 Environmental Assessment Levels (EALs)

For many substances that are released to air, environmental quality standards have not been defined. Currently some 460 substances or groups of substances are authorised by Regulators (the Environment Agency (UK)) for release into the environment and many of these may be released to air. Where the necessary criteria to establish environmental quality standards are absent, the Environment Agency have adopted interim values known as Environmental Assessment Levels.

Environment Agency guidance H1 (2010)¹ provides non-statutory benchmarks of concentrations (Environmental Assessment Levels - EALs) for substances after dispersion into the receiving environment (air), set at a level below which no harm is likely, derived by the methodology described in the document. EALs are derived for long-term and short-term exposure; however reflecting the extended duration of exposure outside of normal working hours, EALs are available for Annual Mean exposure (long term) and 1 Hour Mean exposure (short term).

In addition, EALs also take into consideration the expectation that the general population consists of individuals that are more sensitive to changes in air quality than that of the working population. Such individuals typically comprise, children, the elderly and those with upper track respiratory diseases such as asthma. Consequently, when deriving EALs conservative factors of 30 times and 100 times are typically used. The methodology for derivation of EALs is provided in Environment Agency (2010).

¹ <http://www.environment-agency.gov.uk/business/topics/permitting/36414.aspx>

3.1.3 Relevant Assessment Levels

Table 3 shows the relevant values for comparison with the Continuous Monitoring Unit. Table 4 shows additional values for comparison with the Diffusion Tube results. EALs for other substances detected are not available in the guidance documents

Table 3: Environmental Assessment Levels Relevant to Continuous Monitoring Unit Data

Substance	Long Term ^(a) (Annual Mean) EAL $\mu\text{g}/\text{m}^3$	Short Term ^(b) (1-Hour Mean) EAL $\mu\text{g}/\text{m}^3$
Benzene	5 ^(*)	-
Toluene	1,910	8,000
Xylene o-, m-, p- or mixed isomers	4,410	66,200 ^{(c),(d)}
Notes:	*	EU Limit Value
	a	Unless otherwise stated, derived from Health & Safety Executive, EH40/2001, Occupational Exposure Limits 2001, 8 hour reference period converted to annual mean (see notes on derivation below).
	b	Unless otherwise stated, derived from Health & Safety Executive, EH40/2001, Occupational Exposure Limits 2001, 15 minute reference period converted to hourly mean. Where marked by * indicates that no short term OEL or MEL is provided in EH40, and the value has been derived by multiplying the long term OEL or MEL by a factor of 30.
	c	World Health Organisation WHO, Air quality guidelines 2000 [Please consult the reference for the relevant averaging times]
	d	EAL derived from values for 24 hour reference period

Table 4: Additional Environmental Assessment Levels Relevant to Diffusion Tube Data

Substance	Long Term ^(a) (Annual Mean) EAL $\mu\text{g}/\text{m}^3$	Short Term ^(b) (1-Hour Mean) EAL $\mu\text{g}/\text{m}^3$
2-butanone	6,000	89,900
Ethylbenzene	4,410	55,200
Napthalene	530	8,000
Notes:	a	Unless otherwise stated, derived from Health & Safety Executive, EH40/2001, Occupational Exposure Limits 2001, 8 hour reference period converted to annual mean (see notes on derivation below).
	b	Unless otherwise stated, derived from Health & Safety Executive, EH40/2001, Occupational Exposure Limits 2001, 15 minute reference period converted to hourly mean. Where marked by *, indicates that no short term OEL or MEL is provided in EH40, and the value has been derived by multiplying the long term OEL or MEL by a factor of 30.

3.2 VOCs

3.2.1 Continuous Monitoring

The results presented from the Continuous Monitoring Unit, presented on CD in Appendix 3, are provisional, awaiting calibration by the manufacturer. Should the results change after calibration an Addendum to this report will be issued.

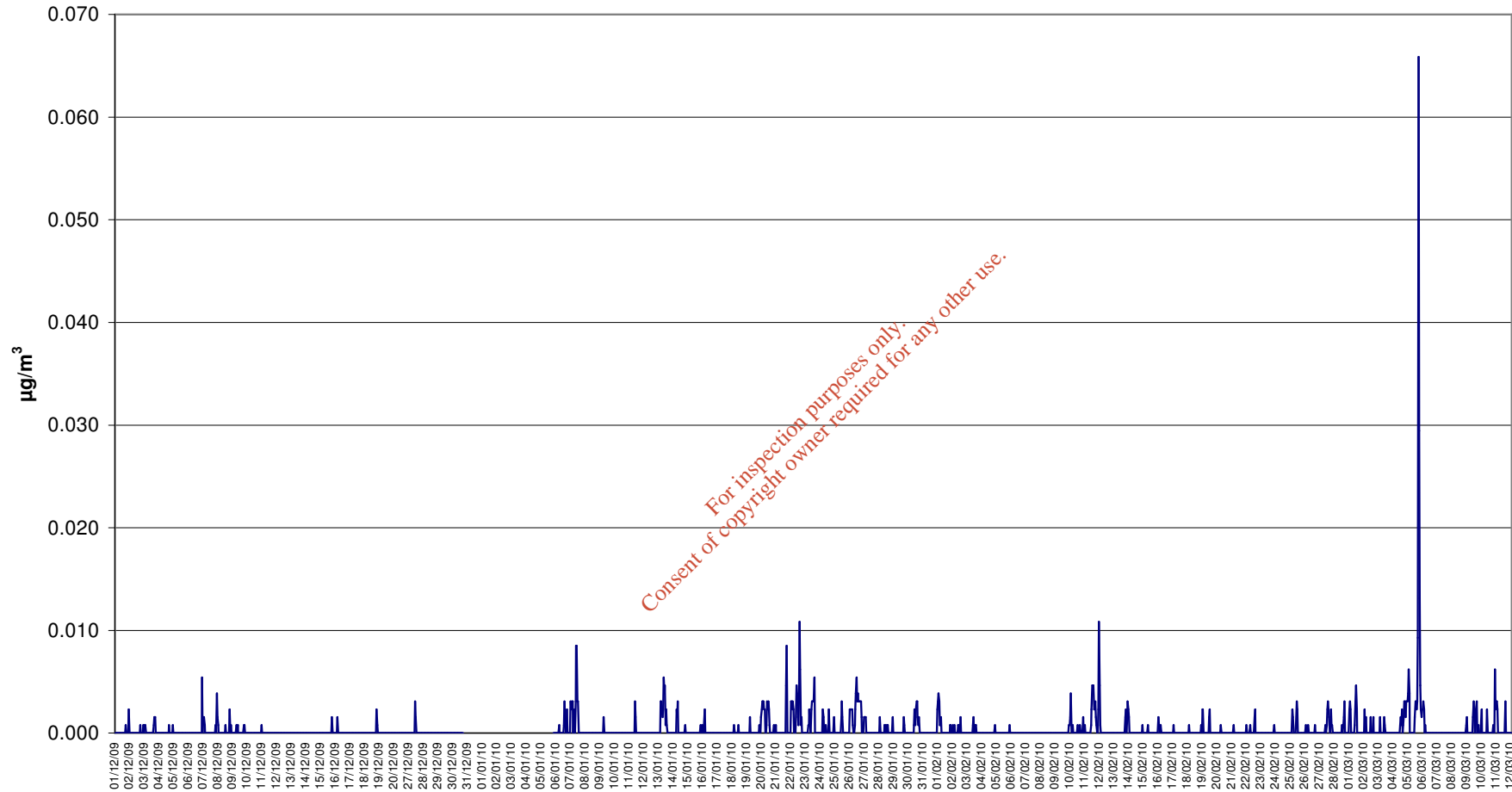
Concentrations of benzene, toluene, m,p-xylene and o-xylene were measured at 15 minute intervals, with a data capture of 94.6%. These data were used to calculate hourly means. The unit was not operational between 10:00 on 31st December 2009 and 12:50 on 5th January 2010 due to the power being switched off. A summary of the results is presented in Table 5 and graphs of the results over time in Graph 1, Graph 2, Graph 3 and Graph 4.

Table 5: Continuous Monitoring Unit Hourly Concentration Summary ($\mu\text{g}/\text{m}^3$)

	Benzene	Toluene	m,p-Xylene	o-Xylene
Minimum	0.000	0.000	0.000	0.000
Mean	0.000	0.007	0.001	0.000
Maximum	0.066	0.155	0.031	0.009
1-Hour EAL		8,000	66,200	

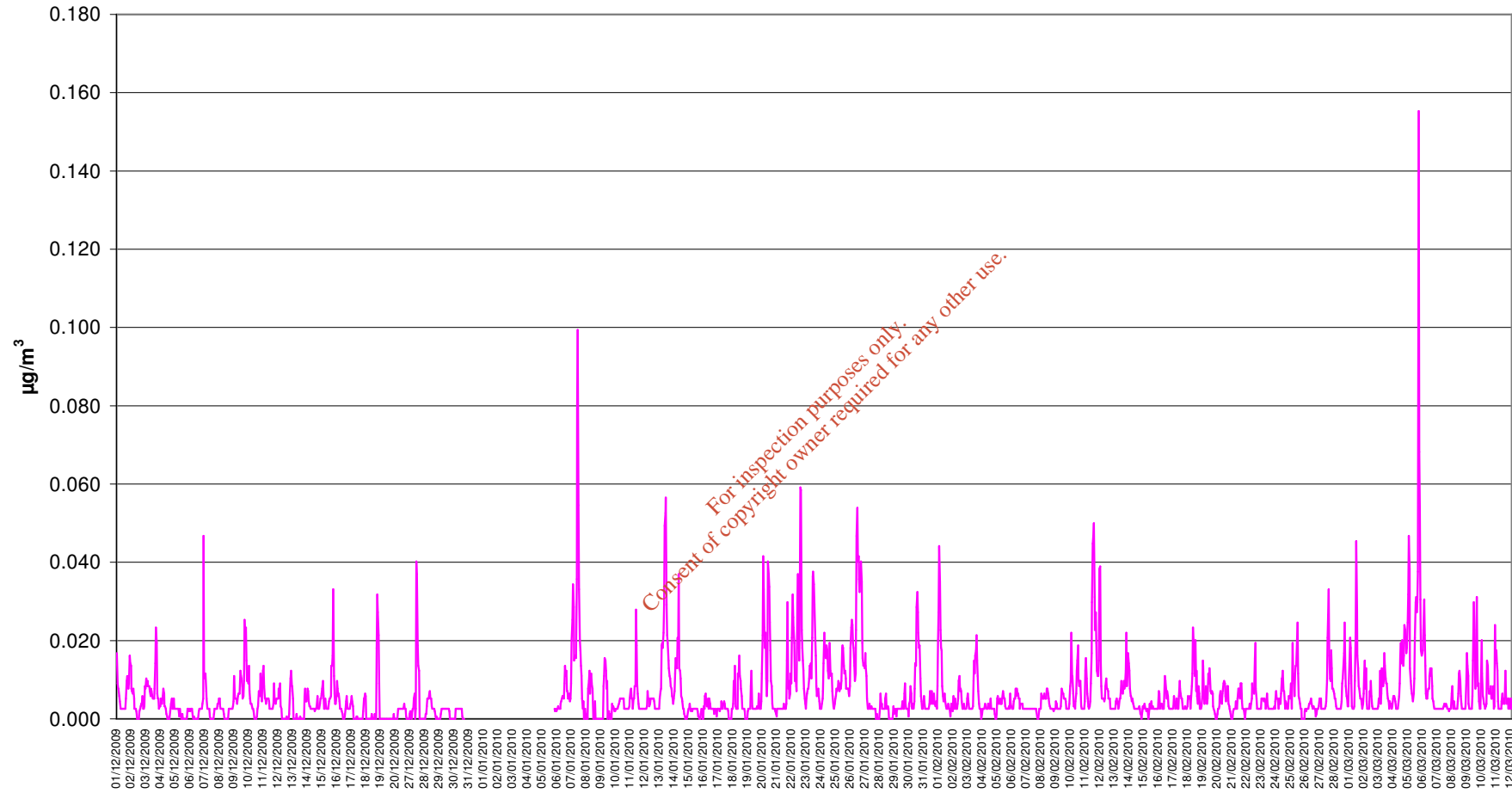
As presented in Table 5 the maximum hourly concentration of toluene is 51,613 times lower than the EAL, and the maximum hourly concentration of all forms of xylene is 1,655,000 times lower than the EAL.

Benzene



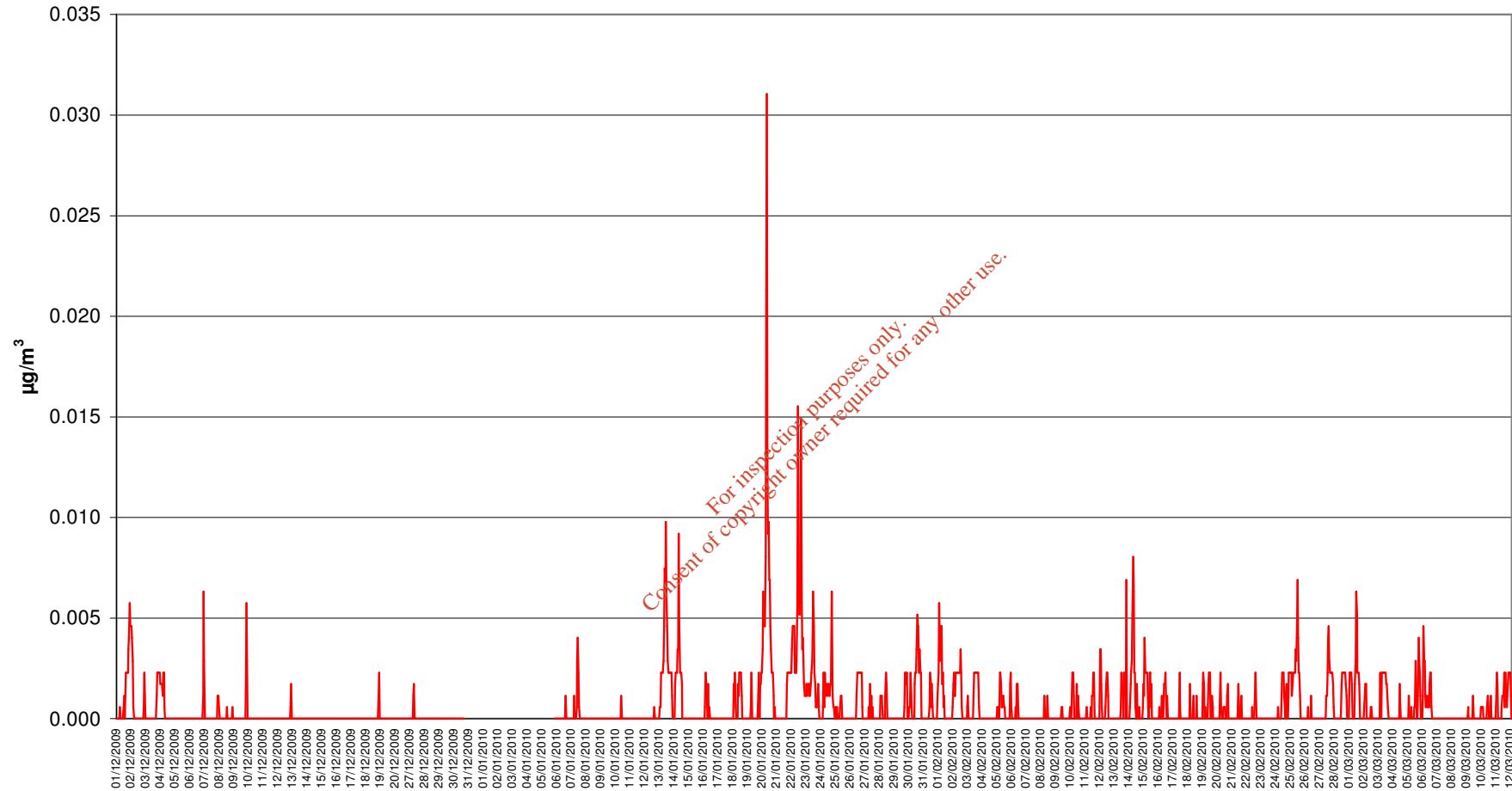
Graph 1: Hourly Mean Benzene Concentrations

Toluene



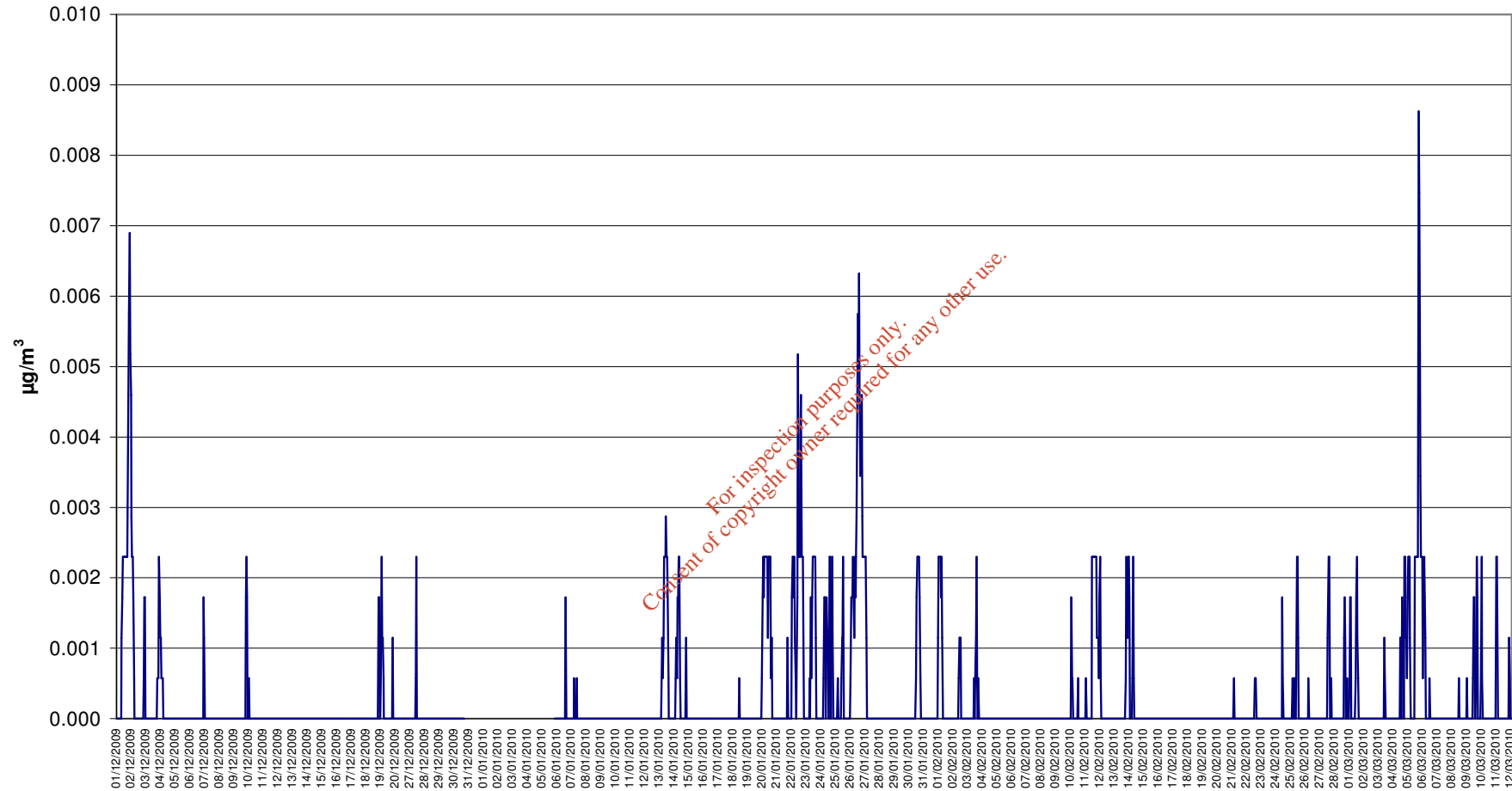
Graph 2: Hourly Mean Toluene Concentrations

m,p-Xylene



Graph 3: Hourly Mean m,p-Xylene Concentrations

o-Xylene



Graph 4: Hourly Mean o-Xylene Concentrations

3.2.2 Diffusion Tubes

The results for the top ten compounds measured on each tube are provided in Table 6, Table 7, Table 8 and Table 9. The results presented express the variation registered each month per location.

Table 6: Site 1 Diffusion Tube Results

Site 1	Period 1	Period 2	Period 3	Period Average ($\mu\text{g}/\text{m}^3$)	Annual Mean EAL ($\mu\text{g}/\text{m}^3$)
2-Butanone		n/a	0.64	0.64	6,000
Benzene		1.09	1.21	1.15	5
Benzene, 1,2,3-trimethyl-		n/a	0.28	0.28	-
Benzene, 1,2,4-trimethyl-		n/a	0.87	0.87	-
Benzene, 1,3,5-trimethyl-		0.83	n/a	0.83	-
Butane, 2,2-dimethyl-		0.28	n/a	0.28	-
Dodecane		0.62	n/a	0.62	-
Ethylbenzene	Sample Missing ²	6.00	0.86	3.43	4,410
Formanide, N,N-dimethyl		n/a	0.72	0.72	-
Heptane		n/a	0.47	0.47	-
m p-Xylene		n/a	1.70	1.70	4,410
Naphthalene		0.40	1.88	1.14	530
Octane		0.63	n/a	0.63	-
o-Xylene		3.45	n/a	3.45	4,410
p-Xylene		7.77	n/a	7.77	4,410
Toluene		3.02	2.45	2.74	1,910

² The Diffusion tube was vandalised

Table 7: Site 2 Diffusion Tube Results

Site 2	Period 1	Period 2	Period 3	Period Average ($\mu\text{g}/\text{m}^3$)	Annual Mean EAL ($\mu\text{g}/\text{m}^3$)
2-Butanone	1.29	n/a	1.19	1.24	6,000
Benzene	2.02	1.29	2.35	1.89	5
Benzene, 1,2,4-trimethyl-	n/a	n/a	2.24	2.24	-
Benzene, 1,3,4-trimethyl-	1.53	n/a	n/a	1.53	-
Benzene, 1,3,5-trimethyl-	n/a	0.85	n/a	0.85	-
Benzene, 1-ethyl-3-methyl	0.61	n/a	n/a	0.61	-
Butane, 2,2-dimethyl-	0.89	0.37	n/a	0.63	-
Decane	n/a	n/a	1.46	1.46	-
Ethylbenzene	4.29	1.88	2.09	2.75	4,410
Formamide, N,N-dimethyl	n/a	0.24	0.79	0.52	-
Heptane	n/a	n/a	0.98	0.98	-
m,p-Xylene	6.23	n/a	3.66	4.95	4,410
Naphthalene	0.91	n/a	n/a	0.91	530
Octane	n/a	0.41	n/a	0.41	-
o-Xylene	3.02	1.70	2.47	2.40	4,410
Pentane, 2-methyl-	n/a	0.60	n/a	0.60	-
p-Xylene	n/a	3.61	n/a	3.61	4,410
Toluene	5.62	3.51	6.32	5.15	1,910

Table 8: Site 3 Diffusion Tube Results

Site 3	Period 1	Period 2	Period 3	Period Average ($\mu\text{g}/\text{m}^3$)	Annual Mean EAL ($\mu\text{g}/\text{m}^3$)
2,3-Dimethyldecane	<i>n/a</i>	<i>n/a</i>	0.35	0.35	-
2-Butanone	1.02	<i>n/a</i>	<i>n/a</i>	1.02	6,000
Benzene	1.25	1.03	0.91	1.06	5
Benzene, 1,2,3-trimethyl-	0.35	<i>n/a</i>	<i>n/a</i>	0.35	-
Benzene, 1,3,5-trimethyl-	<i>n/a</i>	0.91	<i>n/a</i>	0.91	-
Butane, 2,2-dimethyl-	0.51	<i>n/a</i>	<i>n/a</i>	0.51	-
Cyclohexane, isocyanato-	<i>n/a</i>	<i>n/a</i>	1.09	1.09	-
Cyclohexane, methyl-	<i>n/a</i>	<i>n/a</i>	1.39	1.39	-
Decane	<i>n/a</i>	<i>n/a</i>	0.45	0.45	-
Ethylbenzene	3.41	5.69	0.37	3.16	4,410
m,p-Xylene	4.78	<i>n/a</i>	0.93	2.86	4,410
Naphthalene	0.58	<i>n/a</i>	<i>n/a</i>	0.58	530
Naphthalene, 1-methyl-	<i>n/a</i>	0.37	<i>n/a</i>	0.37	-
Nonane	<i>n/a</i>	0.34	<i>n/a</i>	0.34	-
o-Xylene	2.04	3.20	<i>n/a</i>	2.62	4,410
Pentane, 2-methyl-	<i>n/a</i>	0.36	<i>n/a</i>	0.36	-
Pentane, 3-methyl-	<i>n/a</i>	0.23	<i>n/a</i>	0.23	-
p-Xylene	<i>n/a</i>	6.95	<i>n/a</i>	6.95	4,410
Tetradecane	<i>n/a</i>	<i>n/a</i>	0.49	0.49	-
Toluene	3.80	2.77	1.20	2.59	1,910
Undecane	0.48	<i>n/a</i>	0.30	0.39	-

Table 9: Site 4 Diffusion Tube Results

Site 4	Period 1	Period 2	Period 3	Period Average ($\mu\text{g}/\text{m}^3$)	Annual Mean EAL ($\mu\text{g}/\text{m}^3$)
2-Butanone	1.37	n/a	1.47	1.42	6,000
2-Propanol, 2-methyl-	0.38	n/a	n/a	0.38	-
Benzene	1.49	1.08	1.95	1.51	5
Benzene, 1,2,4-trimethyl-	n/a	n/a	1.73	1.73	-
Benzene, 1,3,5-trimethyl-	n/a	1.08	n/a	1.08	-
Benzene, 1-ethyl-3-methyl	0.41	n/a	n/a	0.41	-
Butane, 2,2-dimethyl-	0.66	0.33	n/a	0.50	-
Decane	n/a	n/a	1.03	1.03	-
Ethylbenzene	2.12	4.25	1.28	2.55	4,410
Formamide, N,N-dimethyl	n/a	n/a	0.74	0.74	-
m,p-xylene	3.58	n/a	2.28	2.93	4,410
Naphthalene	0.63	n/a	n/a	0.63	530
Nonane	n/a	0.48	n/a	0.48	-
o-Xylene	1.52	2.64	1.53	1.90	4,410
Pentane, 2-methyl-	n/a	0.50	n/a	0.50	-
p-Xylene	n/a	5.91	n/a	5.91	4,410
Tetradecane	n/a	n/a	0.86	0.86	-
Toluene	3.77	2.99	5.28	4.01	1,910
Undecane	n/a	0.51	n/a	0.51	-

The analysis of the results indicate that concentrations measured over the three month period are consistently lower than the annual mean EALs.

3.3 Dust

Baseline dust deposition measurements are shown in Table 10.

Table 10: Dust Deposition Results

Period	Deposition (mg per m ² per day)	
	Location A	Location B
1	13	22
2	18	25
3	59	50
Period Average	30	32

The potential for dust arising from sites is always a matter of public concern. The fear is that the nuisance created during works will affect local amenity value and quality of life for the period during operations. The level of concern, and potential for nuisance, may be directly related to the number and proximity of residential areas to the site.

The degree of nuisance experienced depends on the rate of deposition, and is discernible at two levels:

- a. nuisance, experienced when the dust cover is sufficient to be visible when contrasted to an adjacent clean surface, such as when a finger is wiped across the surface. This is particularly annoying when it occurs regularly over long periods; and
- b. severe nuisance, experienced when the dust cover is perceptible without a clean reference surface for comparison. This usually occurs over short periods during very dusty conditions.

Nuisance complaints are usually associated with periods of peak deposition, occurring during particular weather conditions. There is a “normal” level of dust deposition in every community and it is only when the rate of deposition is high relative to the norm that complaints tend to occur. The impact of dust on a community will therefore be determined by five main factors:

- a. the short-term dustiness during periods of dry weather (climatic factors);
- b. the location of the potential dust source relative to the community;
- c. the effectiveness of dust control measures adopted by the site operator;
- d. the frequency or regularity with which these occur; and
- e. the duration of the site activities that contribute to dust.

The amount of dust that might cause complaint or nuisance in a particular circumstance is very difficult to determine and there are no statutory limits such as those applicable to suspended particulates or gaseous pollutants. However, guidance (relating specifically to mineral operations but applicable to other similar situations) suggests that complaints are likely when the rate of dust deposition is at two to three times the normal background level of dust deposition in the area (*The Environmental Effects of Surface Mineral Workings* (HMSO 1991)).

The analysis of the dust level results indicate very low concentrations and no nuisance is anticipated from baseline conditions.

4 References

The Environmental Effects of Surface Mineral Workings (HMSO 1991)

The H1 Environmental Risk Assessment for Permits (Environment Agency 2010).

*For inspection purposes only.
Consent of copyright owner required for any other use.*

5 Appendices

Appendix 1: Diffusion Tube Location Photographs

Site 1 – St Alphonsus Street



Plate 1: Site 1, View 1 - St Alphonsus Street



Plate 2: Site 1, View 2 - St Alphonsus Street



Plate 3: Site 1, View 3 - St Alphonsus Street

For inspection purposes only.
Consent of copyright owner required for any other use.



Plate 4: Site 1, View 4 - St Alphonsus Street

Site 2 – South Circular Road



Plate 5: Site 2, View 1 – South Circular Road



Plate 6: Site 2, View 2 – South Circular Road



Plate 7: Site 2, View 3 – South Circular Road

Site 3 – O’Curry Street



Plate 8: Site 3, View 1 – O’Curry Street



Plate 9: Site 3, View 2 – O’Curry Street

For inspection purposes only.
Consent of copyright owner required for any other use.



Plate 10: Site 3, View 3 – O'Curry Street



Plate 11: Site 3, View 4 – O'Curry Street

Site 4 – O'Curry Street



Plate 12: Site 4, View 1 – O'Curry Street



Plate 13: Site 4, View 2 – O'Curry Street

For inspection purposes only.
Consent of copyright owner required for any other use.



Plate 14: Site 4, View 3 – O'Curry Street



Plate 15: Site 4, View 4 – View from O'Curry Street onto Gas Works Site

Appendix 2: Continuous Monitoring Unit Location Photographs



Plate 16: Continuous Monitoring Unit, View 1



Plate 17: Continuous Monitoring Unit, View 2

Appendix 3: Laboratory Reports for Diffusion Tube and Frisbee Gauges

Raw data from the Continuous Monitoring Unit is available electronically (CD).

*For inspection purposes only.
Consent of copyright owner required for any other use.*

/Code	C = Calibrationdata		N = Normaldata	V = Validationdata				Toluene (ppb)	Area-2	Reti-2	m,p-xylene (ppb)	Area-3	Reti-3	o-xylene (ppb)	Area-4	Reti-4	Comment line 1
	Date	Time		Area-1	Reti-1	Area-3	Area-4										
N	01/12/2009	16:24	0.01	3766	175	0.06	16729	298	0	136	435	0.01	2270	476			0 hPa 0.00 °C 0.00 steps 1.00 corr
N	01/12/2009	16:39	0	1445	182	0.12	32217	299	0	1114	434	0	798	481			989 hPa 14.03 °C 1939.00 st0.31 corr
N	01/12/2009	16:54	0.01	1613	182	0.07	18358	299	0	734	434	0	475	487			989 hPa 15.56 °C 1940.00 st0.31 corr
N	01/12/2009	17:09	0	618	182	0.11	27541	299	0	558	433	0	12	481			989 hPa 16.58 °C 1940.00 st0.31 corr
N	01/12/2009	17:24	0	555	182	0.06	16328	299	0	768	434	0	10	492			989 hPa 17.27 °C 1940.00 st0.31 corr
N	01/12/2009	17:39	0	501	181	0.05	12692	298	0	932	433	0	70	484			989 hPa 17.75 °C 1940.00 st0.31 corr
N	01/12/2009	17:54	0	255	181	0.04	10878	298	0	688	433	0	6	494			989 hPa 18.09 °C 1939.00 st0.31 corr
N	01/12/2009	18:09	0	210	181	0.04	10033	298	0	684	434	0	78	484			989 hPa 18.34 °C 1940.00 st0.31 corr
N	01/12/2009	18:24	0	281	181	0.04	9867	298	0	522	433	0	8	475			989 hPa 18.49 °C 1940.00 st0.32 corr
N	01/12/2009	18:39	0	223	181	0.03	8783	298	0	543	434	0	98	482			989 hPa 18.56 °C 1940.00 st0.32 corr
N	01/12/2009	18:54	0	220	181	0.03	8008	298	0	807	434	0	258	485			989 hPa 18.48 °C 1940.00 st0.32 corr
N	01/12/2009	19:09	0	778	182	0.03	8413	299	0	541	434	0	107	487			989 hPa 18.36 °C 1940.00 st0.32 corr
N	01/12/2009	19:25	0	538	182	0.03	7803	299	0	692	434	0	337	487			989 hPa 18.22 °C 1940.00 st0.31 corr
N	01/12/2009	19:40	0	565	182	0.03	7482	299	0	626	434	0	280	487			989 hPa 18.09 °C 1940.00 st0.31 corr
N	01/12/2009	19:55	0	743	182	0.03	7433	299	0	577	434	0	33	485			989 hPa 17.98 °C 1940.00 st0.31 corr
N	01/12/2009	20:10	0	475	182	0.03	7565	299	0	526	433	0	116	484			989 hPa 17.97 °C 1940.00 st0.31 corr
N	01/12/2009	20:25	0	431	182	0.03	7101	299	0	345	434	0	19	484			989 hPa 17.90 °C 1940.00 st0.31 corr
N	01/12/2009	20:40	0	394	182	0.03	7772	299	0	676	435	0	290	491			989 hPa 17.79 °C 1940.00 st0.31 corr
N	01/12/2009	20:55	0	259	182	0.03	7311	299	0	303	434	0	93	485			989 hPa 17.64 °C 1940.00 st0.31 corr
N	01/12/2009	21:10	0	334	182	0.03	6508	299	0	334	435	0	15	487			989 hPa 17.44 °C 1940.00 st0.31 corr
N	01/12/2009	21:25	0	231	183	0.02	5939	300	0	462	435	0	54	486			989 hPa 17.24 °C 1940.00 st0.31 corr
N	01/12/2009	21:40	0	181	183	0.02	6240	300	0	2142	436	0	6	489			989 hPa 17.08 °C 1940.00 st0.31 corr
N	01/12/2009	21:55	0	285	182	0.02	6301	300	0	357	434	0	17	490			989 hPa 16.90 °C 1940.00 st0.31 corr
N	01/12/2009	22:10	0	206	183	0.02	5317	300	0	328	434	0	58	482			989 hPa 16.76 °C 1940.00 st0.31 corr
N	01/12/2009	22:25	0	272	183	0.02	4605	299	0.01	3767	449	0	4	480			989 hPa 16.70 °C 1940.00 st0.31 corr
N	01/12/2009	22:40	0	323	182	0.02	3967	300	0	284	435	0	19	494			988 hPa 16.69 °C 1940.00 st0.31 corr
N	01/12/2009	22:55	0	168	183	0.01	3700	299	0	165	436	0	46	489			988 hPa 16.71 °C 1940.00 st0.31 corr
N	01/12/2009	23:10	0	167	182	0.01	3638	300	0	184	435	0	10	486			987 hPa 16.80 °C 1940.00 st0.31 corr
N	01/12/2009	23:25	0	307	182	0.01	3579	299	0	215	435	0	19	480			988 hPa 16.83 °C 1940.00 st0.31 corr
N	01/12/2009	23:40	0	210	182	0.01	3378	299	0	350	434	0	73	485			987 hPa 16.93 °C 1940.00 st0.31 corr
N	01/12/2009	23:55	0	162	182	0.01	3470	299	0	397	435	0	2	495			988 hPa 17.07 °C 1940.00 st0.31 corr
N	02/12/2009	00:10	0	93	182	0.01	3489	299	0	304	434	0	10	491			987 hPa 17.11 °C 1940.00 st0.31 corr
N	02/12/2009	00:25	0	132	182	0.01	3041	299	0	194	434	0	39	476			987 hPa 17.10 °C 1940.00 st0.31 corr
N	02/12/2009	00:40	0	158	182	0.01	2721	299	0	379	433	0	12	480			987 hPa 17.08 °C 1940.00 st0.31 corr
N	02/12/2009	00:55	0	91	182	0.01	2940	299	0	195	433	0	17	491			987 hPa 17.07 °C 1940.00 st0.31 corr
N	02/12/2009	01:10	0	164	182	0.01	2541	298	0	303	433	0	31	477			986 hPa 17.11 °C 1939.00 st0.31 corr
N	02/12/2009	01:25	0	117	182	0.01	2408	298	0	6	439	0	29	479			986 hPa 17.18 °C 1940.00 st0.31 corr
N	02/12/2009	01:40	0	55	182	0.01	2197	298	0	8	434	0.02	467	509			986 hPa 17.26 °C 1940.00 st0.31 corr
N	02/12/2009	01:54	0	6	177	0.01	2396	298	0	145	433	0	43	488			986 hPa 17.31 °C 1940.00 st0.31 corr
N	02/12/2009	02:09	0	10	178	0.01	2097	298	0	184	433	0	81	487			986 hPa 17.36 °C 1939.00 st0.32 corr
N	02/12/2009	02:24	0	158	181	0.01	2306	298	0	246	433	0.01	3230	509			985 hPa 17.44 °C 1939.00 st0.32 corr
N	02/12/2009	02:39	0	8	177	0.01	2092	298	0	103	433	0.01	3049	509			985 hPa 17.52 °C 1939.00 st0.32 corr
N	02/12/2009	02:54	0	20	172	0.01	1987	298	0	97	432	0.01	2992	508			985 hPa 17.64 °C 1939.00 st0.32 corr
N	02/12/2009	03:09	0	42	176	0.01	2150	298	0	196	432	0.01	3164	508			984 hPa 17.72 °C 1940.00 st0.32 corr
N	02/12/2009	03:24	0	25	173	0.01	2167	298	0	177	432	0.01	3083	509			984 hPa 17.77 °C 1939.00 st0.32 corr
N	02/12/2009	03:39	0	23	173	0.01	2004	298	0	194	433	0.01	2811	508			984 hPa 17.85 °C 1939.00 st0.32 corr
N	02/12/2009	03:54	0	14	175	0.01	2130	297	0	206	432	0.01	3124	508			984 hPa 17.94 °C 1939.00 st0.32 corr
N	02/12/2009	04:09	0	67	181	0.01	2089	297	0	1845	446	0.01	2888	508			983 hPa 18.07 °C 1939.00 st0.32 corr
N	02/12/2009	04:24	0	40	181	0.01	2191	297	0	179	433	0.01	2622	508			983 hPa 18.19 °C 1939.00 st0.32 corr
N	02/12/2009	04:39	0	32	175	0.01	2104	297	0.01	2362	446	0.01	2841	508			983 hPa 18.28 °C 1940.00 st0.32 corr
N	02/12/2009	04:54	0	3	175	0.01	2094	297	0	2095	446	0.01	2404	508			983 hPa 18.32 °C 1940.00 st0.32 corr
N	02/12/2009	05:09	0	58	181	0.01	2053	297	0.01	2571	446	0.01	2577	508			983 hPa 18.35 °C 1940.00 st0.32 corr
N	02/12/2009	05:24	0	82	180	0.01	2085	297	0.01	2354	446	0.01	2656	507			983 hPa 18.43 °C 1940.00 st0.32 corr
N	02/12/2009	05:39	0	53	181	0.01	2402	297	0	1973	446	0.01	2359	507			982 hPa 18.48 °C 1940.00 st0.32 corr
N	02/12/2009	05:54	0	16	174	0.01	2307	297	0	2139	446	0.01	2392	507			982 hPa 18.49 °C 1940.00 st0.32 corr
N	02/12/2009	06:09	0	86	181	0.01	2568	297	0	1796	446	0.01	2584	507			982 hPa 18.48 °C 1940.00 st0.32 corr
N	02/12/2009	06:24	0	256	180	0.01	2477	297	0	2353	446	0.01	2339	506			982 hPa 18.50 °C 1940.00 st0.32 corr
N	02/12/2009	06:39	0	42	180	0.01	2285	297	0	2510	445	0.01	2060	506			982 hPa 18.57 °C 1940.00 st0.32 corr
N	02/12/2009	06:54	0	216	180	0.01	2473	296	0	2061	444	0.01	1607	506			982 hPa 18.67 °C 1940.00 st0.32 corr
N	02/12/2009	07:09	0	22	172	0.01	2725	296	0	2345	445	0.01	1935	506			981 hPa 18.77 °C 1940.00 st0.32 corr
N	02/12/2009	07:24	0	255	180	0.01	2609	296	0.01	2335	444	0.01	2073	506			981 hPa 18.84 °C 1940.00 st0.32 corr
N	02/12/2009	07:39	0	9	175	0.01	2661	297	0	2235	444	0.01	1861	507			981 hPa 18.92 °C 1940.00 st0.32 corr
N	02/12/2009	07:54	0	186	180	0.01	3254	296	0	2286	444	0.01	2530	506			981 hPa 19.01 °C 1940.00 st0.32 corr
N	02/12/2009	08:09	0	203	180	0.01	3742	296	0.01	2822	444	0.01	2036	506			981 hPa 19.12 °C 1940.00 st0.32 corr
N	02/12/2009	08:24	0	379	180	0.02	4172	296	0.01	2884	444	0.01	2153	505			981 hPa 19.17 °C 1940.00 st0.32 corr
N	02/12/2009	08:39	0	387	180	0.02	5700	296	0.01	2931	445	0.01	2187	506			981 hPa 19.17 °C 1940.00 st0.32 corr
N	02/12/2009	08:54	0	577	180	0.03	7428	296	0.01	3273	445	0.01	2073	507			981 hPa 19.11 °C 1940.00 st0.32 corr
N	02/12/2009	09:09	0	886	180	0.03	8637	296	0.01	3891	445	0.01	2084	507			981 hPa 19.10 °C 1940.00 st0.32 corr
N	02/12/2009	09:24	0	781	179	0.04	9993	296	0.01	4496	445	0.01	1897	506			981 hPa 19.12 °C 1940.00 st0.32 corr
N	02/12/2009	09:39	0	1236	179	0.04	11098	296	0.01	4712	445	0.01	1970	506			981 hPa 19.17 °C 1940.00 st0.32 corr
N	02/12/2009	09:54	0	1153	179	0.04	10146	296	0.01	4541	444	0.01	1985	506			981 hPa 19.21 °C 1940.00 st0.32 corr
N	02/12/2009	10:09	0	798	179	0.04	1205	296	0.01								

N	02/12/2009	22:39	0	117	182	0.01	2287	300	0	204	435	0	12	481	992 hPa	18.29 °C	1940.00	st0.31	corr
N	02/12/2009	22:54	0	36	169	0.01	1867	299	0	196	435	0	43	479	992 hPa	18.23 °C	1940.00	st0.31	corr
N	02/12/2009	23:09	0	99	182	0.01	1657	299	0	191	435	0	19	480	993 hPa	18.13 °C	1940.00	st0.31	corr
N	02/12/2009	23:24	0	18	177	0.01	1580	299	0	187	436	0	140	493	993 hPa	18.08 °C	1940.00	st0.31	corr
N	02/12/2009	23:39	0	198	183	0.01	1504	299	0	300	434	0	18	481	994 hPa	18.08 °C	1940.00	st0.31	corr
N	02/12/2009	23:54	0	10	181	0.01	1531	299	0	239	435	0	39	486	993 hPa	18.10 °C	1940.00	st0.31	corr
N	03/12/2009	00:09	0	16	170	0.01	1652	299	0	89	435	0	21	487	994 hPa	18.09 °C	1940.00	st0.31	corr
N	03/12/2009	00:24	0	6	174	0.01	1422	299	0	299	435	0	59	494	995 hPa	18.04 °C	1940.00	st0.31	corr
N	03/12/2009	00:39	0	66	182	0.01	1424	299	0	89	434	0	41	480	995 hPa	17.98 °C	1940.00	st0.31	corr
N	03/12/2009	00:54	0	48	183	0.01	1484	299	0	122	434	0	23	482	995 hPa	17.97 °C	1940.00	st0.31	corr
N	03/12/2009	01:09	0	63	178	0	1244	300	0	376	436	0	41	483	994 hPa	17.95 °C	1940.00	st0.31	corr
N	03/12/2009	01:24	0	101	183	0.01	1484	300	0	153	435	0	33	479	995 hPa	17.87 °C	1940.00	st0.31	corr
N	03/12/2009	01:39	0	5	177	0.01	1572	300	0	174	436	0	17	499	995 hPa	17.75 °C	1940.00	st0.31	corr
N	03/12/2009	01:54	0	201	183	0.01	1333	300	0	116	437	0	29	478	995 hPa	17.54 °C	1940.00	st0.31	corr
N	03/12/2009	02:09	0	37	183	0	1245	300	0	44	438	0	60	486	996 hPa	17.26 °C	1940.00	st0.31	corr
N	03/12/2009	02:24	0	35	183	0	1102	301	0	192	436	0	98	507	996 hPa	17.01 °C	1940.00	st0.31	corr
N	03/12/2009	02:39	0	68	178	0	961	301	0	126	438	0	33	505	996 hPa	16.81 °C	1940.00	st0.31	corr
N	03/12/2009	02:54	0	332	166	0	1285	301	0	149	437	0	90	492	997 hPa	16.62 °C	1940.00	st0.31	corr
N	03/12/2009	03:09	0	194	166	0	1037	301	0	1810	452	0	11	496	996 hPa	16.39 °C	1940.00	st0.31	corr
N	03/12/2009	03:24	0	259	166	0	1145	301	0	385	436	0	19	480	997 hPa	16.23 °C	1939.00	st0.31	corr
N	03/12/2009	03:39	0	370	166	0	900	302	0	17	431	0	76	480	997 hPa	16.12 °C	1940.00	st0.31	corr
N	03/12/2009	03:54	0	264	166	0	1015	301	0	156	438	0	82	488	997 hPa	16.00 °C	1939.00	st0.31	corr
N	03/12/2009	04:09	0	207	166	0	778	302	0	97	438	0	2	483	997 hPa	15.85 °C	1939.00	st0.31	corr
N	03/12/2009	04:24	0	519	167	0	2472	302	0	938	0	0	23	496	998 hPa	15.71 °C	1940.00	st0.31	corr
N	03/12/2009	04:39	0	238	167	0	828	302	0	11	433	0	66	493	998 hPa	15.60 °C	1939.00	st0.31	corr
N	03/12/2009	04:54	0	302	167	0	909	302	0	26	438	0	13	493	998 hPa	15.36 °C	1940.00	st0.31	corr
N	03/12/2009	05:09	0	264	167	0	1035	302	0	43	438	0	9	476	998 hPa	15.22 °C	1940.00	st0.31	corr
N	03/12/2009	05:24	0	200	167	0	1100	303	0	21	434	0	49	485	998 hPa	15.09 °C	1940.00	st0.31	corr
N	03/12/2009	05:39	0	222	167	0	1028	303	0	8	446	0	8	481	998 hPa	14.93 °C	1940.00	st0.31	corr
N	03/12/2009	05:54	0	199	167	0	947	303	0	113	441	0	38	497	998 hPa	14.89 °C	1940.00	st0.31	corr
N	03/12/2009	06:09	0	288	167	0	1097	303	0	21	433	0	90	497	998 hPa	14.90 °C	1940.00	st0.31	corr
N	03/12/2009	06:24	0	169	168	0.01	1369	303	0	21	440	0	13	489	999 hPa	14.89 °C	1940.00	st0.31	corr
N	03/12/2009	06:39	0	221	167	0.01	1439	303	0	102	441	0	32	481	999 hPa	14.86 °C	1940.00	st0.31	corr
N	03/12/2009	06:54	0	284	168	0.01	1698	303	0	169	441	0	62	488	998 hPa	14.87 °C	1940.00	st0.31	corr
N	03/12/2009	07:09	0	252	167	0.01	1486	303	0	6	441	0	36	487	999 hPa	14.74 °C	1940.00	st0.31	corr
N	03/12/2009	07:24	0	312	167	0.01	2663	303	0	291	440	0	15	485	999 hPa	14.62 °C	1940.00	st0.31	corr
N	03/12/2009	07:39	0	207	168	0.01	3047	303	0	201	440	0	51	493	1000 hPa	14.64 °C	1940.00	st0.31	corr
N	03/12/2009	07:54	0	115	167	0.01	2306	303	0	349	440	0	36	477	999 hPa	14.70 °C	1940.00	st0.31	corr
N	03/12/2009	08:09	0	157	168	0.01	2668	303	0	295	440	0	32	476	1000 hPa	14.69 °C	1940.00	st0.31	corr
N	03/12/2009	08:24	0	519	185	0.01	2472	303	0	120	440	0	21	501	1000 hPa	14.61 °C	1940.00	st0.31	corr
N	03/12/2009	08:39	0	968	185	0.02	4314	303	0	173	440	0	205	492	999 hPa	14.72 °C	1940.00	st0.31	corr
N	03/12/2009	08:54	0	268	168	0.01	3829	303	0	143	441	0	11	498	998 hPa	14.82 °C	1940.00	st0.31	corr
N	03/12/2009	09:09	0	188	168	0.01	3617	303	0	107	441	0	21	500	1000 hPa	14.86 °C	1940.00	st0.31	corr
N	03/12/2009	09:24	0	129	168	0.01	3218	303	0	60	440	0	53	478	1000 hPa	14.84 °C	1940.00	st0.31	corr
N	03/12/2009	09:39	0	854	185	0.02	4004	303	0	191	441	0	68	495	999 hPa	14.98 °C	1940.00	st0.31	corr
N	03/12/2009	09:54	0	206	168	0.02	4169	303	0	359	441	0	8	478	999 hPa	15.13 °C	1940.00	st0.31	corr
N	03/12/2009	10:09	0	392	185	0.01	3438	302	0	114	440	0	32	502	999 hPa	15.23 °C	1939.00	st0.31	corr
N	03/12/2009	10:24	0	216	167	0.01	3035	303	0	331	441	0	66	496	1000 hPa	15.41 °C	1939.00	st0.31	corr
N	03/12/2009	10:39	0	418	185	0.01	3120	302	0	87	440	0	97	495	999 hPa	15.49 °C	1939.00	st0.31	corr
N	03/12/2009	10:54	0.01	2185	185	0.03	7452	302	0	150	440	0	13	485	1000 hPa	15.72 °C	1939.00	st0.31	corr
N	03/12/2009	11:09	0	987	185	0.03	7279	302	0	259	439	0	95	494	1000 hPa	15.97 °C	1939.00	st0.31	corr
N	03/12/2009	11:24	0	460	184	0.02	5241	301	0	402	437	0	320	509	999 hPa	16.15 °C	1939.00	st0.31	corr
N	03/12/2009	11:39	0	450	184	0.02	5211	301	0	177	437	0	63	484	1000 hPa	16.52 °C	1939.00	st0.31	corr
N	03/12/2009	11:54	0	584	184	0.02	4483	301	0	204	438	0	104	476	1000 hPa	16.96 °C	1940.00	st0.31	corr
N	03/12/2009	12:09	0	227	183	0.01	3014	301	0	397	442	0	293	508	1000 hPa	17.06 °C	1940.00	st0.31	corr
N	03/12/2009	12:24	0	275	183	0.01	2846	300	0	111	434	0	62	489	999 hPa	17.09 °C	1940.00	st0.31	corr
N	03/12/2009	12:39	0	306	183	0.01	2706	299	0	130	440	0	243	504	999 hPa	17.41 °C	1940.00	st0.31	corr
N	03/12/2009	12:54	0	235	183	0.01	3396	300	0	263	436	0	257	492	998 hPa	18.11 °C	1940.00	st0.31	corr
N	03/12/2009	13:09	0	129	183	0.01	2880	300	0	272	435	0	247	507	1000 hPa	18.36 °C	1940.00	st0.31	corr
N	03/12/2009	13:24	0	231	181	0.01	2673	299	0	243	434	0	274	504	999 hPa	18.22 °C	1940.00	st0.31	corr
N	03/12/2009	13:39	0	392	181	0.01	3035	298	0	284	432	0	1041	509	999 hPa	18.70 °C	1940.00	st0.31	corr
N	03/12/2009	13:54	0	201	181	0.01	2220	297	0	3411	445	0.01	1515	507	999 hPa	19.39 °C	1940.00	st0.31	corr
N	03/12/2009	14:09	0	93	180	0.01	2388	297	0.01	3187	446	0.01	1434	507	999 hPa	20.18 °C	1940.00	st0.31	corr
N	03/12/2009	14:24	0	218	179	0.01	2616	296	0.01	3278	445	0	398	506	999 hPa	20.95 °C	1940.00	st0.31	corr
N	03/12/2009	14:39	0	456	180	0.01	3643	296	0.01	4592	445	0.01	1673	507	999 hPa	21.59 °C	1940.00	st0.32	corr
N	03/12/2009	14:54	0	773	180	0.02	5870	296	0.01	3952	445	0.01	1478	506	999 hPa	21.97 °C	1940.00	st0.32	corr
N	03/12/2009	15:09	0	973	180	0.03	6950	297	0.01	4204	446	0.01	1788	508	999 hPa	22.20 °C	1940.00	st0.32	corr
N	03/12/2009	15:24	0	1243	180	0.03	7408	297	0.01	4313	446	0.01	1637	508	999 hPa	22.15 °C	1940.00	st0.32	corr
N	03/12/2009	15:39	0	1425	181	0.03	7855	298	0.01	575	432	0.01	1692	508	1000 hPa	21.78 °C	1940.00	st0.32	corr
N	03/12/2009	15:54	0.01	1889	181	0.04	9916	298	0	553	433	0	481	486	999 hPa	21.37 °C	1940.00	st0.32	corr
N	03/12/2009	1																	

N	04/12/2009	05:24	0	345	183	0.02	5108	300	0	352	434	0	58	485	1000 hPa	17.51 °C	1940.00 st0.31 corr
N	04/12/2009	05:39	0	420	183	0.02	4443	300	0	413	436	0	151	486	1000 hPa	17.59 °C	1940.00 st0.31 corr
N	04/12/2009	05:54	0	442	183	0.02	4407	300	0	331	436	0	6	488	1000 hPa	17.69 °C	1940.00 st0.31 corr
N	04/12/2009	06:09	0	294	183	0.02	4523	300	0	188	436	0	72	476	1000 hPa	17.71 °C	1940.00 st0.31 corr
N	04/12/2009	06:24	0	379	183	0.02	4736	300	0	217	435	0	383	489	1000 hPa	17.62 °C	1940.00 st0.31 corr
N	04/12/2009	06:39	0	244	183	0.02	4291	300	0	242	436	0	160	507	1001 hPa	17.55 °C	1940.00 st0.31 corr
N	04/12/2009	06:54	0	258	183	0.02	4313	300	0	222	436	0	25	480	1000 hPa	17.53 °C	1940.00 st0.31 corr
N	04/12/2009	07:09	0	547	183	0.02	5463	300	0	354	435	0	236	507	1000 hPa	17.55 °C	1940.00 st0.31 corr
N	04/12/2009	07:24	0	706	183	0.03	7213	300	0	456	435	0	87	475	1000 hPa	17.64 °C	1940.00 st0.31 corr
N	04/12/2009	07:39	0	704	182	0.03	8627	299	0	471	434	0	638	505	1000 hPa	17.74 °C	1940.00 st0.31 corr
N	04/12/2009	07:54	0	708	182	0.04	9445	300	0	382	435	0	10	488	1000 hPa	17.82 °C	1940.00 st0.31 corr
N	04/12/2009	08:09	0	955	182	0.05	11845	300	0	555	435	0	520	506	999 hPa	17.90 °C	1940.00 st0.31 corr
N	04/12/2009	08:24	0	1395	182	0.05	13503	300	0	457	435	0	703	506	999 hPa	18.01 °C	1940.00 st0.31 corr
N	04/12/2009	08:39	0	1223	182	0.05	13309	300	0	540	435	0	750	505	999 hPa	18.14 °C	1940.00 st0.31 corr
N	04/12/2009	08:54	0.01	1739	182	0.07	17850	299	0	891	435	0	737	505	998 hPa	18.25 °C	1940.00 st0.31 corr
N	04/12/2009	09:09	0.01	1898	182	0.08	19892	299	0	789	433	0	811	503	999 hPa	18.38 °C	1940.00 st0.31 corr
N	04/12/2009	09:24	0	1194	182	0.08	20875	299	0	837	434	0	832	504	999 hPa	18.53 °C	1940.00 st0.31 corr
N	04/12/2009	09:39	0	1464	181	0.09	22962	298	0	879	434	0	984	504	998 hPa	18.74 °C	1940.00 st0.31 corr
N	04/12/2009	09:54	0.01	2941	181	0.11	28911	298	0	994	433	0	1086	503	997 hPa	18.94 °C	1940.00 st0.31 corr
N	04/12/2009	10:09	0	1446	181	0.11	28205	298	0	525	433	0	98	509	998 hPa	19.15 °C	1940.00 st0.31 corr
N	04/12/2009	10:24	0	1433	181	0.08	22004	298	0	1066	433	0	144	509	998 hPa	19.37 °C	1940.00 st0.31 corr
N	04/12/2009	10:39	0	847	181	0.06	16774	298	0	691	432	0	255	509	997 hPa	19.57 °C	1940.00 st0.31 corr
N	04/12/2009	10:54	0.02	7264	180	0.05	12031	297	0.02	8703	432	0	333	508	997 hPa	19.73 °C	1940.00 st0.31 corr
N	04/12/2009	11:09	0	282	180	0.03	8174	297	0.01	4698	446	0	508	507	997 hPa	19.95 °C	1940.00 st0.31 corr
N	04/12/2009	11:24	0	375	180	0.03	7080	297	0.01	4343	446	0	448	507	996 hPa	20.20 °C	1940.00 st0.31 corr
N	04/12/2009	11:39	0	287	180	0.02	5498	297	0.01	4340	446	0	403	507	996 hPa	20.43 °C	1940.00 st0.32 corr
N	04/12/2009	11:54	0	210	179	0.02	5023	296	0.01	4347	444	0.01	1595	506	995 hPa	20.68 °C	1940.00 st0.32 corr
N	04/12/2009	12:09	0	437	178	0.02	5120	295	0.01	3782	443	0	461	504	995 hPa	21.18 °C	1940.00 st0.32 corr
N	04/12/2009	12:24	0	288	178	0.02	4573	295	0.01	3986	443	0	462	504	995 hPa	21.93 °C	1940.00 st0.32 corr
N	04/12/2009	12:39	0	228	178	0.02	4666	295	0.01	3744	443	0.01	2345	504	994 hPa	22.50 °C	1940.00 st0.32 corr
N	04/12/2009	12:54	0	179	178	0.02	5100	294	0.01	4174	441	0	751	502	994 hPa	22.86 °C	1940.00 st0.32 corr
N	04/12/2009	13:09	0	347	177	0.02	5995	293	0.01	4417	440	0	592	500	994 hPa	23.31 °C	1940.00 st0.32 corr
N	04/12/2009	13:24	0	179	176	0.02	5785	293	0.01	4737	439	0	528	500	994 hPa	24.14 °C	1940.00 st0.32 corr
N	04/12/2009	13:39	0	178	176	0.02	4943	293	0.01	5136	440	0.01	2208	500	994 hPa	24.81 °C	1935.00 st0.32 corr
N	04/12/2009	13:54	0	357	177	0.02	4329	293	0.01	4778	440	0	973	500	992 hPa	24.96 °C	1940.00 st0.32 corr
N	04/12/2009	14:09	0	116	177	0.01	3449	294	0.01	4084	441	0.01	2416	502	993 hPa	24.70 °C	1940.00 st0.32 corr
N	04/12/2009	14:24	0	252	178	0.01	3812	294	0.01	3997	441	0.01	2104	502	992 hPa	24.34 °C	1940.00 st0.32 corr
N	04/12/2009	14:39	0	225	178	0.01	3275	294	0.01	3803	441	0.01	2070	502	992 hPa	24.07 °C	1935.00 st0.32 corr
N	04/12/2009	14:54	0	141	178	0.01	3870	294	0.01	3201	442	0.01	2036	503	991 hPa	23.76 °C	1940.00 st0.32 corr
N	04/12/2009	15:09	0	176	178	0.02	3876	295	0.01	3147	443	0.01	1732	504	991 hPa	23.44 °C	1940.00 st0.32 corr
N	04/12/2009	15:24	0	217	178	0.01	3784	295	0.01	3138	443	0	510	504	991 hPa	23.03 °C	1940.00 st0.32 corr
N	04/12/2009	15:39	0	215	178	0.01	3635	295	0.01	2815	443	0.01	1559	504	990 hPa	22.64 °C	1940.00 st0.32 corr
N	04/12/2009	15:54	0	292	178	0.01	3536	295	0.01	2693	443	0.01	1638	505	990 hPa	22.29 °C	1940.00 st0.32 corr
N	04/12/2009	16:09	0	256	179	0.01	3598	295	0.01	2609	444	0	506	505	991 hPa	22.05 °C	1935.00 st0.32 corr
N	04/12/2009	16:24	0	151	179	0.01	3349	295	0.01	2436	443	0	1037	505	990 hPa	21.85 °C	1940.00 st0.32 corr
N	04/12/2009	16:39	0	196	179	0.01	3537	295	0	1909	443	0.01	1459	505	989 hPa	21.70 °C	1940.00 st0.32 corr
N	04/12/2009	16:54	0	272	179	0.02	3959	295	0.01	2542	443	0.01	1298	505	989 hPa	21.60 °C	1940.00 st0.32 corr
N	04/12/2009	17:09	0	285	179	0.02	4675	295	0.01	2696	444	0.01	1256	505	989 hPa	21.58 °C	1940.00 st0.32 corr
N	04/12/2009	17:24	0	254	178	0.02	4600	295	0.01	2340	443	0	335	505	989 hPa	21.54 °C	1940.00 st0.32 corr
N	04/12/2009	17:39	0	129	179	0.02	4358	295	0.01	2315	444	0	405	505	988 hPa	21.51 °C	1940.00 st0.32 corr
N	04/12/2009	17:54	0	234	179	0.02	4058	295	0	1694	443	0.01	1764	504	988 hPa	21.49 °C	1935.00 st0.32 corr
N	04/12/2009	18:09	0	197	179	0.02	4027	295	0.01	2633	443	0.01	1343	504	988 hPa	21.49 °C	1940.00 st0.32 corr
N	04/12/2009	18:24	0	182	179	0.02	3927	295	0.01	2599	443	0	344	504	988 hPa	21.48 °C	1940.00 st0.32 corr
N	04/12/2009	18:39	0	188	179	0.01	3515	295	0	2272	442	0	465	504	988 hPa	21.48 °C	1940.00 st0.32 corr
N	04/12/2009	18:54	0	424	178	0.02	4099	295	0.01	2442	442	0	1075	503	988 hPa	21.48 °C	1940.00 st0.32 corr
N	04/12/2009	19:09	0	442	178	0.02	4307	295	0	2276	442	0	296	504	987 hPa	21.45 °C	1940.00 st0.32 corr
N	04/12/2009	19:24	0	147	179	0.01	3877	295	0.01	2316	442	0	326	503	987 hPa	21.39 °C	1940.00 st0.32 corr
N	04/12/2009	19:39	0	341	178	0.01	3339	295	0.01	2466	442	0	225	504	987 hPa	21.22 °C	1940.00 st0.32 corr
N	04/12/2009	19:54	0	255	179	0.02	4092	296	0.01	2344	443	0.01	1189	505	987 hPa	21.07 °C	1940.00 st0.32 corr
N	04/12/2009	20:09	0	276	178	0.02	4845	295	0	2805	443	0	1012	505	988 hPa	20.92 °C	1940.00 st0.32 corr
N	04/12/2009	20:24	0	212	179	0.02	5087	296	0.01	2282	443	0	122	504	986 hPa	20.75 °C	1940.00 st0.32 corr
N	04/12/2009	20:39	0	400	179	0.02	5623	296	0.01	2389	443	0.01	1243	504	986 hPa	20.66 °C	1940.00 st0.32 corr
N	04/12/2009	20:54	0	398	179	0.03	8234	295	0.01	2790	443	0	263	504	986 hPa	20.66 °C	1940.00 st0.32 corr
N	04/12/2009	21:09	0	477	179	0.03	7899	295	0.01	2652	443	0	194	504	987 hPa	20.70 °C	1935.00 st0.32 corr
N	04/12/2009	21:24	0	443	179	0.03	8587	295	0.01	3117	443	0	178	504	986 hPa	20.75 °C	1940.00 st0.32 corr
N	04/12/2009	21:39	0	480	179	0.03	8804	296	0.01	3759	443	0	157	504	985 hPa	20.79 °C	1940.00 st0.32 corr
N	04/12/2009	21:54	0	412	179	0.03	8678	295	0.01	2957	443	0	314	505	985 hPa	20.81 °C	1935.00 st0.32 corr
N	04/12/2009	22:09	0	487	179	0.03	8051	296	0.01	2977	443	0	249	504	985 hPa	20.83 °C	1940.00 st0.32 corr
N	04/12/2009	22:24	0	181	179	0.03	7783	296	0.01	3067	443	0	408	504	986 hPa	20.85 °C	1935.00 st0.32 corr
N	04/12/2009	22:39	0	223	179	0.02	5796	295	0.01	3359	443	0	993	504	985 hPa	20.82 °C	1940.00 st0.32 corr
N	04/12/2009	22:54	0	249	179	0.02	4835	296	0.01	2499	444	0	261	505	985 hPa	20.76 °C	1940.00 st0.32 corr
N	04/12/2009	23:09	0	239	179	0.01	3585	296	0.01	2242	444	0	790	505	985 hPa	20.63 °C	1940.00 st0.32 corr
N	04/12/2009	23:															

N	05/12/2009	12:09	0	255	179	0.01	3008	295	0	1067	442	0	354	498	981 hPa	19.60 °C	1940.00 st0.32 corr
N	05/12/2009	12:24	0	278	179	0.01	2940	295	0	1747	443	0	123	499	981 hPa	19.65 °C	1935.00 st0.32 corr
N	05/12/2009	12:39	0	180	179	0.01	2546	295	0	1270	442	0	133	497	980 hPa	19.75 °C	1940.00 st0.32 corr
N	05/12/2009	12:54	0	118	178	0.01	2548	295	0	1444	442	0	95	497	980 hPa	19.86 °C	1940.00 st0.32 corr
N	05/12/2009	13:09	0	377	160	0.01	2501	295	0	1481	442	0	123	498	979 hPa	19.96 °C	1940.00 st0.32 corr
N	05/12/2009	13:24	0	399	178	0.01	3085	294	0	1589	441	0	38	503	980 hPa	20.10 °C	1930.00 st0.32 corr
N	05/12/2009	13:39	0	175	178	0.01	3244	294	0	1596	441	0	137	497	979 hPa	20.26 °C	1935.00 st0.32 corr
N	05/12/2009	13:54	0	162	177	0.01	3317	294	0	1460	441	0	13	494	978 hPa	20.41 °C	1940.00 st0.32 corr
N	05/12/2009	14:09	0	189	178	0.02	4420	294	0	1439	441	0	10	505	978 hPa	20.57 °C	1935.00 st0.32 corr
N	05/12/2009	14:24	0	302	177	0.02	5091	294	0	1784	440	0	6	497	977 hPa	20.72 °C	1940.00 st0.32 corr
N	05/12/2009	14:39	0	240	177	0.02	4507	294	0	1821	440	0	46	500	979 hPa	20.88 °C	1925.00 st0.32 corr
N	05/12/2009	14:54	0	104	178	0.02	3914	293	0	1620	440	0	78	477	979 hPa	21.06 °C	1925.00 st0.32 corr
N	05/12/2009	15:09	0	61	172	0.01	3132	293	0	1542	439	0	212	493	978 hPa	21.22 °C	1925.00 st0.32 corr
N	05/12/2009	15:24	0.01	2052	191	0.01	2440	293	0	1733	439	0	289	494	978 hPa	21.37 °C	1920.00 st0.33 corr
N	05/12/2009	15:39	0	61	177	0.01	2185	293	0	1215	439	0	379	495	979 hPa	21.52 °C	1920.00 st0.33 corr
N	05/12/2009	15:54	0	136	178	0.01	1899	293	0	1708	440	0	396	500	976 hPa	21.64 °C	1930.00 st0.32 corr
N	05/12/2009	16:09	0	9	169	0.01	1944	293	0	1716	439	0	173	500	977 hPa	21.71 °C	1920.00 st0.33 corr
N	05/12/2009	16:24	0	128	176	0.01	1947	293	0	1744	439	0	47	499	978 hPa	21.75 °C	1920.00 st0.33 corr
N	05/12/2009	16:39	0	73	177	0.01	1981	293	0	1652	440	0	130	494	977 hPa	21.77 °C	1920.00 st0.33 corr
N	05/12/2009	16:54	0	62	177	0.01	2098	293	0	1167	439	0	642	499	977 hPa	21.76 °C	1925.00 st0.33 corr
N	05/12/2009	17:09	0	19	175	0.01	1898	293	0	1477	439	0	362	495	976 hPa	21.77 °C	1920.00 st0.33 corr
N	05/12/2009	17:24	0	189	177	0.01	1927	293	0	1446	439	0	6	499	976 hPa	21.79 °C	1920.00 st0.33 corr
N	05/12/2009	17:39	0	90	177	0.01	1631	292	0	1467	438	0	146	493	976 hPa	21.79 °C	1920.00 st0.33 corr
N	05/12/2009	17:54	0	132	167	0.01	1617	292	0	1817	438	0	65	498	976 hPa	21.81 °C	1940.00 st0.32 corr
N	05/12/2009	18:09	0	151	176	0.01	2073	292	0	1701	439	0	73	498	976 hPa	21.80 °C	1920.00 st0.33 corr
N	05/12/2009	18:24	0	35	169	0.01	2194	293	0	1336	439	0	35	499	976 hPa	21.83 °C	1920.00 st0.33 corr
N	05/12/2009	18:39	0	85	177	0.01	2083	292	0	1856	438	0	146	499	976 hPa	21.85 °C	1920.00 st0.33 corr
N	05/12/2009	18:54	0	261	176	0.01	1722	293	0	954	439	0	116	492	976 hPa	21.86 °C	1920.00 st0.33 corr
N	05/12/2009	19:09	0	338	177	0.01	1841	293	0	1478	438	0	382	499	977 hPa	21.86 °C	1920.00 st0.33 corr
N	05/12/2009	19:24	0	475	177	0.01	2129	293	0	1976	439	0	6	505	977 hPa	21.81 °C	1920.00 st0.33 corr
N	05/12/2009	19:39	0	399	177	0.01	3141	293	0	1700	440	0	751	501	975 hPa	21.73 °C	1935.00 st0.32 corr
N	05/12/2009	19:54	0	118	178	0.01	2341	293	0	1692	440	0	465	500	977 hPa	21.58 °C	1920.00 st0.33 corr
N	05/12/2009	20:09	0	260	178	0.01	1828	294	0	1665	440	0	92	494	975 hPa	21.29 °C	1940.00 st0.32 corr
N	05/12/2009	20:24	0	210	178	0.01	1757	294	0	1722	441	0	435	500	975 hPa	20.97 °C	1935.00 st0.32 corr
N	05/12/2009	20:39	0	78	178	0.01	1657	294	0	1081	441	0	30	502	975 hPa	20.70 °C	1940.00 st0.32 corr
N	05/12/2009	20:54	0	112	178	0.01	1743	294	0	2018	442	0	14	502	976 hPa	20.49 °C	1930.00 st0.32 corr
N	05/12/2009	21:09	0	256	178	0.01	2009	294	0	1445	442	0	139	496	978 hPa	20.29 °C	1920.00 st0.32 corr
N	05/12/2009	21:24	0	263	178	0.01	2194	295	0	1508	441	0	192	495	978 hPa	20.12 °C	1925.00 st0.32 corr
N	05/12/2009	21:39	0	187	179	0.01	1658	294	0	463	442	0	1	500	976 hPa	19.94 °C	1940.00 st0.32 corr
N	05/12/2009	21:54	0	248	178	0.01	1520	295	0	1507	442	0	265	505	976 hPa	19.77 °C	1940.00 st0.32 corr
N	05/12/2009	22:09	0	13	168	0.01	1604	295	0	1219	442	0	118	496	976 hPa	19.63 °C	1935.00 st0.32 corr
N	05/12/2009	22:24	0	189	179	0.01	1482	295	0	1154	443	0	313	497	976 hPa	19.48 °C	1940.00 st0.32 corr
N	05/12/2009	22:39	0	105	179	0.01	1601	295	0	1394	443	0	16	509	976 hPa	19.31 °C	1935.00 st0.32 corr
N	05/12/2009	22:54	0	67	179	0.01	1366	296	0	1356	444	0	8	484	976 hPa	19.14 °C	1940.00 st0.32 corr
N	05/12/2009	23:09	0	22	172	0.01	1323	295	0	1143	443	0	86	504	976 hPa	18.93 °C	1940.00 st0.32 corr
N	05/12/2009	23:24	0	14	172	0	1233	296	0	949	443	0	62	480	976 hPa	18.72 °C	1940.00 st0.32 corr
N	05/12/2009	23:39	0	47	167	0	1106	296	0	1384	444	0	150	498	976 hPa	18.51 °C	1940.00 st0.32 corr
N	05/12/2009	23:54	0	13	179	0	1009	296	0	1046	445	0	16	497	976 hPa	18.33 °C	1940.00 st0.32 corr
N	06/12/2009	00:09	0	200	179	0.01	1318	296	0	906	444	0	64	489	976 hPa	18.17 °C	1940.00 st0.32 corr
N	06/12/2009	00:24	0	167	180	0.01	1629	296	0	947	444	0	160	500	976 hPa	18.01 °C	1940.00 st0.32 corr
N	06/12/2009	00:39	0	229	180	0.01	1438	296	0	982	444	0	4	484	976 hPa	17.88 °C	1940.00 st0.32 corr
N	06/12/2009	00:54	0	1	167	0.01	1598	296	0	1163	445	0	149	499	976 hPa	17.76 °C	1940.00 st0.32 corr
N	06/12/2009	01:09	0	71	180	0.01	1394	296	0	1162	444	0	56	504	976 hPa	17.69 °C	1935.00 st0.32 corr
N	06/12/2009	01:24	0	207	180	0.01	1430	297	0	759	445	0	112	502	976 hPa	17.62 °C	1940.00 st0.32 corr
N	06/12/2009	01:39	0	108	180	0	1284	296	0	1035	445	0	143	479	976 hPa	17.57 °C	1940.00 st0.32 corr
N	06/12/2009	01:54	0	25	176	0	1176	297	0	909	446	0	9	475	976 hPa	17.49 °C	1935.00 st0.32 corr
N	06/12/2009	02:09	0	79	181	0.01	1118	297	0	956	446	0	17	486	976 hPa	17.43 °C	1940.00 st0.32 corr
N	06/12/2009	02:24	0	238	180	0.01	1318	297	0	887	444	0	302	499	977 hPa	17.40 °C	1935.00 st0.32 corr
N	06/12/2009	02:39	0	60	180	0	1145	296	0	1041	445	0	164	476	976 hPa	17.47 °C	1940.00 st0.32 corr
N	06/12/2009	02:54	0	23	176	0	1157	297	0	1517	445	0	72	475	977 hPa	17.56 °C	1940.00 st0.32 corr
N	06/12/2009	03:09	0	78	180	0	975	296	0	893	444	0	12	501	976 hPa	17.56 °C	1940.00 st0.32 corr
N	06/12/2009	03:24	0	104	180	0	1158	296	0	919	445	0	137	500	977 hPa	17.54 °C	1940.00 st0.32 corr
N	06/12/2009	03:39	0	90	180	0	1277	297	0	1439	445	0	228	501	976 hPa	17.49 °C	1940.00 st0.32 corr
N	06/12/2009	03:54	0	227	181	0	1114	297	0	1102	445	0	153	501	977 hPa	17.45 °C	1935.00 st0.32 corr
N	06/12/2009	04:09	0	376	180	0.01	2224	296	0	837	444	0	137	500	977 hPa	17.47 °C	1940.00 st0.32 corr
N	06/12/2009	04:24	0	149	180	0.01	1817	296	0	1459	445	0	41	480	977 hPa	17.53 °C	1940.00 st0.32 corr
N	06/12/2009	04:39	0	129	181	0	1275	296	0	961	445	0	6	499	976 hPa	17.59 °C	1940.00 st0.32 corr
N	06/12/2009	04:54	0	19	174	0	954	296	0	1317	445	0	170	497	977 hPa	17.58 °C	1940.00 st0.32 corr
N	06/12/2009	05:09	0	52	180	0	1081	296	0	988	445	0	58	500	978 hPa	17.56 °C	1940.00 st0.32 corr
N	06/12/2009	05:24	0	1	175	0	832	297	0	814	445	0	14	493	977 hPa	17.47 °C	1940.00 st0.32 corr
N	06/12/2009	05:39	0	347	163	0	744	297	0	1073	445	0	4	504	977 hPa	17.37 °C	1940.00 st0.32 corr
N	06/12/2009	05:54	0	72	181	0	1268	297	0	957	445	0	15	506	977 hPa	17.29 °C	1940.00 st0.32 corr
N	06/12/2009	06:09	0	29	181	0	578	297	0	1288	445	0	27	502	978 hPa	17.20 °C	1940.00 st0.32 corr
N	06/12/2009	06:24	0	27	173	0	1081	297	0	146	432	0	10	482	978 hPa	17.11 °C	1935.00 st0.32 corr
N	06/12/2009	06:39	0	40	181	0	597										

N	06/12/2009	18:53	0	353	182	0.01	3251	298	0	208	432	0	60	485	986 hPa	17.18 °C	1940.00	st0.31	corr
N	06/12/2009	19:08	0	228	181	0.01	2771	298	0	160	433	0	19	508	986 hPa	17.11 °C	1940.00	st0.31	corr
N	06/12/2009	19:23	0	396	182	0.01	2724	299	0	285	434	0	183	505	986 hPa	17.05 °C	1940.00	st0.31	corr
N	06/12/2009	19:38	0	332	182	0.01	2293	299	0	125	434	0	158	505	986 hPa	16.99 °C	1940.00	st0.31	corr
N	06/12/2009	19:53	0	98	182	0.01	1954	298	0	144	433	0	98	502	986 hPa	16.92 °C	1940.00	st0.31	corr
N	06/12/2009	20:08	0	56	176	0.01	1818	299	0	1228	448	0	48	509	986 hPa	16.86 °C	1940.00	st0.31	corr
N	06/12/2009	20:23	0	171	182	0.01	1762	299	0	73	433	0	8	495	986 hPa	16.84 °C	1940.00	st0.31	corr
N	06/12/2009	20:38	0	143	181	0.01	1744	299	0	121	435	0	321	504	986 hPa	16.89 °C	1940.00	st0.31	corr
N	06/12/2009	20:53	0	35	172	0.01	1400	298	0	4	441	0	92	505	986 hPa	16.94 °C	1940.00	st0.31	corr
N	06/12/2009	21:08	0	91	182	0.01	1376	299	0	83	433	0	48	501	985 hPa	16.99 °C	1940.00	st0.31	corr
N	06/12/2009	21:23	0	85	182	0.01	1219	298	0	48	431	0	94	505	985 hPa	17.02 °C	1940.00	st0.31	corr
N	06/12/2009	21:38	0	79	181	0.01	1222	298	0	123	433	0	46	483	985 hPa	17.07 °C	1940.00	st0.31	corr
N	06/12/2009	21:53	0	94	181	0.01	1226	298	0	71	433	0	216	509	985 hPa	17.19 °C	1940.00	st0.32	corr
N	06/12/2009	22:08	0	31	170	0.01	1205	298	0	21	438	0	108	503	986 hPa	17.35 °C	1940.00	st0.31	corr
N	06/12/2009	22:23	0	68	182	0.01	1127	298	0	1057	447	0	6	485	986 hPa	17.54 °C	1940.00	st0.32	corr
N	06/12/2009	22:38	0	1	169	0.01	1028	298	0	17	439	0	15	481	986 hPa	17.65 °C	1940.00	st0.32	corr
N	06/12/2009	22:53	0	21	170	0.01	838	298	0	742	446	0	12	492	986 hPa	17.65 °C	1940.00	st0.32	corr
N	06/12/2009	23:08	0	77	181	0.01	905	298	0	799	447	0	10	507	985 hPa	17.59 °C	1940.00	st0.32	corr
N	06/12/2009	23:23	0	101	182	0.01	969	298	0	95	433	0	27	494	985 hPa	17.52 °C	1940.00	st0.32	corr
N	06/12/2009	23:38	0	127	181	0.01	1338	298	0	292	435	0	79	502	985 hPa	17.48 °C	1940.00	st0.32	corr
N	06/12/2009	23:53	0	97	181	0.01	1033	298	0	761	446	0	103	502	985 hPa	17.50 °C	1940.00	st0.32	corr
N	07/12/2009	00:08	0	76	181	0.01	1121	297	0	1044	445	0	21	500	985 hPa	17.60 °C	1940.00	st0.32	corr
N	07/12/2009	00:23	0	35	171	0.01	954	297	0	1082	445	0	12	496	985 hPa	17.73 °C	1940.00	st0.32	corr
N	07/12/2009	00:38	0	79	181	0.01	1037	297	0	29	432	0	8	490	984 hPa	17.85 °C	1940.00	st0.32	corr
N	07/12/2009	00:53	0	8	180	0.01	859	297	0	920	445	0	4	491	984 hPa	17.96 °C	1940.00	st0.32	corr
N	07/12/2009	01:08	0	176	178	0.01	946	297	0	1130	445	0	173	501	984 hPa	18.07 °C	1940.00	st0.32	corr
N	07/12/2009	01:23	0	53	172	0.01	808	297	0	903	445	0	16	478	984 hPa	18.15 °C	1940.00	st0.32	corr
N	07/12/2009	01:38	0	49	167	0.01	846	296	0	952	444	0	10	486	983 hPa	18.21 °C	1940.00	st0.32	corr
N	07/12/2009	01:53	0	20	175	0.01	674	297	0	1161	445	0	4	487	983 hPa	18.27 °C	1940.00	st0.32	corr
N	07/12/2009	02:08	0	7	171	0.01	718	296	0	902	444	0	2	483	984 hPa	18.31 °C	1935.00	st0.32	corr
N	07/12/2009	02:23	0	10	184	0.01	788	296	0	1083	445	0	8	508	982 hPa	18.35 °C	1940.00	st0.32	corr
N	07/12/2009	02:38	0	43	176	0.01	642	296	0	895	443	0	35	499	982 hPa	18.42 °C	1940.00	st0.32	corr
N	07/12/2009	02:53	0	11	169	0.01	663	296	0	583	444	0	190	502	981 hPa	18.49 °C	1940.00	st0.32	corr
N	07/12/2009	03:08	0	10	183	0.01	672	296	0	774	444	0	22	486	981 hPa	18.58 °C	1940.00	st0.32	corr
N	07/12/2009	03:23	0	55	180	0.01	745	296	0	906	444	0	49	500	981 hPa	18.63 °C	1940.00	st0.32	corr
N	07/12/2009	03:38	0	53	175	0.01	664	296	0	955	444	0	55	479	981 hPa	18.70 °C	1940.00	st0.32	corr
N	07/12/2009	03:53	0	237	180	0.01	625	296	0	742	443	0	27	503	980 hPa	18.77 °C	1940.00	st0.32	corr
N	07/12/2009	04:08	0	1	173	0.01	763	296	0	848	445	0	159	478	981 hPa	18.85 °C	1940.00	st0.32	corr
N	07/12/2009	04:23	0	38	179	0.01	642	295	0	698	444	0	12	504	980 hPa	18.85 °C	1940.00	st0.32	corr
N	07/12/2009	04:38	0	89	180	0.01	740	296	0	750	444	0	104	484	979 hPa	18.90 °C	1940.00	st0.32	corr
N	07/12/2009	04:53	0	198	180	0.01	768	296	0	445	443	0	12	500	980 hPa	18.73 °C	1935.00	st0.32	corr
N	07/12/2009	05:08	0	15	171	0.01	590	296	0	608	444	0	6	476	979 hPa	18.69 °C	1940.00	st0.32	corr
N	07/12/2009	05:23	0	22	179	0.01	690	295	0	764	443	0	10	490	979 hPa	18.70 °C	1940.00	st0.32	corr
N	07/12/2009	05:38	0	39	176	0.01	614	296	0	674	444	0	112	479	980 hPa	18.71 °C	1930.00	st0.32	corr
N	07/12/2009	05:53	0	138	180	0.01	652	296	0	805	444	0	12	507	979 hPa	18.74 °C	1940.00	st0.32	corr
N	07/12/2009	06:08	0	217	162	0.01	591	296	0	681	443	0	61	481	979 hPa	18.75 °C	1940.00	st0.32	corr
N	07/12/2009	06:23	0	14	176	0.01	811	296	0	905	444	0	8	505	979 hPa	18.73 °C	1940.00	st0.32	corr
N	07/12/2009	06:38	0	24	173	0.01	794	296	0	740	444	0	86	501	980 hPa	18.71 °C	1935.00	st0.32	corr
N	07/12/2009	06:53	0	128	180	0.01	692	296	0	675	443	0	55	498	979 hPa	18.70 °C	1940.00	st0.32	corr
N	07/12/2009	07:08	0	254	179	0.01	941	296	0	882	444	0	50	500	979 hPa	18.68 °C	1940.00	st0.32	corr
N	07/12/2009	07:23	0	178	179	0.01	1710	296	0	1268	443	0	57	496	979 hPa	18.69 °C	1940.00	st0.32	corr
N	07/12/2009	07:38	0	329	179	0.01	1848	296	0	922	444	0	141	498	979 hPa	18.65 °C	1940.00	st0.32	corr
N	07/12/2009	07:53	0	161	180	0.01	1804	296	0	1025	445	0	86	498	981 hPa	18.57 °C	1940.00	st0.32	corr
N	07/12/2009	08:08	0	120	180	0.01	1228	296	0	1199	445	0	47	500	980 hPa	18.48 °C	1940.00	st0.32	corr
N	07/12/2009	08:23	0	496	180	0.01	2053	297	0	1175	444	0	68	482	981 hPa	18.38 °C	1940.00	st0.32	corr
N	07/12/2009	08:38	0	1214	180	0.01	3798	297	0	1191	446	0	90	499	980 hPa	18.29 °C	1940.00	st0.32	corr
N	07/12/2009	08:53	0	502	180	0.02	4071	297	0	80	443	0	179	502	980 hPa	18.22 °C	1940.00	st0.32	corr
N	07/12/2009	09:08	0	295	180	0.01	3725	297	0	786	443	0	76	499	980 hPa	18.21 °C	1940.00	st0.32	corr
N	07/12/2009	09:23	0	318	180	0.01	3298	297	0	1083	446	0	95	502	982 hPa	18.19 °C	1940.00	st0.32	corr
N	07/12/2009	09:38	0	467	180	0.01	3139	297	0	21	439	0	418	501	981 hPa	18.17 °C	1940.00	st0.32	corr
N	07/12/2009	09:53	0	716	180	0.01	2660	297	0	183	440	0	16	477	981 hPa	18.17 °C	1940.00	st0.32	corr
N	07/12/2009	10:08	0	611	180	0.01	2449	296	0	1301	445	0	55	501	981 hPa	18.24 °C	1940.00	st0.32	corr
N	07/12/2009	10:23	0	328	180	0.01	2038	296	0	1436	445	0	234	500	981 hPa	18.39 °C	1940.00	st0.32	corr
N	07/12/2009	10:38	0	272	180	0.01	1617	297	0	1490	446	0	250	501	982 hPa	18.56 °C	1940.00	st0.32	corr
N	07/12/2009	10:53	0	365	180	0.01	1698	297	0	1080	446	0	8	501	982 hPa	18.63 °C	1940.00	st0.32	corr
N	07/12/2009	11:08	0	1005	180	0.01	3786	297	0	23	438	0	238	501	983 hPa	18.62 °C	1940.00	st0.32	corr
N	07/12/2009	11:23	0	914	181	0.01	3872	298	0	281	434	0	332	503	983 hPa	18.42 °C	1940.00	st0.32	corr
N	07/12/2009	11:38	0	289	182	0.01	2691	298	0	195	433	0	222	503	984 hPa	17.90 °C	1940.00	st0.32	corr
N	07/12/2009	11:53	0	238	181	0.01	2099	298	0	237	433	0	187	504	984 hPa	17.34 °C	1940.00	st0.32	corr
N	07/12/2009	12:08	0	658	182	0.01	2461	299	0	238	436	0	263	504	985 hPa	17.05 °C	1940.00	st0.31	corr
N	07/12/2009	12:23	0	1084	182	0.01	3010	299											

N	08/12/2009	01:38	0	27	178	0	1273	300	0	240	436	0	275	504	997 hPa	16.97 °C	1940.00	st0.31	corr
N	08/12/2009	01:55	0	101	183	0	1043	300	0	81	437	0	96	506	997 hPa	16.99 °C	1940.00	st0.31	corr
N	08/12/2009	02:08	0	12	178	0	969	300	0	907	449	0	119	505	996 hPa	17.01 °C	1940.00	st0.31	corr
N	08/12/2009	02:23	0	65	179	0	875	300	0	181	435	0	46	475	997 hPa	17.03 °C	1940.00	st0.31	corr
N	08/12/2009	02:38	0	79	170	0	1140	300	0	90	435	0	75	482	997 hPa	17.04 °C	1940.00	st0.31	corr
N	08/12/2009	02:53	0	13	178	0	940	300	0	1034	450	0	10	489	997 hPa	17.03 °C	1940.00	st0.31	corr
N	08/12/2009	03:08	0	25	179	0	742	300	0	104	436	0	21	506	997 hPa	16.99 °C	1940.00	st0.31	corr
N	08/12/2009	03:23	0	12	176	0	810	300	0	42	443	0	9	485	996 hPa	17.02 °C	1940.00	st0.31	corr
N	08/12/2009	03:38	0	20	187	0	704	300	0	1	439	0	23	479	996 hPa	17.14 °C	1940.00	st0.31	corr
N	08/12/2009	03:53	0	13	170	0	685	299	0	122	435	0	15	486	996 hPa	17.25 °C	1940.00	st0.31	corr
N	08/12/2009	04:08	0	58	183	0	750	299	0	37	435	0	44	479	996 hPa	17.35 °C	1940.00	st0.31	corr
N	08/12/2009	04:23	0	73	175	0	655	299	0	48	434	0	25	482	997 hPa	17.44 °C	1940.00	st0.31	corr
N	08/12/2009	04:38	0	33	169	0	704	299	0	1	440	0	4	488	995 hPa	17.56 °C	1940.00	st0.31	corr
N	08/12/2009	04:53	0	129	182	0	768	298	0	52	433	0	204	502	996 hPa	17.71 °C	1940.00	st0.31	corr
N	08/12/2009	05:08	0	20	184	0	833	299	0	43	433	0	150	503	996 hPa	17.86 °C	1940.00	st0.31	corr
N	08/12/2009	05:23	0	63	182	0	759	299	0	51	439	0	29	499	995 hPa	17.97 °C	1940.00	st0.31	corr
N	08/12/2009	05:38	0	74	174	0	845	299	0	25	435	0	55	506	995 hPa	18.11 °C	1940.00	st0.31	corr
N	08/12/2009	05:53	0	74	176	0	731	298	0	887	448	0	25	478	994 hPa	18.26 °C	1940.00	st0.31	corr
N	08/12/2009	06:08	0	41	176	0	788	298	0	911	447	0	37	494	994 hPa	18.43 °C	1940.00	st0.31	corr
N	08/12/2009	06:23	0	57	182	0	629	298	0	51	432	0	170	505	995 hPa	18.53 °C	1940.00	st0.31	corr
N	08/12/2009	06:38	0	55	181	0	827	298	0	688	447	0	2	481	995 hPa	18.57 °C	1940.00	st0.31	corr
N	08/12/2009	06:53	0	76	185	0	841	297	0	1172	447	0	41	476	994 hPa	18.61 °C	1940.00	st0.31	corr
N	08/12/2009	07:08	0	42	176	0	788	298	0	74	434	0	4	501	994 hPa	18.69 °C	1940.00	st0.31	corr
N	08/12/2009	07:23	0	74	181	0	741	298	0	92	433	0	280	487	993 hPa	18.79 °C	1940.00	st0.31	corr
N	08/12/2009	07:38	0	65	180	0	868	298	0	983	446	0	18	482	994 hPa	18.88 °C	1940.00	st0.31	corr
N	08/12/2009	07:53	0	154	181	0	1172	298	0	71	433	0	31	487	993 hPa	18.96 °C	1940.00	st0.31	corr
N	08/12/2009	08:08	0	162	180	0	1060	297	0	122	433	0	246	502	993 hPa	19.09 °C	1940.00	st0.31	corr
N	08/12/2009	08:23	0	189	181	0	1186	297	0	55	432	0	35	479	992 hPa	19.25 °C	1940.00	st0.32	corr
N	08/12/2009	08:38	0	211	180	0.01	1306	297	0	1080	445	0	4	480	992 hPa	19.40 °C	1940.00	st0.32	corr
N	08/12/2009	08:53	0	49	181	0.01	1515	297	0	6	437	0	119	500	992 hPa	19.52 °C	1940.00	st0.32	corr
N	08/12/2009	09:08	0	83	179	0.01	1510	296	0	1270	445	0	12	509	992 hPa	19.67 °C	1940.00	st0.32	corr
N	08/12/2009	09:23	0	131	179	0.01	1628	296	0	1074	444	0	14	507	992 hPa	19.83 °C	1940.00	st0.32	corr
N	08/12/2009	09:38	0	140	179	0.01	1652	296	0	1648	444	0	278	498	992 hPa	20.04 °C	1940.00	st0.32	corr
N	08/12/2009	09:53	0	108	180	0.01	2012	296	0	1225	444	0	119	500	991 hPa	20.26 °C	1940.00	st0.32	corr
N	08/12/2009	10:08	0	142	179	0.01	1649	296	0	1501	444	0	146	481	991 hPa	20.49 °C	1940.00	st0.32	corr
N	08/12/2009	10:23	0	111	180	0.01	1373	295	0	1417	443	0	12	479	991 hPa	20.78 °C	1940.00	st0.32	corr
N	08/12/2009	10:38	0	22	175	0.01	1592	295	0	1334	442	0	204	496	991 hPa	21.08 °C	1940.00	st0.32	corr
N	08/12/2009	10:53	0	235	178	0.01	1647	294	0	1129	441	0	183	497	991 hPa	21.42 °C	1940.00	st0.32	corr
N	08/12/2009	11:08	0	54	170	0.01	1648	294	0	1695	442	0	205	499	991 hPa	21.82 °C	1940.00	st0.32	corr
N	08/12/2009	11:23	0	95	178	0.01	1688	294	0	904	442	0	37	495	991 hPa	22.22 °C	1940.00	st0.32	corr
N	08/12/2009	11:38	0	410	160	0.01	1441	294	0	1113	441	0	48	498	991 hPa	22.61 °C	1940.00	st0.32	corr
N	08/12/2009	11:53	0	12	171	0.01	1484	294	0	1254	441	0	10	500	990 hPa	22.85 °C	1940.00	st0.32	corr
N	08/12/2009	12:08	0	23	172	0.01	1579	294	0	1518	441	0	201	496	990 hPa	22.84 °C	1940.00	st0.32	corr
N	08/12/2009	12:23	0	39	166	0.01	1641	294	0	1475	441	0	1	479	991 hPa	22.90 °C	1940.00	st0.32	corr
N	08/12/2009	12:38	0	199	177	0.01	1753	294	0	1622	441	0	6	503	991 hPa	23.01 °C	1940.00	st0.32	corr
N	08/12/2009	12:53	0	275	178	0.01	1754	294	0	1458	441	0	131	496	991 hPa	23.07 °C	1940.00	st0.32	corr
N	08/12/2009	13:08	0	549	178	0.01	2063	294	0	1717	441	0	15	486	991 hPa	23.06 °C	1940.00	st0.32	corr
N	08/12/2009	13:23	0	610	178	0.01	2609	294	0	1455	441	0	6	506	991 hPa	23.01 °C	1940.00	st0.32	corr
N	08/12/2009	13:38	0	932	178	0.01	2386	294	0	1599	442	0	2	500	991 hPa	22.96 °C	1940.00	st0.32	corr
N	08/12/2009	13:53	0.01	1542	178	0.01	3215	294	0	2160	442	0	284	495	991 hPa	23.02 °C	1940.00	st0.32	corr
N	08/12/2009	14:08	0	603	177	0.02	4020	294	0	2227	441	0	398	496	991 hPa	23.09 °C	1940.00	st0.32	corr
N	08/12/2009	14:23	0	585	176	0.02	3987	293	0.01	2352	439	0	256	494	992 hPa	23.38 °C	1935.00	st0.32	corr
N	08/12/2009	14:38	0	1111	177	0.01	3896	293	0.01	2683	440	0	245	494	992 hPa	24.01 °C	1940.00	st0.32	corr
N	08/12/2009	14:53	0	357	177	0.01	3268	293	0	2130	440	0	168	495	992 hPa	24.39 °C	1940.00	st0.32	corr
N	08/12/2009	15:08	0.01	2040	177	0.01	3132	293	0	2298	440	0	422	495	993 hPa	24.39 °C	1940.00	st0.32	corr
N	08/12/2009	15:23	0.01	3895	177	0.02	4165	294	0	2001	439	0	279	495	992 hPa	24.24 °C	1940.00	st0.32	corr
N	08/12/2009	15:38	0.02	5847	178	0.01	3850	294	0.01	2751	442	0	248	497	992 hPa	24.10 °C	1940.00	st0.32	corr
N	08/12/2009	15:53	0.01	2111	178	0.02	6039	295	0.01	3330	441	0	286	497	993 hPa	23.78 °C	1940.00	st0.32	corr
N	08/12/2009	16:08	0.01	2222	178	0.02	5858	295	0.01	2761	443	0	305	498	994 hPa	23.38 °C	1940.00	st0.32	corr
N	08/12/2009	16:23	0	380	179	0.02	4028	295	0	2154	444	0	362	500	993 hPa	22.96 °C	1940.00	st0.32	corr
N	08/12/2009	16:38	0	406	179	0.02	4139	296	0	2161	443	0	1	504	993 hPa	22.55 °C	1940.00	st0.32	corr
N	08/12/2009	16:53	0.01	1827	179	0.02	4407	296	0	1698	444	0	43	482	994 hPa	22.18 °C	1940.00	st0.32	corr
N	08/12/2009	17:08	0.01	2065	179	0.02	4653	296	0	2097	445	0	237	500	994 hPa	21.88 °C	1940.00	st0.32	corr
N	08/12/2009	17:23	0	1140	180	0.02	4309	296	0	2020	445	0	310	500	994 hPa	21.61 °C	1940.00	st0.32	corr
N	08/12/2009	17:38	0	782	180	0.02	3991	296	0	1914	445	0	538	503	994 hPa	21.34 °C	1940.00	st0.32	corr
N	08/12/2009	17:53	0	995	180	0.02	4150	297	0	422	432	0	424	502	995 hPa	21.11 °C	1940.00	st0.32	corr
N	08/12/2009	18:08	0	1045	180	0.02	3948	297	0	90	432	0	413	501	995 hPa	20.88 °C	1940.00	st0.32	corr
N	08/12/2009	18:23	0	564	180	0.01	2941	297	0	1728	446	0	316	502	995 hPa	20.65 °C	1940.00	st0.32	corr
N	08/12/2009	18:38	0	652	180	0.01	2970	297	0	1063	446	0	179	502	995 hPa	20.46 °C	1940.00	st0.32	corr
N	08/12/2009	18:53	0	406	180	0.01	2644	297	0	187	432	0	10	502	995 hPa	20.30 °C	1940.00	st0.32	corr
N	08/12/2009	19:08	0	559	181	0.01	2892												

N	09/12/2009	08:23	0	132	182	0.01	2081	299	0	151	434	0	202	504	1003 hPa	19.39 °C	1940.00 st0.31 corr
N	09/12/2009	08:38	0	254	182	0.01	1935	299	0	198	435	0	224	506	1005 hPa	19.20 °C	1940.00 st0.31 corr
N	09/12/2009	08:53	0	252	182	0.01	2415	299	0	61	435	0	41	505	1005 hPa	19.09 °C	1940.00 st0.31 corr
N	09/12/2009	09:08	0	305	182	0.01	2885	299	0	384	435	0	87	503	1005 hPa	19.15 °C	1940.00 st0.31 corr
N	09/12/2009	09:23	0	306	182	0.01	3275	299	0	236	435	0	429	505	1005 hPa	19.26 °C	1940.00 st0.31 corr
N	09/12/2009	09:38	0	294	182	0.01	2282	299	0	302	435	0	256	504	1005 hPa	19.37 °C	1940.00 st0.31 corr
N	09/12/2009	09:53	0	185	182	0.01	2185	299	0	271	434	0	207	504	1006 hPa	19.49 °C	1940.00 st0.31 corr
N	09/12/2009	10:08	0	393	181	0.01	2043	298	0	48	434	0	9	485	1005 hPa	19.67 °C	1940.00 st0.31 corr
N	09/12/2009	10:23	0	274	181	0.01	1819	298	0	246	433	0	139	507	1005 hPa	19.92 °C	1940.00 st0.31 corr
N	09/12/2009	10:38	0	209	181	0.01	2042	299	0	171	434	0	87	486	1005 hPa	20.14 °C	1940.00 st0.31 corr
N	09/12/2009	10:53	0	130	181	0.01	1886	298	0	104	434	0	229	504	1005 hPa	20.33 °C	1940.00 st0.31 corr
N	09/12/2009	11:08	0	140	181	0.01	2074	298	0	243	432	0	18	484	1005 hPa	20.53 °C	1940.00 st0.31 corr
N	09/12/2009	11:23	0	193	181	0.01	2062	298	0	64	434	0	150	502	1006 hPa	20.65 °C	1940.00 st0.31 corr
N	09/12/2009	11:38	0	283	181	0.01	1798	298	0	166	433	0	40	478	1005 hPa	20.72 °C	1940.00 st0.31 corr
N	09/12/2009	11:53	0	1354	181	0.01	1841	298	0	252	433	0	76	502	1005 hPa	20.80 °C	1940.00 st0.31 corr
N	09/12/2009	12:08	0.02	4856	181	0.01	1952	298	0	187	432	0	102	502	1005 hPa	20.92 °C	1940.00 st0.31 corr
N	09/12/2009	12:23	0	814	180	0.01	2235	297	0	699	446	0	248	500	1005 hPa	21.10 °C	1940.00 st0.31 corr
N	09/12/2009	12:38	0	502	180	0.01	2124	297	0	2	435	0	41	501	1006 hPa	21.38 °C	1940.00 st0.31 corr
N	09/12/2009	12:53	0.01	2427	180	0.01	2659	297	0	139	433	0	353	504	1006 hPa	21.79 °C	1940.00 st0.31 corr
N	09/12/2009	13:08	0	817	180	0.01	2386	297	0	20	439	0	202	502	1006 hPa	22.02 °C	1940.00 st0.31 corr
N	09/12/2009	13:23	0	361	180	0.01	2125	296	0	817	444	0	107	499	1006 hPa	22.03 °C	1940.00 st0.31 corr
N	09/12/2009	13:38	0	164	179	0.01	2396	296	0	1242	445	0	505	500	1005 hPa	22.33 °C	1940.00 st0.31 corr
N	09/12/2009	13:53	0	739	179	0.01	2515	295	0	1488	443	0	328	498	1005 hPa	22.89 °C	1940.00 st0.31 corr
N	09/12/2009	14:08	0.01	1575	178	0.01	3172	295	0	3179	443	0	239	499	1005 hPa	23.49 °C	1940.00 st0.31 corr
N	09/12/2009	14:23	0	914	179	0.01	3440	295	0	2268	443	0	303	498	1005 hPa	24.11 °C	1940.00 st0.32 corr
N	09/12/2009	14:38	0	166	178	0.01	2871	295	0.01	2335	444	0	252	500	1005 hPa	24.17 °C	1940.00 st0.32 corr
N	09/12/2009	14:53	0	323	179	0.01	2628	296	0	1948	445	0	326	499	1006 hPa	24.06 °C	1940.00 st0.32 corr
N	09/12/2009	15:08	0	508	180	0.01	3400	297	0	1896	446	0	266	503	1007 hPa	23.78 °C	1940.00 st0.32 corr
N	09/12/2009	15:23	0	160	180	0.01	2502	298	0	248	434	0	233	504	1007 hPa	23.11 °C	1940.00 st0.31 corr
N	09/12/2009	15:38	0	686	181	0.01	2896	298	0	158	435	0	287	504	1008 hPa	22.33 °C	1940.00 st0.31 corr
N	09/12/2009	15:53	0	1136	181	0.02	5748	298	0	2029	449	0	327	506	1008 hPa	21.64 °C	1940.00 st0.31 corr
N	09/12/2009	16:08	0	1009	182	0.02	3911	299	0	301	435	0	273	488	1008 hPa	21.09 °C	1940.00 st0.31 corr
N	09/12/2009	16:23	0	1459	182	0.01	3431	299	0	133	436	0	320	507	1008 hPa	20.67 °C	1940.00 st0.31 corr
N	09/12/2009	16:38	0	1076	182	0.02	4461	299	0	420	436	0	325	506	1008 hPa	20.32 °C	1940.00 st0.31 corr
N	09/12/2009	16:53	0	488	182	0.02	5621	299	0	330	435	0	14	506	1008 hPa	20.02 °C	1940.00 st0.31 corr
N	09/12/2009	17:08	0	407	182	0.03	6630	300	0	306	435	0	284	507	1008 hPa	19.77 °C	1940.00 st0.31 corr
N	09/12/2009	17:23	0	439	183	0.04	10448	300	0	378	436	0	791	507	1009 hPa	19.55 °C	1940.00 st0.31 corr
N	09/12/2009	17:38	0	693	183	0.06	15018	300	0	570	436	0	668	507	1008 hPa	19.36 °C	1940.00 st0.31 corr
N	09/12/2009	17:53	0	397	183	0.04	10212	300	0	533	436	0	539	508	1009 hPa	19.17 °C	1940.00 st0.31 corr
N	09/12/2009	18:08	0	208	183	0.02	6017	300	0	425	436	0	485	508	1009 hPa	18.99 °C	1940.00 st0.31 corr
N	09/12/2009	18:23	0	258	183	0.02	4668	300	0	410	436	0	100	507	1010 hPa	18.81 °C	1940.00 st0.31 corr
N	09/12/2009	18:38	0	278	183	0.02	4432	300	0	144	437	0	269	509	1009 hPa	18.60 °C	1940.00 st0.31 corr
N	09/12/2009	18:53	0	375	183	0.02	4855	301	0	420	437	0	360	508	1010 hPa	18.41 °C	1940.00 st0.31 corr
N	09/12/2009	19:08	0	741	183	0.02	5169	301	0	472	438	0	233	508	1010 hPa	18.24 °C	1940.00 st0.31 corr
N	09/12/2009	19:23	0	1112	184	0.02	5978	301	0	429	437	0	342	509	1010 hPa	18.08 °C	1940.00 st0.31 corr
N	09/12/2009	19:38	0	858	184	0.02	6331	301	0	237	438	0	946	509	1010 hPa	17.92 °C	1940.00 st0.31 corr
N	09/12/2009	19:53	0	1100	184	0.02	5888	301	0	213	437	0	440	509	1012 hPa	17.83 °C	1940.00 st0.31 corr
N	09/12/2009	20:08	0	632	184	0.02	5222	301	0	298	439	0	545	509	1011 hPa	17.80 °C	1940.00 st0.31 corr
N	09/12/2009	20:23	0	463	184	0.02	4521	302	0	190	437	0	265	508	1011 hPa	17.77 °C	1940.00 st0.31 corr
N	09/12/2009	20:38	0	644	184	0.02	4189	302	0	242	438	0	265	509	1012 hPa	17.65 °C	1940.00 st0.31 corr
N	09/12/2009	20:53	0	325	166	0.02	4457	302	0	259	437	0	622	509	1013 hPa	17.51 °C	1940.00 st0.31 corr
N	09/12/2009	21:08	0	330	166	0.02	4557	302	0	229	439	0	35	490	1013 hPa	17.39 °C	1940.00 st0.31 corr
N	09/12/2009	21:23	0	367	166	0.02	4835	301	0	166	438	0	13	493	1013 hPa	17.25 °C	1940.00 st0.31 corr
N	09/12/2009	21:38	0	564	184	0.02	5051	302	0	235	438	0	46	486	1014 hPa	17.25 °C	1940.00 st0.31 corr
N	09/12/2009	21:53	0	632	184	0.02	4199	302	0	272	438	0	183	509	1014 hPa	17.27 °C	1940.00 st0.31 corr
N	09/12/2009	22:08	0	456	185	0.01	3162	302	0	237	437	0	67	489	1015 hPa	17.28 °C	1940.00 st0.31 corr
N	09/12/2009	22:23	0	273	167	0.01	3058	302	0	156	443	0	2	475	1015 hPa	17.26 °C	1940.00 st0.31 corr
N	09/12/2009	22:38	0	726	167	0.02	4402	302	0	166	440	0	29	479	1014 hPa	17.18 °C	1940.00 st0.31 corr
N	09/12/2009	22:53	0	571	167	0.02	4836	303	0	283	440	0	25	495	1015 hPa	17.08 °C	1940.00 st0.31 corr
N	09/12/2009	23:08	0	313	167	0.02	4334	303	0	279	439	0	25	478	1015 hPa	17.02 °C	1940.00 st0.31 corr
N	09/12/2009	23:23	0	647	185	0.01	3736	303	0	234	440	0	23	500	1014 hPa	16.97 °C	1945.00 st0.30 corr
N	09/12/2009	23:38	0	550	185	0.02	4113	302	0	489	439	0	29	488	1016 hPa	16.93 °C	1940.00 st0.31 corr
N	09/12/2009	23:53	0.01	2820	185	0.04	9343	302	0	179	440	0	19	482	1016 hPa	17.03 °C	1940.00 st0.31 corr
N	10/12/2009	00:08	0	1146	185	0.04	9807	302	0	260	439	0	81	492	1016 hPa	17.15 °C	1940.00 st0.31 corr
N	10/12/2009	00:23	0	769	185	0.02	6284	303	0	402	439	0	35	477	1017 hPa	17.18 °C	1940.00 st0.31 corr
N	10/12/2009	00:38	0	375	167	0.02	4419	303	0	452	439	0	54	491	1017 hPa	17.16 °C	1940.00 st0.31 corr
N	10/12/2009	00:53	0	260	167	0.02	4601	303	0	250	439	0	75	495	1016 hPa	17.08 °C	1940.00 st0.31 corr
N	10/12/2009	01:08	0	393	185	0.02	4633	303	0	229	441	0	102	491	1017 hPa	16.98 °C	1940.00 st0.30 corr
N	10/12/2009	01:23	0	287	167	0.02	4171	303	0	290	440	0	2	477	1018 hPa	16.89 °C	1940.00 st0.30 corr
N	10/12/2009	01:38	0.01	1659	185	0.03	7096	303	0	305	440	0	31	493	1019 hPa	16.76 °C	1940.00 st0.30 corr
N	10/12/2009	01:53	0	283	167	0.03	8409	303	0	226	440	0	25	504	1017 hPa	16.65 °C	1950.00 st0.30 corr
N	10/12/2009	02:08	0	197	167	0.02	4441	303	0	262	441	0	67	490	1016 hPa	16.55 °C	1955.00 st0.30 corr
N	10/12/2009	02:22	0	246	168	0.02	3968	303	0	270	441	0	105	483	1018 hPa	16.46 °C	1945.00 st0.30 corr
N	10/12/2009	02:37	0	308	167	0.02	5840	304									

N	10/12/2009	15:08	0	1239	181	0.04	10832	298	0	558	433	0	737	504	1023 hPa	24.71 °C	1940.00 st0.31 corr
N	10/12/2009	15:23	0	670	181	0.04	9473	299	0	831	434	0	1027	505	1023 hPa	23.89 °C	1940.00 st0.31 corr
N	10/12/2009	15:38	0	477	182	0.04	9279	299	0	561	435	0	821	506	1023 hPa	23.25 °C	1940.00 st0.31 corr
N	10/12/2009	15:53	0	747	182	0.04	9960	300	0	767	436	0	549	507	1024 hPa	22.71 °C	1940.00 st0.31 corr
N	10/12/2009	16:08	0	653	182	0.04	10705	300	0	691	437	0.01	1227	508	1023 hPa	22.22 °C	1940.00 st0.31 corr
N	10/12/2009	16:23	0	539	183	0.04	10368	300	0	548	436	0	1070	507	1024 hPa	21.78 °C	1940.00 st0.31 corr
N	10/12/2009	16:38	0	639	183	0.03	8858	301	0	905	437	0	819	508	1024 hPa	21.32 °C	1940.00 st0.31 corr
N	10/12/2009	16:53	0	710	183	0.03	8640	301	0	544	437	0	693	509	1025 hPa	20.88 °C	1940.00 st0.31 corr
N	10/12/2009	17:08	0	517	183	0.03	9089	301	0	486	436	0	781	509	1025 hPa	20.58 °C	1940.00 st0.31 corr
N	10/12/2009	17:23	0	464	183	0.06	14600	301	0	526	437	0	50	487	1025 hPa	20.33 °C	1940.00 st0.31 corr
N	10/12/2009	17:38	0	463	183	0.07	18159	301	0	884	437	0.01	1179	509	1024 hPa	20.13 °C	1940.00 st0.31 corr
N	10/12/2009	17:53	0	782	183	0.05	12155	301	0	646	438	0	818	509	1024 hPa	19.98 °C	1940.00 st0.31 corr
N	10/12/2009	18:08	0	590	183	0.04	10424	301	0	603	437	0	637	508	1024 hPa	19.91 °C	1940.00 st0.31 corr
N	10/12/2009	18:23	0	481	184	0.03	8404	301	0	517	438	0	24	492	1022 hPa	19.85 °C	1950.00 st0.30 corr
N	10/12/2009	18:38	0	197	184	0.02	5776	301	0	545	438	0	689	509	1024 hPa	19.76 °C	1940.00 st0.31 corr
N	10/12/2009	18:53	0	361	184	0.02	5070	301	0	474	438	0	803	508	1024 hPa	19.69 °C	1940.00 st0.31 corr
N	10/12/2009	19:08	0	228	184	0.02	4960	301	0	316	438	0	49	491	1024 hPa	19.65 °C	1940.00 st0.31 corr
N	10/12/2009	19:23	0	241	184	0.02	4070	301	0	180	438	0	587	509	1024 hPa	19.67 °C	1940.00 st0.31 corr
N	10/12/2009	19:38	0	368	184	0.02	4298	301	0	332	438	0	209	509	1023 hPa	19.69 °C	1945.00 st0.31 corr
N	10/12/2009	19:53	0	370	184	0.02	4669	301	0	221	437	0	304	509	1022 hPa	19.69 °C	1950.00 st0.30 corr
N	10/12/2009	20:08	0	379	183	0.02	4874	301	0	197	438	0	53	488	1022 hPa	19.66 °C	1945.00 st0.31 corr
N	10/12/2009	20:23	0	281	184	0.02	4188	301	0	276	437	0	413	509	1024 hPa	19.67 °C	1940.00 st0.31 corr
N	10/12/2009	20:38	0	132	184	0.01	2970	301	0	288	437	0	251	508	1023 hPa	19.68 °C	1945.00 st0.31 corr
N	10/12/2009	20:53	0	132	184	0.01	2154	301	0	215	437	0	21	485	1023 hPa	19.69 °C	1940.00 st0.31 corr
N	10/12/2009	21:08	0	120	184	0.01	2984	301	0	164	437	0	289	508	1023 hPa	19.72 °C	1940.00 st0.31 corr
N	10/12/2009	21:23	0	369	183	0.01	3395	301	0	174	438	0	57	487	1023 hPa	19.77 °C	1940.00 st0.31 corr
N	10/12/2009	21:38	0	433	183	0.02	4363	301	0	299	438	0	206	508	1024 hPa	19.83 °C	1940.00 st0.31 corr
N	10/12/2009	21:53	0	451	183	0.02	5612	301	0	273	437	0	329	507	1024 hPa	19.88 °C	1940.00 st0.31 corr
N	10/12/2009	22:08	0	213	183	0.02	4127	301	0	208	436	0	250	508	1023 hPa	19.92 °C	1940.00 st0.31 corr
N	10/12/2009	22:23	0	5	176	0.01	2880	300	0	333	436	0	240	508	1023 hPa	19.98 °C	1940.00 st0.31 corr
N	10/12/2009	22:38	0	61	183	0.01	2514	301	0	67	437	0	214	508	1024 hPa	20.06 °C	1940.00 st0.31 corr
N	10/12/2009	22:53	0	150	184	0.01	2228	301	0	65	437	0	196	507	1024 hPa	20.14 °C	1940.00 st0.31 corr
N	10/12/2009	23:08	0	105	183	0.01	2127	301	0	141	437	0	220	509	1024 hPa	20.20 °C	1940.00 st0.31 corr
N	10/12/2009	23:23	0	80	183	0.01	1930	301	0	169	437	0	183	507	1024 hPa	20.24 °C	1940.00 st0.31 corr
N	10/12/2009	23:38	0	124	183	0.01	1714	300	0	72	437	0	2	494	1023 hPa	20.28 °C	1940.00 st0.31 corr
N	10/12/2009	23:53	0	20	177	0.01	1835	300	0	115	435	0	135	509	1023 hPa	20.33 °C	1940.00 st0.31 corr
N	11/12/2009	00:08	0	6	179	0.01	1648	300	0	96	436	0	58	480	1024 hPa	20.38 °C	1940.00 st0.31 corr
N	11/12/2009	00:23	0	58	174	0.01	1489	300	0	396	436	0	111	478	1024 hPa	20.42 °C	1940.00 st0.31 corr
N	11/12/2009	00:38	0	63	183	0.01	1414	300	0	115	437	0	28	478	1024 hPa	20.46 °C	1940.00 st0.31 corr
N	11/12/2009	00:53	0	78	183	0.01	1624	301	0	179	436	0	237	509	1024 hPa	20.46 °C	1940.00 st0.31 corr
N	11/12/2009	01:07	0	45	173	0.01	1395	300	0	80	436	0	12	479	1024 hPa	20.45 °C	1940.00 st0.31 corr
N	11/12/2009	01:22	0	40	176	0.01	1317	300	0	1662	451	0	1	482	1024 hPa	20.40 °C	1940.00 st0.31 corr
N	11/12/2009	01:37	0	67	183	0.01	1340	301	0	228	436	0	191	507	1023 hPa	20.34 °C	1940.00 st0.31 corr
N	11/12/2009	01:52	0	133	183	0	1109	301	0	111	437	0	24	478	1024 hPa	20.29 °C	1940.00 st0.31 corr
N	11/12/2009	02:07	0	99	174	0	970	301	0	496	437	0	8	478	1024 hPa	20.24 °C	1940.00 st0.31 corr
N	11/12/2009	02:22	0	250	165	0	1080	300	0	1516	452	0	52	509	1023 hPa	20.19 °C	1940.00 st0.31 corr
N	11/12/2009	02:37	0	19	171	0	1054	301	0	1451	452	0	10	508	1023 hPa	20.13 °C	1940.00 st0.31 corr
N	11/12/2009	02:52	0	29	184	0	1013	300	0	323	436	0	77	498	1023 hPa	20.03 °C	1940.00 st0.31 corr
N	11/12/2009	03:07	0	12	171	0	1165	301	0	10	443	0	1	486	1023 hPa	19.98 °C	1940.00 st0.31 corr
N	11/12/2009	03:22	0	77	184	0	1068	301	0	53	437	0	1	508	1023 hPa	19.94 °C	1940.00 st0.31 corr
N	11/12/2009	03:37	0	199	182	0	969	300	0	275	437	0	57	507	1023 hPa	19.93 °C	1940.00 st0.31 corr
N	11/12/2009	03:52	0	29	184	0	1250	301	0	24	437	0	14	475	1023 hPa	19.91 °C	1940.00 st0.31 corr
N	11/12/2009	04:07	0	36	184	0	1086	301	0	109	436	0	14	491	1023 hPa	19.92 °C	1940.00 st0.31 corr
N	11/12/2009	04:22	0	18	173	0	1133	301	0	59	438	0	16	491	1022 hPa	19.92 °C	1940.00 st0.31 corr
N	11/12/2009	04:37	0	148	184	0	915	300	0	125	442	0	30	494	1022 hPa	19.90 °C	1940.00 st0.31 corr
N	11/12/2009	04:52	0	38	169	0	997	301	0	53	437	0	121	490	1023 hPa	19.91 °C	1940.00 st0.31 corr
N	11/12/2009	05:07	0	22	173	0	960	301	0	160	437	0	12	508	1023 hPa	19.90 °C	1940.00 st0.31 corr
N	11/12/2009	05:22	0	26	169	0	999	301	0	87	436	0	28	484	1024 hPa	19.92 °C	1940.00 st0.31 corr
N	11/12/2009	05:37	0	187	183	0	1068	301	0	20	437	0	1	482	1023 hPa	19.92 °C	1940.00 st0.31 corr
N	11/12/2009	05:52	0	28	170	0	1265	301	0	49	436	0	8	475	1023 hPa	19.93 °C	1940.00 st0.31 corr
N	11/12/2009	06:07	0	203	183	0.01	1400	301	0	20	437	0	16	477	1024 hPa	19.93 °C	1940.00 st0.31 corr
N	11/12/2009	06:22	0	53	183	0	1146	301	0	30	437	0	265	507	1024 hPa	19.94 °C	1940.00 st0.31 corr
N	11/12/2009	06:37	0	115	183	0	1215	301	0	2	441	0	71	487	1024 hPa	19.97 °C	1940.00 st0.31 corr
N	11/12/2009	06:52	0	121	183	0	1153	301	0	10	431	0	77	497	1023 hPa	19.96 °C	1940.00 st0.31 corr
N	11/12/2009	07:07	0	148	183	0.01	1507	301	0	81	438	0	24	478	1024 hPa	19.95 °C	1940.00 st0.31 corr
N	11/12/2009	07:22	0	61	183	0.01	1356	301	0	1291	452	0	30	475	1023 hPa	19.91 °C	1940.00 st0.31 corr
N	11/12/2009	07:37	0	19	175	0.01	1608	301	0	101	438	0	43	492	1024 hPa	19.85 °C	1940.00 st0.31 corr
N	11/12/2009	07:52	0	199	184	0.01	1510	301	0	47	437	0	45	507	1024 hPa	19.76 °C	1940.00 st0.31 corr
N	11/12/2009	08:07	0	121	184	0.01	2092	301	0	318	439	0	209	509	1022 hPa	19.65 °C	1945.00 st0.31 corr
N	11/12/2009	08:22	0	118	184	0.01	1857	301	0	166	438	0	22	478	1024 hPa	19.58 °C	1940.00 st0.31 corr
N	11/12/2009	08:37	0	296	184	0.01	2436	302	0	8	439	0	30	490	1023 hPa	19.57 °C	1940.00 st0.31 corr
N	11/12/2009	08:52	0	498	183	0.02	4556	302	0	306	438	0	55	490	1023 hPa	19.57 °C	1940.00 st0.31 corr
N	11/12/2009	09:07	0	651	184	0.03	7014	301	0	296	438	0	170	492	1024 hPa	19.60 °C	1940.00 st0.31 corr
N	11/12/2009	09:22	0	557	184	0.03	7235	301	0	231	438	0	8	482	1024 hPa	19.65 °C	1940.00 st0.31 corr
N	11/12/2009	09:37	0	424	184												

N	11/12/2009	21:52	0	184	167	0.02	3951	303	0	195	441	0	6	499	1023 hPa	17.67 °C	1960.00 st0.30 corr
N	11/12/2009	22:07	0	220	167	0.02	3957	303	0	188	440	0	19	477	1024 hPa	17.65 °C	1955.00 st0.30 corr
N	11/12/2009	22:22	0	593	185	0.02	4588	303	0	91	440	0	15	500	1023 hPa	17.61 °C	1955.00 st0.30 corr
N	11/12/2009	22:37	0	355	167	0.02	5383	303	0	300	441	0	4	479	1023 hPa	17.59 °C	1955.00 st0.30 corr
N	11/12/2009	22:52	0	236	167	0.02	5495	304	0	240	441	0	85	483	1024 hPa	17.54 °C	1955.00 st0.30 corr
N	11/12/2009	23:07	0	193	167	0.02	4734	303	0	205	441	0	62	495	1024 hPa	17.49 °C	1955.00 st0.30 corr
N	11/12/2009	23:22	0	199	167	0.02	3974	303	0	262	441	0	64	503	1024 hPa	17.44 °C	1955.00 st0.30 corr
N	11/12/2009	23:37	0	305	167	0.02	4056	303	0	149	440	0	29	477	1023 hPa	17.40 °C	1960.00 st0.30 corr
N	11/12/2009	23:52	0	255	167	0.02	3954	303	0	154	440	0	19	478	1023 hPa	17.37 °C	1960.00 st0.30 corr
N	12/12/2009	00:07	0	240	167	0.02	4077	303	0	368	441	0	33	490	1024 hPa	17.35 °C	1955.00 st0.30 corr
N	12/12/2009	00:22	0	251	167	0.02	4569	303	0	185	440	0	46	482	1023 hPa	17.31 °C	1960.00 st0.30 corr
N	12/12/2009	00:37	0	187	167	0.02	4188	303	0	376	441	0	283	492	1025 hPa	17.26 °C	1950.00 st0.30 corr
N	12/12/2009	00:52	0	248	167	0.02	4088	303	0	185	440	0	12	499	1025 hPa	17.20 °C	1950.00 st0.30 corr
N	12/12/2009	01:07	0	153	167	0.02	4249	303	0	368	441	0	79	493	1023 hPa	17.15 °C	1960.00 st0.30 corr
N	12/12/2009	01:22	0	188	167	0.02	5167	303	0	227	441	0	1	476	1025 hPa	17.09 °C	1950.00 st0.30 corr
N	12/12/2009	01:37	0	281	168	0.02	4794	303	0	161	441	0	25	495	1024 hPa	17.03 °C	1955.00 st0.30 corr
N	12/12/2009	01:52	0	160	168	0.02	4705	304	0	252	441	0	108	496	1025 hPa	16.99 °C	1955.00 st0.30 corr
N	12/12/2009	02:07	0	189	167	0.02	4553	303	0	522	441	0	13	478	1025 hPa	16.94 °C	1955.00 st0.30 corr
N	12/12/2009	02:22	0	105	168	0.02	4413	303	0	374	441	0	61	481	1025 hPa	16.86 °C	1955.00 st0.30 corr
N	12/12/2009	02:37	0	138	168	0.02	3939	304	0	500	441	0	1	479	1025 hPa	16.79 °C	1949.00 st0.30 corr
N	12/12/2009	02:52	0	155	168	0.01	3767	304	0	165	441	0	2	501	1026 hPa	16.71 °C	1950.00 st0.30 corr
N	12/12/2009	03:07	0	186	168	0.01	3369	304	0	105	442	0	15	482	1023 hPa	16.64 °C	1960.00 st0.30 corr
N	12/12/2009	03:22	0	159	167	0.01	3170	304	0	518	441	0	15	496	1025 hPa	16.57 °C	1950.00 st0.30 corr
N	12/12/2009	03:37	0	194	168	0.01	3382	304	0	155	443	0	42	502	1024 hPa	16.50 °C	1960.00 st0.30 corr
N	12/12/2009	03:52	0	227	168	0.01	3157	304	0	86	443	0	17	476	1025 hPa	16.43 °C	1955.00 st0.30 corr
N	12/12/2009	04:07	0	204	168	0.01	2339	304	0	113	443	0	8	483	1024 hPa	16.36 °C	1954.00 st0.30 corr
N	12/12/2009	04:22	0	246	168	0.01	2488	304	0	280	442	0	10	484	1024 hPa	16.30 °C	1959.00 st0.30 corr
N	12/12/2009	04:37	0	122	169	0.01	2396	304	0	196	442	0	4	501	1024 hPa	16.22 °C	1955.00 st0.30 corr
N	12/12/2009	04:52	0	175	168	0.01	2175	304	0	158	442	0	200	478	1024 hPa	16.16 °C	1954.00 st0.30 corr
N	12/12/2009	05:07	0	111	168	0.01	2366	304	0	156	442	0	46	490	1025 hPa	16.13 °C	1955.00 st0.30 corr
N	12/12/2009	05:22	0	185	168	0.01	2424	304	0	341	442	0	10	493	1024 hPa	16.12 °C	1960.00 st0.30 corr
N	12/12/2009	05:37	0	189	168	0.01	2515	304	0	84	442	0	110	494	1024 hPa	16.09 °C	1959.00 st0.30 corr
N	12/12/2009	05:52	0	114	168	0.01	2231	304	0	246	444	0	86	489	1024 hPa	16.06 °C	1959.00 st0.30 corr
N	12/12/2009	06:07	0	102	168	0.01	2261	304	0	135	443	0	27	500	1025 hPa	16.02 °C	1954.00 st0.30 corr
N	12/12/2009	06:22	0	129	168	0.01	2154	305	0	167	444	0	27	481	1024 hPa	15.99 °C	1960.00 st0.30 corr
N	12/12/2009	06:37	0	138	168	0.01	2236	305	0	61	443	0	48	495	1025 hPa	15.99 °C	1954.00 st0.30 corr
N	12/12/2009	06:52	0	236	168	0.01	2546	305	0	205	442	0	32	496	1024 hPa	15.97 °C	1959.00 st0.30 corr
N	12/12/2009	07:07	0	95	169	0.01	2496	305	0	15	435	0	30	504	1024 hPa	15.94 °C	1959.00 st0.30 corr
N	12/12/2009	07:22	0	204	169	0.01	2322	305	0	547	442	0	146	496	1024 hPa	15.90 °C	1959.00 st0.30 corr
N	12/12/2009	07:37	0	203	168	0.01	2320	305	0	355	442	0	70	475	1024 hPa	15.83 °C	1960.00 st0.30 corr
N	12/12/2009	07:52	0	82	168	0.01	2872	304	0	141	442	0	7	495	1024 hPa	15.90 °C	1960.00 st0.30 corr
N	12/12/2009	08:07	0	74	169	0.01	3191	305	0	105	443	0	17	480	1025 hPa	15.92 °C	1959.00 st0.30 corr
N	12/12/2009	08:22	0	193	169	0.01	3180	305	0	198	443	0	30	485	1025 hPa	15.94 °C	1959.00 st0.30 corr
N	12/12/2009	08:37	0	135	168	0.01	2918	305	0	333	443	0	27	498	1025 hPa	15.97 °C	1959.00 st0.30 corr
N	12/12/2009	08:52	0	133	169	0.01	3775	305	0	168	444	0	19	489	1025 hPa	16.01 °C	1959.00 st0.30 corr
N	12/12/2009	09:07	0	182	168	0.01	3376	305	0	234	443	0	23	476	1026 hPa	16.04 °C	1960.00 st0.30 corr
N	12/12/2009	09:22	0	137	169	0.01	3574	304	0	269	442	0	19	509	1026 hPa	16.12 °C	1960.00 st0.30 corr
N	12/12/2009	09:37	0	118	168	0.02	4434	304	0	134	442	0	11	495	1026 hPa	16.27 °C	1960.00 st0.30 corr
N	12/12/2009	09:52	0	173	168	0.02	6131	304	0	280	441	0	75	494	1026 hPa	16.46 °C	1954.00 st0.30 corr
N	12/12/2009	10:07	0	257	168	0.03	7270	304	0	405	442	0	86	497	1026 hPa	16.68 °C	1955.00 st0.30 corr
N	12/12/2009	10:22	0	117	168	0.04	10141	304	0	526	442	0	2	498	1027 hPa	16.89 °C	1950.00 st0.30 corr
N	12/12/2009	10:37	0	152	167	0.04	10602	304	0	671	441	0	91	495	1025 hPa	17.18 °C	1960.00 st0.30 corr
N	12/12/2009	10:52	0	692	185	0.03	7394	303	0	474	440	0	77	497	1025 hPa	17.45 °C	1960.00 st0.30 corr
N	12/12/2009	11:07	0	686	185	0.02	6093	303	0	316	440	0	91	485	1026 hPa	17.70 °C	1955.00 st0.30 corr
N	12/12/2009	11:22	0	179	166	0.02	5491	303	0	253	440	0	10	482	1026 hPa	17.96 °C	1955.00 st0.30 corr
N	12/12/2009	11:37	0	181	166	0.02	4636	302	0	221	439	0	25	480	1025 hPa	18.30 °C	1960.00 st0.30 corr
N	12/12/2009	11:52	0	316	184	0.02	4363	302	0	320	438	0	12	492	1025 hPa	18.61 °C	1960.00 st0.30 corr
N	12/12/2009	12:07	0	333	183	0.02	4148	301	0	778	438	0	458	509	1025 hPa	18.96 °C	1960.00 st0.30 corr
N	12/12/2009	12:22	0	329	183	0.02	4103	301	0	290	437	0	349	508	1026 hPa	19.49 °C	1955.00 st0.30 corr
N	12/12/2009	12:37	0	250	182	0.02	4425	300	0	447	437	0	325	507	1027 hPa	20.03 °C	1950.00 st0.30 corr
N	12/12/2009	12:52	0	212	183	0.01	3751	300	0	337	437	0	318	507	1027 hPa	20.61 °C	1950.00 st0.30 corr
N	12/12/2009	13:07	0	256	183	0.01	3478	301	0	386	436	0	238	508	1028 hPa	20.91 °C	1945.00 st0.30 corr
N	12/12/2009	13:22	0	364	183	0.01	3725	301	0	244	436	0	272	508	1029 hPa	21.00 °C	1940.00 st0.31 corr
N	12/12/2009	13:37	0	275	183	0.02	4101	301	0	298	436	0	420	507	1030 hPa	20.98 °C	1940.00 st0.31 corr
N	12/12/2009	13:52	0	720	182	0.02	3944	300	0	309	435	0	442	505	1027 hPa	20.99 °C	1950.00 st0.30 corr
N	12/12/2009	14:07	0	257	182	0.02	4210	299	0	394	434	0	414	504	1028 hPa	21.27 °C	1940.00 st0.31 corr
N	12/12/2009	14:22	0	350	181	0.02	4134	299	0	169	434	0	550	504	1029 hPa	21.90 °C	1940.00 st0.31 corr
N	12/12/2009	14:37	0	338	181	0.02	4662	298	0	360	434	0	245	503	1029 hPa	22.51 °C	1940.00 st0.31 corr
N	12/12/2009	14:52	0	416	181	0.02	4637	298	0	341	434	0	364	504	1028 hPa	22.93 °C	1940.00 st0.31 corr
N	12/12/2009	15:07	0	393	181	0.02	4770	298	0	491	433	0	259	504	1028 hPa	23.18 °C	1940.00 st0.31 corr
N	12/12/2009	15:22	0	741	182	0.02	5327	300	0	346	435	0	356	507	1029 hPa	23.20 °C	1940.00 st0.31 corr
N	12/12/2009	15:37	0	393	183	0.02	4463	301	0	357	436	0	279	508	1029 hPa	22.77 °C	1940.00 st0.31 corr
N	12/12/2009	15:52	0	297	183	0.02	4340	301	0	355	436	0	335	509	1029 hPa	22.01 °C	1940.00 st0.31 corr
N	12/12/2009	16:07	0	328	184	0.02	4833	302	0	344	438	0	426	509	1028 hPa	21.17 °C	

N	13/12/2009	04:37	0	114	171	0	66	287	0	158	434	0	19	490	1026 hPa	13.65 °C	1960.00	st0.30	corr
N	13/12/2009	04:52	0	107	171	0	32	285	0	98	435	0	37	494	1026 hPa	13.60 °C	1960.00	st0.30	corr
N	13/12/2009	05:07	0	170	172	0	111	284	0	248	448	0	6	498	1026 hPa	13.55 °C	1960.00	st0.30	corr
N	13/12/2009	05:22	0	246	172	0	11	301	0	20	436	0	1	509	1026 hPa	13.50 °C	1960.00	st0.30	corr
N	13/12/2009	05:37	0	131	171	0	91	286	0	9	435	0	35	476	1026 hPa	13.44 °C	1960.00	st0.30	corr
N	13/12/2009	05:52	0	130	166	0	15	284	0	124	433	0	6	498	1026 hPa	13.38 °C	1960.00	st0.30	corr
N	13/12/2009	06:07	0	136	171	0	50	283	0	50	442	0	2	488	1026 hPa	13.32 °C	1960.00	st0.30	corr
N	13/12/2009	06:22	0	297	172	0	13	284	0	7	442	0	4	479	1026 hPa	13.29 °C	1960.00	st0.30	corr
N	13/12/2009	06:37	0	52	172	0	59	281	0	11	443	0	30	486	1026 hPa	13.24 °C	1960.00	st0.30	corr
N	13/12/2009	06:52	0	111	166	0	47	291	0	46	435	0	98	486	1026 hPa	13.19 °C	1960.00	st0.30	corr
N	13/12/2009	07:07	0	160	172	0	31	283	0	57	439	0	6	506	1026 hPa	13.16 °C	1960.00	st0.30	corr
N	13/12/2009	07:22	0	203	172	0	76	280	0	68	434	0	79	497	1026 hPa	13.15 °C	1960.00	st0.30	corr
N	13/12/2009	07:37	0	140	171	0	30	287	0	128	449	0	7	501	1026 hPa	13.17 °C	1960.00	st0.30	corr
N	13/12/2009	07:52	0	126	172	0.01	2137	308	0	15	436	0	26	497	1026 hPa	13.19 °C	1960.00	st0.30	corr
N	13/12/2009	08:07	0	110	172	0	15	285	0	111	441	0	15	483	1027 hPa	13.19 °C	1960.00	st0.29	corr
N	13/12/2009	08:22	0	132	172	0	41	285	0	48	433	0	1	490	1027 hPa	13.20 °C	1960.00	st0.29	corr
N	13/12/2009	08:37	0	105	172	0	155	298	0	227	435	0	17	481	1027 hPa	13.17 °C	1960.00	st0.29	corr
N	13/12/2009	08:52	0	163	172	0	22	282	0	2	440	0	52	480	1029 hPa	13.15 °C	1960.00	st0.29	corr
N	13/12/2009	09:07	0	163	166	0	84	284	0	113	434	0	13	485	1028 hPa	13.15 °C	1960.00	st0.29	corr
N	13/12/2009	09:22	0	107	166	0	106	286	0	80	447	0	43	488	1028 hPa	13.18 °C	1960.00	st0.29	corr
N	13/12/2009	09:37	0	141	172	0	57	282	0	4	442	0	22	483	1028 hPa	13.25 °C	1960.00	st0.29	corr
N	13/12/2009	09:52	0	183	172	0	26	297	0	4	437	0	39	483	1027 hPa	13.31 °C	1960.00	st0.30	corr
N	13/12/2009	10:07	0	185	172	0	8	290	0	198	449	0	19	483	1027 hPa	13.38 °C	1960.00	st0.30	corr
N	13/12/2009	10:22	0	152	171	0	9	289	0	13	440	0	91	508	1028 hPa	13.44 °C	1960.00	st0.31	corr
N	13/12/2009	10:37	0	158	171	0	20	288	0	67	440	0	30	483	1028 hPa	13.58 °C	1960.00	st0.30	corr
N	13/12/2009	10:52	0	115	171	0	100	283	0	22	433	0	1	475	1028 hPa	13.80 °C	1960.00	st0.30	corr
N	13/12/2009	11:07	0	144	171	0	16	299	0	412	445	0	34	497	1028 hPa	14.05 °C	1960.00	st0.30	corr
N	13/12/2009	11:22	0	116	170	0	56	288	0	154	445	0	122	477	1028 hPa	14.35 °C	1960.00	st0.30	corr
N	13/12/2009	11:37	0	189	170	0	240	281	0	428	446	0	51	499	1027 hPa	14.72 °C	1960.00	st0.30	corr
N	13/12/2009	11:52	0	149	169	0.02	5292	305	0	357	444	0	84	493	1027 hPa	15.14 °C	1960.00	st0.30	corr
N	13/12/2009	12:07	0	202	168	0.02	6330	304	0	192	441	0	119	495	1027 hPa	15.79 °C	1959.00	st0.30	corr
N	13/12/2009	12:22	0	829	185	0.03	7362	303	0	265	441	0	1	479	1027 hPa	16.74 °C	1954.00	st0.30	corr
N	13/12/2009	12:37	0	691	184	0.03	6814	301	0	438	438	0	43	477	1028 hPa	17.77 °C	1949.00	st0.30	corr
N	13/12/2009	12:52	0	611	183	0.03	7573	301	0	529	436	0	538	507	1029 hPa	18.99 °C	1940.00	st0.30	corr
N	13/12/2009	13:07	0	522	182	0.03	9004	299	0	514	435	0	902	505	1028 hPa	20.07 °C	1940.00	st0.30	corr
N	13/12/2009	13:22	0	485	181	0.04	10101	299	0	653	433	0	450	503	1028 hPa	21.17 °C	1940.00	st0.31	corr
N	13/12/2009	13:37	0	1146	180	0.04	11239	298	0	640	432	0	749	502	1028 hPa	22.37 °C	1940.00	st0.31	corr
N	13/12/2009	13:52	0	617	180	0.05	12670	297	0.01	5154	446	0	666	502	1028 hPa	23.56 °C	1940.00	st0.31	corr
N	13/12/2009	14:07	0	664	180	0.05	12677	297	0.01	5367	445	0	962	501	1027 hPa	24.54 °C	1940.00	st0.31	corr
N	13/12/2009	14:22	0	696	179	0.04	11670	297	0.01	5562	445	0	1104	500	1027 hPa	25.04 °C	1940.00	st0.31	corr
N	13/12/2009	14:37	0	664	179	0.05	12581	297	0.01	5214	445	0	1099	500	1028 hPa	25.39 °C	1940.00	st0.31	corr
N	13/12/2009	14:52	0	815	180	0.05	11725	297	0	940	433	0	823	502	1028 hPa	25.59 °C	1940.00	st0.31	corr
N	13/12/2009	15:07	0	538	181	0.04	9796	298	0	519	433	0	581	503	1028 hPa	25.27 °C	1940.00	st0.31	corr
N	13/12/2009	15:22	0	397	181	0.03	7677	299	0	541	434	0	23	479	1029 hPa	24.50 °C	1940.00	st0.31	corr
N	13/12/2009	15:37	0	735	183	0.03	8138	300	0	466	436	0	409	508	1027 hPa	23.56 °C	1950.00	st0.31	corr
N	13/12/2009	15:52	0	851	183	0.03	7687	301	0	491	437	0	627	508	1026 hPa	22.44 °C	1955.00	st0.31	corr
N	13/12/2009	16:07	0	695	184	0.03	7124	302	0	443	440	0	26	490	1026 hPa	21.33 °C	1955.00	st0.30	corr
N	13/12/2009	16:22	0	549	185	0.03	8391	303	0	427	440	0	24	481	1025 hPa	20.29 °C	1960.00	st0.30	corr
N	13/12/2009	16:37	0	644	185	0.04	10139	303	0	410	440	0	6	498	1025 hPa	19.37 °C	1960.00	st0.30	corr
N	13/12/2009	16:52	0	219	168	0.03	8132	304	0	335	443	0	6	483	1025 hPa	18.52 °C	1960.00	st0.30	corr
N	13/12/2009	17:07	0	189	168	0.02	6473	304	0	281	442	0	1	490	1025 hPa	17.80 °C	1960.00	st0.30	corr
N	13/12/2009	17:22	0	214	168	0.03	7154	305	0	163	443	0	84	483	1025 hPa	17.19 °C	1960.00	st0.30	corr
N	13/12/2009	17:37	0	195	169	0.03	7129	305	0	616	443	0	46	479	1025 hPa	16.68 °C	1960.00	st0.30	corr
N	13/12/2009	17:52	0	325	169	0	7	285	0	312	444	0	40	507	1026 hPa	16.24 °C	1960.00	st0.30	corr
N	13/12/2009	18:07	0	202	170	0	113	296	0	9	442	0	76	495	1025 hPa	15.89 °C	1960.00	st0.30	corr
N	13/12/2009	18:22	0	205	169	0	11	283	0	11	435	0	23	480	1025 hPa	15.60 °C	1960.00	st0.30	corr
N	13/12/2009	18:37	0	202	170	0	62	286	0	188	440	0	6	489	1026 hPa	15.34 °C	1960.00	st0.30	corr
N	13/12/2009	18:52	0	219	170	0	49	296	0	59	437	0	81	488	1026 hPa	15.10 °C	1960.00	st0.30	corr
N	13/12/2009	19:07	0	173	170	0	56	284	0	207	446	0	96	502	1026 hPa	14.96 °C	1960.00	st0.30	corr
N	13/12/2009	19:22	0	341	170	0	254	296	0	232	445	0	8	482	1026 hPa	14.92 °C	1960.00	st0.30	corr
N	13/12/2009	19:37	0	133	170	0	51	282	0	473	445	0	83	499	1026 hPa	14.92 °C	1960.00	st0.30	corr
N	13/12/2009	19:52	0	150	170	0	109	295	0	166	445	0	68	483	1026 hPa	14.82 °C	1960.00	st0.30	corr
N	13/12/2009	20:07	0	187	170	0	73	282	0	17	435	0	6	475	1026 hPa	14.72 °C	1955.00	st0.30	corr
N	13/12/2009	20:22	0	298	170	0	89	282	0	436	445	0	47	475	1025 hPa	14.60 °C	1960.00	st0.30	corr
N	13/12/2009	20:37	0	258	170	0	51	297	0	428	447	0	9	482	1025 hPa	14.49 °C	1960.00	st0.30	corr
N	13/12/2009	20:52	0	211	171	0	22	282	0	314	446	0	2	475	1025 hPa	14.39 °C	1960.00	st0.30	corr
N	13/12/2009	21:07	0	229	170	0	14	285	0	7	439	0	6	490	1024 hPa	14.27 °C	1960.00	st0.30	corr
N	13/12/2009	21:22	0	296	171	0	88	286	0	95	432	0	4	478	1025 hPa	14.17 °C	1960.00	st0.30	corr
N	13/12/2009	21:37	0	152	171	0	86	281	0	112	434	0	19	489	1024 hPa	14.05 °C	1960.00	st0.30	corr
N	13/12/2009	21:52	0	202	171	0	61	283	0	13	435	0	28	482	1024 hPa	13.97 °C	1960.00	st0.30	corr
N	13/12/2009	22:07	0	254	171	0	41	283	0	39	434	0	1	481	1024 hPa	13.90 °C	1960.00	st0.30	corr
N	13/12/200																		

N	14/12/2009	11:22	0	157	170	0	145	296	0	8	438	0	24	484	1022 hPa	14.60 °C	1960.00 st0.30 corr
N	14/12/2009	11:37	0	314	169	0	71	282	0	72	437	0	9	492	1022 hPa	14.92 °C	1960.00 st0.30 corr
N	14/12/2009	11:52	0	144	170	0	155	297	0	170	445	0	9	482	1022 hPa	15.23 °C	1960.00 st0.30 corr
N	14/12/2009	12:07	0	137	169	0	118	294	0	440	444	0	108	498	1021 hPa	15.52 °C	1960.00 st0.30 corr
N	14/12/2009	12:22	0	177	169	0.02	6494	305	0	253	444	0	25	498	1021 hPa	15.75 °C	1960.00 st0.30 corr
N	14/12/2009	12:37	0	170	169	0.03	7291	305	0	211	443	0	93	497	1021 hPa	15.95 °C	1959.00 st0.30 corr
N	14/12/2009	12:52	0	200	169	0.04	10854	305	0	469	443	0	29	476	1021 hPa	16.16 °C	1959.00 st0.30 corr
N	14/12/2009	13:07	0	265	169	0.04	9818	305	0	439	444	0	31	493	1022 hPa	16.30 °C	1961.00 st0.30 corr
N	14/12/2009	13:22	0	119	169	0.03	7814	305	0	438	443	0	42	497	1021 hPa	16.40 °C	1961.00 st0.30 corr
N	14/12/2009	13:37	0	153	169	0.03	7831	305	0	478	443	0	10	477	1022 hPa	16.47 °C	1949.00 st0.30 corr
N	14/12/2009	13:52	0	159	168	0.02	6308	304	0	400	442	0	36	503	1022 hPa	16.51 °C	1955.00 st0.30 corr
N	14/12/2009	14:07	0	176	168	0.02	5460	304	0	196	442	0	42	486	1020 hPa	16.61 °C	1959.00 st0.30 corr
N	14/12/2009	14:22	0	200	168	0.02	4766	304	0	316	442	0	29	487	1021 hPa	16.73 °C	1955.00 st0.30 corr
N	14/12/2009	14:37	0	201	168	0.01	3621	304	0	123	443	0	19	476	1021 hPa	16.77 °C	1955.00 st0.30 corr
N	14/12/2009	14:52	0	171	168	0.02	4013	304	0	259	443	0	19	481	1022 hPa	16.78 °C	1950.00 st0.30 corr
N	14/12/2009	15:07	0	187	169	0.02	4320	304	0	182	442	0	10	485	1021 hPa	16.73 °C	1955.00 st0.30 corr
N	14/12/2009	15:22	0	78	168	0.02	4171	305	0	273	443	0	15	483	1020 hPa	16.58 °C	1954.00 st0.30 corr
N	14/12/2009	15:37	0	161	168	0.01	3738	304	0	265	444	0	23	480	1019 hPa	16.39 °C	1960.00 st0.30 corr
N	14/12/2009	15:52	0	125	168	0.02	3986	305	0	275	443	0	8	498	1019 hPa	16.33 °C	1959.00 st0.30 corr
N	14/12/2009	16:07	0	290	168	0.02	4528	304	0	373	443	0	29	480	1020 hPa	16.35 °C	1954.00 st0.30 corr
N	14/12/2009	16:22	0	193	168	0.02	5539	304	0	228	442	0	52	499	1020 hPa	16.45 °C	1950.00 st0.30 corr
N	14/12/2009	16:37	0	107	168	0.02	6004	304	0	429	443	0	36	494	1021 hPa	16.59 °C	1949.00 st0.30 corr
N	14/12/2009	16:52	0	119	168	0.02	5270	304	0	272	443	0	162	495	1022 hPa	16.72 °C	1944.00 st0.30 corr
N	14/12/2009	17:07	0	293	168	0.02	5786	304	0	656	442	0	33	503	1022 hPa	16.82 °C	1944.00 st0.30 corr
N	14/12/2009	17:22	0	202	168	0.03	7559	304	0	442	442	0	61	496	1023 hPa	16.91 °C	1940.00 st0.30 corr
N	14/12/2009	17:37	0	217	168	0.03	7411	304	0	579	442	0	56	498	1023 hPa	17.01 °C	1940.00 st0.30 corr
N	14/12/2009	17:52	0	97	167	0.04	9429	303	0	520	442	0	48	494	1022 hPa	17.11 °C	1940.00 st0.30 corr
N	14/12/2009	18:07	0	595	185	0.03	8996	303	0	401	441	0	1	477	1023 hPa	17.24 °C	1940.00 st0.30 corr
N	14/12/2009	18:22	0	568	185	0.03	7779	303	0	521	440	0	31	483	1022 hPa	17.36 °C	1939.00 st0.30 corr
N	14/12/2009	18:37	0	420	185	0.03	7525	303	0	491	440	0	29	505	1020 hPa	17.45 °C	1950.00 st0.30 corr
N	14/12/2009	18:52	0	314	185	0.02	5346	303	0	342	439	0	25	505	1019 hPa	17.51 °C	1950.00 st0.30 corr
N	14/12/2009	19:07	0	259	185	0.02	4841	303	0	325	440	0	50	491	1019 hPa	17.55 °C	1955.00 st0.30 corr
N	14/12/2009	19:22	0	555	185	0.02	4933	303	0	389	440	0	15	476	1020 hPa	17.59 °C	1950.00 st0.30 corr
N	14/12/2009	19:37	0	308	185	0.02	4784	303	0	451	439	0	37	480	1022 hPa	17.66 °C	1940.00 st0.30 corr
N	14/12/2009	19:52	0	160	167	0.01	3571	302	0	273	440	0	21	476	1022 hPa	17.71 °C	1940.00 st0.30 corr
N	14/12/2009	20:07	0	187	184	0.01	3250	302	0	243	439	0	6	488	1021 hPa	17.81 °C	1940.00 st0.30 corr
N	14/12/2009	20:22	0	143	166	0.01	3220	302	0	280	438	0	556	509	1021 hPa	17.94 °C	1940.00 st0.30 corr
N	14/12/2009	20:37	0	125	166	0.01	3466	302	0	267	439	0	354	509	1020 hPa	18.08 °C	1940.00 st0.31 corr
N	14/12/2009	20:52	0	267	184	0.02	4258	302	0	362	438	0	189	509	1021 hPa	18.21 °C	1940.00 st0.30 corr
N	14/12/2009	21:07	0	206	166	0.02	3982	302	0	173	437	0	589	509	1021 hPa	18.32 °C	1940.00 st0.31 corr
N	14/12/2009	21:22	0	166	184	0.01	3474	302	0	364	438	0	55	487	1019 hPa	18.37 °C	1945.00 st0.30 corr
N	14/12/2009	21:37	0	378	184	0.01	3021	302	0	347	439	0	76	491	1020 hPa	18.39 °C	1940.00 st0.31 corr
N	14/12/2009	21:52	0	202	184	0.01	2997	302	0	0	453	0	248	509	1021 hPa	18.45 °C	1940.00 st0.31 corr
N	14/12/2009	22:07	0	230	184	0.01	2950	301	0	158	438	0	351	509	1020 hPa	18.49 °C	1940.00 st0.31 corr
N	14/12/2009	22:22	0	86	184	0.01	2955	301	0	199	437	0	363	509	1020 hPa	18.52 °C	1940.00 st0.31 corr
N	14/12/2009	22:37	0	229	185	0.01	3069	301	0	305	438	0	21	487	1020 hPa	18.56 °C	1940.00 st0.31 corr
N	14/12/2009	22:52	0	254	184	0.01	2929	301	0	215	436	0	248	508	1020 hPa	18.63 °C	1940.00 st0.31 corr
N	14/12/2009	23:07	0	110	183	0.01	2535	301	0	292	437	0	16	498	1020 hPa	18.69 °C	1940.00 st0.31 corr
N	14/12/2009	23:22	0	158	183	0.01	2496	301	0	141	437	0	121	507	1019 hPa	18.75 °C	1940.00 st0.31 corr
N	14/12/2009	23:37	0	132	184	0.01	2744	301	0	251	437	0	41	509	1019 hPa	18.80 °C	1940.00 st0.31 corr
N	14/12/2009	23:52	0	207	183	0.01	3141	301	0	155	437	0	409	508	1019 hPa	18.84 °C	1940.00 st0.31 corr
N	15/12/2009	00:07	0	223	184	0.01	2799	301	0	239	437	0	645	507	1020 hPa	18.88 °C	1940.00 st0.31 corr
N	15/12/2009	00:22	0	98	183	0.01	2160	301	0	69	437	0	737	508	1020 hPa	18.89 °C	1940.00 st0.31 corr
N	15/12/2009	00:37	0	229	183	0.01	2678	301	0	259	437	0	86	507	1019 hPa	18.88 °C	1940.00 st0.31 corr
N	15/12/2009	00:52	0	221	184	0.01	2781	301	0	233	437	0	168	508	1019 hPa	18.87 °C	1940.00 st0.31 corr
N	15/12/2009	01:07	0	469	183	0.01	2839	301	0	267	437	0	171	507	1019 hPa	18.96 °C	1940.00 st0.31 corr
N	15/12/2009	01:22	0	412	183	0.01	3584	301	0	112	437	0	284	508	1019 hPa	18.92 °C	1940.00 st0.31 corr
N	15/12/2009	01:37	0	310	183	0.01	2954	301	0	285	436	0	135	506	1018 hPa	18.99 °C	1940.00 st0.31 corr
N	15/12/2009	01:52	0	454	183	0.01	3028	301	0	218	437	0	171	508	1018 hPa	19.05 °C	1940.00 st0.31 corr
N	15/12/2009	02:07	0	171	183	0.01	2598	300	0	98	437	0	406	507	1018 hPa	19.10 °C	1940.00 st0.31 corr
N	15/12/2009	02:22	0	321	183	0.01	3667	300	0	212	436	0	253	507	1018 hPa	19.11 °C	1940.00 st0.31 corr
N	15/12/2009	02:37	0	253	183	0.01	3555	301	0	312	436	0	208	508	1018 hPa	19.11 °C	1940.00 st0.31 corr
N	15/12/2009	02:52	0	368	183	0.01	2521	301	0	241	436	0	231	507	1018 hPa	19.07 °C	1940.00 st0.31 corr
N	15/12/2009	03:07	0	140	183	0.01	2267	300	0	214	437	0	133	507	1018 hPa	18.99 °C	1940.00 st0.31 corr
N	15/12/2009	03:22	0	14	175	0.01	1727	301	0	438	437	0	80	482	1017 hPa	18.98 °C	1940.00 st0.31 corr
N	15/12/2009	03:37	0	95	184	0.01	1635	300	0	292	436	0	292	506	1017 hPa	19.03 °C	1940.00 st0.31 corr
N	15/12/2009	03:52	0	124	183	0.01	1649	300	0	167	436	0	249	506	1017 hPa	19.08 °C	1940.00 st0.31 corr
N	15/12/2009	04:07	0	83	183	0.01	1752	300	0	118	436	0	234	507	1018 hPa	19.12 °C	1940.00 st0.31 corr
N	15/12/2009	04:22	0	441	183	0.01	2878	300	0	167	436	0	14	475	1017 hPa	19.17 °C	1940.00 st0.31 corr
N	15/12/2009	04:37	0	119	183	0.01	2229	300	0	63	436	0	155	506	1017 hPa	19.19 °C	1940.00 st0.31 corr
N	15/12/2009	04:52	0	357	182	0.01	2166	300	0	153	436	0	104	506	1017 hPa	19.18 °C	1940.00 st0.31 corr
N	15/12/2009	05:07	0	120	182	0.01	1650	300	0	157	436	0	124	506	1017 hPa	19.18 °C	1940.00 st0.31 corr
N	15/12/2009	05:22	0	129	183	0.01	1493	300	0	228	437	0	283	509	1017 hPa	19.12 °C	1940.00 st0.31 corr
N	15/12/2009	05:37	0	138	182	0.01	1782	300	0	147	435	0	222	505	1017 hPa	19.12 °C	1940.00 st0.3

N	15/12/2009	18:06	0	770	184	0.04	11292	302	0	509	438	0	45	491	1018 hPa	18.44 °C	1940.00 st0.31 corr
N	15/12/2009	18:21	0	822	184	0.04	10014	302	0	460	438	0	35	497	1018 hPa	18.39 °C	1940.00 st0.31 corr
N	15/12/2009	18:36	0	502	184	0.04	9465	301	0	321	438	0	460	508	1018 hPa	18.32 °C	1940.00 st0.31 corr
N	15/12/2009	18:51	0	374	184	0.03	7469	302	0	220	437	0	505	508	1018 hPa	18.29 °C	1940.00 st0.31 corr
N	15/12/2009	19:06	0	493	184	0.03	7087	301	0	232	437	0	362	509	1018 hPa	18.31 °C	1940.00 st0.31 corr
N	15/12/2009	19:21	0	603	184	0.02	6102	301	0	189	438	0	8	485	1018 hPa	18.34 °C	1940.00 st0.31 corr
N	15/12/2009	19:36	0	428	184	0.02	5285	302	0	327	438	0	607	509	1018 hPa	18.32 °C	1940.00 st0.31 corr
N	15/12/2009	19:51	0	276	184	0.01	4325	302	0	231	439	0	132	491	1018 hPa	18.17 °C	1940.00 st0.31 corr
N	15/12/2009	20:06	0	307	184	0.01	3615	302	0	257	439	0	17	485	1019 hPa	17.90 °C	1940.00 st0.31 corr
N	15/12/2009	20:21	0	89	167	0.01	3353	303	0	100	441	0	127	480	1019 hPa	17.55 °C	1940.00 st0.30 corr
N	15/12/2009	20:36	0	182	167	0.01	3078	303	0	179	441	0	46	481	1017 hPa	17.20 °C	1950.00 st0.30 corr
N	15/12/2009	20:51	0	171	167	0.01	3240	303	0	142	441	0	207	498	1018 hPa	16.88 °C	1945.00 st0.30 corr
N	15/12/2009	21:06	0	81	168	0.01	3221	303	0	124	441	0	208	493	1019 hPa	16.60 °C	1940.00 st0.30 corr
N	15/12/2009	21:21	0	162	167	0.01	3550	303	0	213	441	0	19	479	1019 hPa	16.35 °C	1940.00 st0.30 corr
N	15/12/2009	21:36	0	145	168	0.01	3600	304	0	230	441	0	84	478	1019 hPa	16.15 °C	1940.00 st0.30 corr
N	15/12/2009	21:51	0	167	168	0.01	3682	304	0	165	441	0	2	479	1018 hPa	15.97 °C	1944.00 st0.30 corr
N	15/12/2009	22:06	0	160	168	0.02	5559	304	0	237	441	0	11	508	1017 hPa	15.79 °C	1949.00 st0.30 corr
N	15/12/2009	22:21	0	134	168	0.03	6633	304	0	674	441	0	23	501	1018 hPa	15.66 °C	1945.00 st0.30 corr
N	15/12/2009	22:36	0	121	168	0.02	5037	304	0	556	442	0	23	477	1015 hPa	15.54 °C	1959.00 st0.30 corr
N	15/12/2009	22:51	0	188	169	0.01	3795	304	0	261	443	0	57	475	1016 hPa	15.41 °C	1954.00 st0.30 corr
N	15/12/2009	23:06	0	177	169	0.01	3422	304	0	315	442	0	32	488	1015 hPa	15.30 °C	1959.00 st0.30 corr
N	15/12/2009	23:21	0	164	168	0.01	3323	304	0	115	443	0	17	502	1015 hPa	15.19 °C	1959.00 st0.30 corr
N	15/12/2009	23:36	0	83	167	0.02	4321	304	0	244	441	0	6	493	1016 hPa	15.10 °C	1954.00 st0.30 corr
N	15/12/2009	00:51	0	117	168	0.01	3529	304	0	197	441	0	8	493	1015 hPa	15.21 °C	1954.00 st0.30 corr
N	16/12/2009	00:06	0	169	168	0.01	3323	303	0	121	440	0	23	483	1017 hPa	15.43 °C	1950.00 st0.30 corr
N	16/12/2009	00:21	0	116	168	0.01	3545	303	0	342	440	0	11	491	1018 hPa	15.68 °C	1939.00 st0.30 corr
N	16/12/2009	00:36	0	93	168	0.01	3444	303	0	160	443	0	49	476	1018 hPa	15.87 °C	1944.00 st0.30 corr
N	16/12/2009	00:51	0	166	168	0.01	2867	304	0	203	443	0	11	494	1018 hPa	15.89 °C	1940.00 st0.30 corr
N	16/12/2009	01:06	0	76	168	0.01	2062	304	0	1	444	0	11	486	1018 hPa	15.76 °C	1945.00 st0.30 corr
N	16/12/2009	01:21	0	152	168	0.01	1787	304	0	323	443	0	85	479	1018 hPa	15.57 °C	1945.00 st0.30 corr
N	16/12/2009	01:36	0	158	168	0.01	1621	304	0	2	438	0	11	477	1018 hPa	15.37 °C	1945.00 st0.30 corr
N	16/12/2009	01:51	0	130	169	0.01	1553	304	0	102	443	0	26	502	1017 hPa	15.21 °C	1944.00 st0.30 corr
N	16/12/2009	02:06	0	204	168	0.01	1654	304	0	166	443	0	237	494	1014 hPa	15.08 °C	1959.00 st0.30 corr
N	16/12/2009	02:21	0	129	169	0.01	1763	304	0	71	444	0	64	481	1014 hPa	14.96 °C	1959.00 st0.30 corr
N	16/12/2009	02:36	0	176	168	0.01	1379	304	0	38	443	0	54	498	1015 hPa	14.85 °C	1954.00 st0.30 corr
N	16/12/2009	02:51	0	78	169	0.01	1576	304	0	216	444	0	28	477	1015 hPa	14.79 °C	1954.00 st0.30 corr
N	16/12/2009	03:06	0	150	169	0.01	1658	304	0	77	442	0	4	487	1014 hPa	14.74 °C	1959.00 st0.30 corr
N	16/12/2009	03:21	0	568	169	0.01	1397	304	0	520	443	0	9	486	1014 hPa	14.73 °C	1954.00 st0.30 corr
N	16/12/2009	03:36	0	92	168	0.01	1538	305	0	68	443	0	11	497	1015 hPa	14.70 °C	1954.00 st0.30 corr
N	16/12/2009	03:51	0	130	168	0.01	2254	305	0	139	443	0	8	486	1014 hPa	14.67 °C	1959.00 st0.30 corr
N	16/12/2009	04:06	0	99	169	0.01	2451	304	0	141	441	0	37	496	1014 hPa	14.65 °C	1954.00 st0.30 corr
N	16/12/2009	04:21	0	140	169	0.01	2645	305	0	401	443	0	7	476	1015 hPa	14.57 °C	1955.00 st0.30 corr
N	16/12/2009	04:36	0	84	169	0.01	3652	305	0	368	444	0	60	496	1014 hPa	14.47 °C	1959.00 st0.30 corr
N	16/12/2009	04:51	0	59	169	0.04	9160	305	0	407	443	0	50	489	1013 hPa	14.36 °C	1960.00 st0.30 corr
N	16/12/2009	05:06	0	85	170	0.04	9293	305	0	329	443	0	30	491	1013 hPa	14.24 °C	1959.00 st0.30 corr
N	16/12/2009	05:21	0	136	169	0.02	4747	305	0	304	443	0	24	493	1014 hPa	14.17 °C	1955.00 st0.30 corr
N	16/12/2009	05:36	0	299	169	0.01	3044	305	0	318	444	0	1	484	1013 hPa	14.18 °C	1959.00 st0.30 corr
N	16/12/2009	05:51	0	126	169	0.01	3124	305	0	134	444	0	293	499	1013 hPa	14.19 °C	1960.00 st0.30 corr
N	16/12/2009	06:06	0	110	169	0.01	3118	305	0	388	443	0	67	497	1013 hPa	14.18 °C	1955.00 st0.30 corr
N	16/12/2009	06:21	0	8	183	0.02	4447	305	0	213	444	0	61	501	1013 hPa	14.14 °C	1960.00 st0.30 corr
N	16/12/2009	06:36	0	33	183	0.02	5849	305	0	270	445	0	19	502	1013 hPa	14.09 °C	1960.00 st0.30 corr
N	16/12/2009	06:51	0	30	183	0.03	6871	305	0	369	444	0	283	498	1013 hPa	14.04 °C	1955.00 st0.30 corr
N	16/12/2009	07:06	0	112	169	0.05	13188	305	0	580	444	0	424	499	1012 hPa	13.98 °C	1960.00 st0.30 corr
N	16/12/2009	07:21	0	131	169	0	1140	295	0	958	445	0	455	498	1012 hPa	13.86 °C	1960.00 st0.30 corr
N	16/12/2009	07:36	0	40	183	0	760	295	0	817	444	0	227	499	1012 hPa	13.76 °C	1960.00 st0.30 corr
N	16/12/2009	07:51	0	164	169	0.04	9445	305	0	753	441	0	54	492	1014 hPa	13.77 °C	1950.00 st0.30 corr
N	16/12/2009	08:06	0	13	183	0.04	9446	305	0	702	443	0	19	476	1012 hPa	13.97 °C	1950.00 st0.30 corr
N	16/12/2009	08:21	0	42	169	0.06	15881	305	0	516	444	0	223	499	1013 hPa	14.18 °C	1954.00 st0.30 corr
N	16/12/2009	08:36	0	105	169	0.06	14527	305	0	637	444	0	632	497	1013 hPa	14.36 °C	1950.00 st0.30 corr
N	16/12/2009	08:51	0	101	169	0.05	12072	305	0	602	443	0	469	496	1013 hPa	14.56 °C	1954.00 st0.30 corr
N	16/12/2009	09:06	0	78	182	0.06	16140	305	0	844	443	0	398	496	1012 hPa	14.67 °C	1955.00 st0.30 corr
N	16/12/2009	09:21	0	55	182	0.06	14506	305	0	822	444	0	9	499	1012 hPa	14.77 °C	1959.00 st0.30 corr
N	16/12/2009	09:36	0	186	168	0.05	11897	304	0	682	442	0	258	497	1014 hPa	14.91 °C	1949.00 st0.30 corr
N	16/12/2009	09:51	0	187	168	0.04	10676	304	0	510	442	0	19	479	1014 hPa	15.03 °C	1949.00 st0.30 corr
N	16/12/2009	10:06	0	145	168	0.04	9944	304	0	537	442	0	4	476	1016 hPa	15.21 °C	1940.00 st0.30 corr
N	16/12/2009	10:21	0	149	168	0.05	12743	304	0	769	442	0	23	498	1016 hPa	15.46 °C	1940.00 st0.30 corr
N	16/12/2009	10:36	0	38	181	0.06	14788	303	0	527	441	0	274	495	1015 hPa	15.74 °C	1940.00 st0.30 corr
N	16/12/2009	10:51	0	472	185	0.1	25019	303	0	699	441	0	42	493	1015 hPa	16.03 °C	1940.00 st0.30 corr
N	16/12/2009	11:06	0	936	184	0.19	49718	302	0	751	439	0	38	492	1014 hPa	16.43 °C	1940.00 st0.31 corr
N	16/12/2009	11:21	0	785	185	0.15	37951	302	0	687	438	0	401	493	1013 hPa	16.88 °C	1940.00 st0.31 corr
N	16/12/2009	11:36	0.01	1590	184	0.09	22671	304	0	301	438	0	756	509	1014 hPa	17.31 °C	1940.00 st0.31 corr
N	16/12/2009	11:51	0.01	1890	184	0.08	19854	301	0	668	438	0	773	509	1014 hPa	17.72 °C	1940.00 st0.31 corr
N	16/12/2009	12:06	0	748	183	0.07	17095	301	0	863	437	0	846	508	1014 hPa	18.02 °C	1940.00 st0.31 corr
N	16/12/2009	12:21	0	799	183	0.04	10886	300	0	679	437	0	832	508	1013 hPa	18.31 °C	194

N	17/12/2009	00:51	0	65	182	0.01	2630	299	0	157	435	0	388	505	1009 hPa	18.91 °C	1940.00 st0.31 corr
N	17/12/2009	01:06	0	6	178	0.01	2049	300	0	276	435	0	123	506	1010 hPa	18.81 °C	1940.00 st0.31 corr
N	17/12/2009	01:21	0	62	183	0.01	1910	300	0	125	435	0	593	506	1010 hPa	18.66 °C	1940.00 st0.31 corr
N	17/12/2009	01:36	0	289	184	0.01	1640	300	0	174	435	0	82	503	1010 hPa	18.50 °C	1940.00 st0.31 corr
N	17/12/2009	01:51	0	166	165	0	1299	300	0	1129	450	0	6	482	1010 hPa	18.40 °C	1940.00 st0.31 corr
N	17/12/2009	02:06	0	25	171	0.01	1354	300	0	124	435	0	212	506	1010 hPa	18.26 °C	1940.00 st0.31 corr
N	17/12/2009	02:21	0	64	180	0.01	1359	300	0	1239	450	0	10	491	1010 hPa	18.12 °C	1940.00 st0.31 corr
N	17/12/2009	02:36	0	30	173	0	1039	300	0	221	437	0	17	495	1011 hPa	17.99 °C	1940.00 st0.31 corr
N	17/12/2009	02:51	0	12	176	0	1041	301	0	143	436	0	46	509	1011 hPa	17.85 °C	1940.00 st0.31 corr
N	17/12/2009	03:06	0	58	184	0	1028	300	0	0	452	0	50	508	1011 hPa	17.75 °C	1940.00 st0.31 corr
N	17/12/2009	03:21	0	152	166	0	1020	301	0	81	434	0	42	496	1011 hPa	17.67 °C	1940.00 st0.31 corr
N	17/12/2009	03:36	0	83	166	0	931	301	0	6	437	0	89	482	1011 hPa	17.48 °C	1940.00 st0.31 corr
N	17/12/2009	03:51	0	106	166	0	897	301	0	1	440	0	13	477	1011 hPa	17.25 °C	1940.00 st0.31 corr
N	17/12/2009	04:06	0	12	180	0	948	301	0	27	434	0	73	494	1011 hPa	17.00 °C	1940.00 st0.31 corr
N	17/12/2009	04:21	0	180	166	0	877	302	0	63	437	0	19	475	1011 hPa	16.73 °C	1940.00 st0.31 corr
N	17/12/2009	04:36	0	58	167	0	820	302	0	254	439	0	145	489	1011 hPa	16.47 °C	1940.00 st0.31 corr
N	17/12/2009	04:51	0	132	167	0	946	303	0	0	454	0	8	482	1012 hPa	16.25 °C	1940.00 st0.31 corr
N	17/12/2009	05:06	0	163	167	0	904	302	0	63	438	0	246	480	1012 hPa	16.10 °C	1940.00 st0.31 corr
N	17/12/2009	05:21	0	188	185	0	929	302	0	15	434	0	17	476	1013 hPa	16.03 °C	1940.00 st0.31 corr
N	17/12/2009	05:36	0	239	166	0	1149	303	0	224	439	0	8	484	1013 hPa	15.94 °C	1940.00 st0.30 corr
N	17/12/2009	05:51	0	97	167	0	998	303	0	36	449	0	17	493	1013 hPa	15.83 °C	1940.00 st0.30 corr
N	17/12/2009	06:06	0	169	168	0	1186	303	0	97	440	0	9	489	1012 hPa	15.68 °C	1940.00 st0.31 corr
N	17/12/2009	06:21	0	102	167	0	1029	303	0	83	442	0	51	476	1011 hPa	15.53 °C	1940.00 st0.30 corr
N	17/12/2009	06:36	0	89	168	0	118	303	0	118	436	0	25	501	1010 hPa	15.41 °C	1940.00 st0.30 corr
N	17/12/2009	06:51	0	108	168	0.01	1532	304	0	30	434	0	43	481	1013 hPa	15.29 °C	1940.00 st0.30 corr
N	17/12/2009	07:06	0	105	168	0.01	1689	304	0	9	437	0	24	504	1014 hPa	15.17 °C	1940.00 st0.30 corr
N	17/12/2009	07:21	0	118	168	0.01	1403	304	0	56	443	0	39	478	1011 hPa	15.04 °C	1954.00 st0.30 corr
N	17/12/2009	07:36	0	9	178	0.01	1438	304	0	64	445	0	64	482	1010 hPa	14.89 °C	1959.00 st0.30 corr
N	17/12/2009	07:51	0	268	187	0.01	1432	304	0	58	441	0	11	489	1013 hPa	14.69 °C	1945.00 st0.30 corr
N	17/12/2009	08:06	0	129	169	0.01	1800	305	0	258	444	0	54	500	1014 hPa	14.53 °C	1939.00 st0.30 corr
N	17/12/2009	08:21	0	163	169	0.01	1971	305	0	50	442	0	9	478	1014 hPa	14.39 °C	1944.00 st0.30 corr
N	17/12/2009	08:36	0	90	169	0.01	3119	304	0	11	444	0	30	500	1011 hPa	14.30 °C	1954.00 st0.30 corr
N	17/12/2009	08:51	0	30	182	0.04	9364	305	0	157	442	0	11	497	1011 hPa	14.25 °C	1960.00 st0.30 corr
N	17/12/2009	09:06	0	149	169	0.03	7958	305	0	403	443	0	13	489	1011 hPa	14.23 °C	1955.00 st0.30 corr
N	17/12/2009	09:21	0	20	175	0.02	4870	305	0	77	444	0	41	479	1013 hPa	14.22 °C	1950.00 st0.30 corr
N	17/12/2009	09:36	0	81	169	0.02	3997	305	0	194	443	0	13	508	1016 hPa	14.23 °C	1940.00 st0.30 corr
N	17/12/2009	09:51	0	256	169	0.02	4011	305	0	122	443	0	49	499	1014 hPa	14.30 °C	1950.00 st0.30 corr
N	17/12/2009	10:06	0	117	169	0.01	3856	305	0	311	444	0	22	485	1013 hPa	14.38 °C	1954.00 st0.30 corr
N	17/12/2009	10:21	0	178	169	0.01	3234	305	0	405	445	0	17	502	1014 hPa	14.45 °C	1949.00 st0.30 corr
N	17/12/2009	10:36	0	159	170	0.01	2789	305	0	137	443	0	47	475	1014 hPa	14.55 °C	1940.00 st0.30 corr
N	17/12/2009	10:51	0	155	170	0.01	2515	305	0	319	443	0	15	509	1012 hPa	14.67 °C	1959.00 st0.30 corr
N	17/12/2009	11:06	0	122	169	0.01	2631	304	0	124	444	0	6	498	1013 hPa	14.78 °C	1954.00 st0.30 corr
N	17/12/2009	11:21	0	127	169	0.01	2451	304	0	55	436	0	9	477	1013 hPa	14.91 °C	1954.00 st0.30 corr
N	17/12/2009	11:36	0	198	167	0.01	2768	304	0	271	443	0	8	476	1016 hPa	15.20 °C	1939.00 st0.30 corr
N	17/12/2009	11:51	0	475	185	0.01	2820	303	0	278	441	0	15	479	1017 hPa	15.48 °C	1939.00 st0.30 corr
N	17/12/2009	12:06	0	177	185	0.01	2754	303	0	293	440	0	23	496	1016 hPa	15.94 °C	1940.00 st0.30 corr
N	17/12/2009	12:21	0	211	184	0.01	2330	302	0	331	438	0	19	490	1016 hPa	16.56 °C	1940.00 st0.30 corr
N	17/12/2009	12:36	0	256	183	0.01	2160	301	0	236	438	0	39	508	1016 hPa	17.33 °C	1940.00 st0.31 corr
N	17/12/2009	12:51	0	338	182	0.01	2291	300	0	230	436	0	209	507	1016 hPa	18.22 °C	1940.00 st0.31 corr
N	17/12/2009	13:06	0	413	182	0.01	2247	299	0	81	434	0	62	505	1016 hPa	19.12 °C	1940.00 st0.31 corr
N	17/12/2009	13:21	0	550	181	0.01	2731	298	0	193	434	0	712	504	1016 hPa	20.01 °C	1940.00 st0.31 corr
N	17/12/2009	13:36	0	389	180	0.01	2930	298	0	309	432	0	720	503	1016 hPa	20.85 °C	1940.00 st0.31 corr
N	17/12/2009	13:51	0	403	180	0.01	2663	297	0	6	438	0	130	501	1016 hPa	21.54 °C	1940.00 st0.31 corr
N	17/12/2009	14:06	0	372	180	0.01	3411	297	0	137	432	0	116	503	1016 hPa	22.19 °C	1940.00 st0.31 corr
N	17/12/2009	14:21	0	204	180	0.01	3077	297	0	21	428	0	23	481	1016 hPa	22.70 °C	1940.00 st0.31 corr
N	17/12/2009	14:36	0	180	180	0.01	3098	297	0	2303	436	0	203	502	1016 hPa	23.00 °C	1940.00 st0.31 corr
N	17/12/2009	14:51	0	492	180	0.01	3143	296	0	148	436	0	246	504	1015 hPa	23.24 °C	1940.00 st0.31 corr
N	17/12/2009	15:06	0	388	180	0.01	3301	298	0	230	434	0	297	505	1016 hPa	23.09 °C	1940.00 st0.31 corr
N	17/12/2009	15:21	0	277	181	0.01	3435	299	0	88	435	0	416	505	1017 hPa	22.79 °C	1940.00 st0.31 corr
N	17/12/2009	15:36	0	534	182	0.02	4292	300	0	211	436	0	513	506	1016 hPa	22.23 °C	1940.00 st0.31 corr
N	17/12/2009	15:51	0	360	183	0.02	4004	301	0	384	437	0	111	508	1018 hPa	21.31 °C	1940.00 st0.31 corr
N	17/12/2009	16:06	0	204	184	0.01	3446	302	0	200	439	0	41	506	1018 hPa	20.30 °C	1940.00 st0.31 corr
N	17/12/2009	16:21	0	332	184	0.01	3899	302	0	176	439	0	25	487	1017 hPa	19.35 °C	1945.00 st0.31 corr
N	17/12/2009	16:36	0	486	185	0.02	4280	303	0	227	440	0	25	482	1018 hPa	18.52 °C	1940.00 st0.31 corr
N	17/12/2009	16:51	0	568	185	0.02	5018	303	0	291	441	0	310	503	1019 hPa	17.84 °C	1940.00 st0.31 corr
N	17/12/2009	17:06	0	188	167	0.02	6247	303	0	211	442	0	19	504	1019 hPa	17.24 °C	1940.00 st0.31 corr
N	17/12/2009	17:21	0	107	168	0.02	5676	304	0	319	442	0	32	478	1015 hPa	16.71 °C	1960.00 st0.30 corr
N	17/12/2009	17:36	0	142	168	0.02	5845	304	0	188	443	0	6	489	1015 hPa	16.29 °C	1955.00 st0.30 corr
N	17/12/2009	17:51	0	225	169	0.03	6767	304	0	176	443	0	64	498	1015 hPa	15.91 °C	1960.00 st0.30 corr
N	17/12/2009	18:06	0	121	168	0.02	6290	305	0	442	443	0	9	478	1015 hPa	15.57 °C	1960.00 st0.30 corr
N	17/12/2009	18:21	0	169	169	0.02	4646	305	0	151	444	0	19	479	1015 hPa	15.29 °C	1960.00 st0.30 corr
N	17/12/2009	18:36	0	85	169	0.02	4067	305	0	68	444	0	23	476	1015 hPa	15.01 °C	1960.00 st0.30 corr
N	17/12/2009	18:51	0	113	169	0.01	3773	305	0	176	443	0	11	500	1016 hPa	14.79 °C	1959.00 st0.30 corr
N	17/12/2009	19:06	0	152	169	0.01	3895	305	0	212	445	0	19	492	1016 hPa	14.62 °C	1959.00 st0.30 corr
N	17/12/2009	19:21	0	126	170	0.02	4515	305	0	159							

N	18/12/2009	07:36	0	78	175	0	84	300	0	29	440	0	23	506	1019 hPa	10.55 °C	1960.00 st0.29 corr
N	18/12/2009	07:51	0	66	175	0	22	295	0	7	440	0	1	488	1019 hPa	10.53 °C	1960.00 st0.29 corr
N	18/12/2009	08:06	0	44	175	0	45	283	0	101	439	0	23	485	1020 hPa	10.51 °C	1960.00 st0.29 corr
N	18/12/2009	08:21	0	109	167	0	102	287	0	56	441	0	27	479	1019 hPa	10.49 °C	1960.00 st0.29 corr
N	18/12/2009	08:36	0	137	166	0	192	300	0	66	440	0	1	500	1020 hPa	10.47 °C	1960.00 st0.29 corr
N	18/12/2009	08:51	0	138	167	0	52	299	0	48	436	0	9	507	1020 hPa	10.44 °C	1960.00 st0.29 corr
N	18/12/2009	09:06	0	155	168	0	74	300	0	41	438	0	14	488	1020 hPa	10.41 °C	1960.00 st0.29 corr
N	18/12/2009	09:21	0	105	167	0	150	300	0	36	439	0	79	489	1019 hPa	10.40 °C	1960.00 st0.29 corr
N	18/12/2009	09:36	0	27	184	0	111	300	0	214	436	0	27	488	1020 hPa	10.44 °C	1960.00 st0.29 corr
N	18/12/2009	09:51	0	118	168	0	99	301	0	16	440	0	1	488	1020 hPa	10.52 °C	1960.00 st0.29 corr
N	18/12/2009	10:06	0	196	168	0	95	301	0	153	435	0	135	498	1020 hPa	10.64 °C	1960.00 st0.29 corr
N	18/12/2009	10:21	0	32	166	0	7	292	0	43	437	0	9	479	1020 hPa	10.80 °C	1960.00 st0.29 corr
N	18/12/2009	10:36	0	16	182	0	14	281	0	22	437	0	63	496	1020 hPa	10.98 °C	1960.00 st0.29 corr
N	18/12/2009	10:51	0	113	166	0	13	299	0	73	437	0	69	497	1019 hPa	11.16 °C	1960.00 st0.30 corr
N	18/12/2009	11:06	0	82	173	0	21	300	0	75	438	0	87	485	1019 hPa	11.38 °C	1960.00 st0.30 corr
N	18/12/2009	11:21	0	39	173	0	62	299	0	29	444	0	55	481	1019 hPa	11.59 °C	1960.00 st0.30 corr
N	18/12/2009	11:36	0	13	168	0	44	285	0	42	436	0	9	499	1019 hPa	11.93 °C	1960.00 st0.30 corr
N	18/12/2009	11:51	0	121	172	0	18	296	0	59	435	0	37	507	1019 hPa	12.30 °C	1960.00 st0.30 corr
N	18/12/2009	12:06	0	130	171	0	25	282	0	22	438	0	48	508	1019 hPa	12.86 °C	1960.00 st0.30 corr
N	18/12/2009	12:21	0	122	170	0	41	296	0	1	437	0	9	494	1019 hPa	13.70 °C	1960.00 st0.30 corr
N	18/12/2009	12:36	0	177	169	0.01	3459	304	0	265	443	0	2	486	1023 hPa	14.79 °C	1940.00 st0.30 corr
N	18/12/2009	12:51	0	45	181	0.02	4443	303	0	219	440	0	17	498	1021 hPa	15.98 °C	1945.00 st0.30 corr
N	18/12/2009	13:06	0	430	184	0.02	4570	302	0	144	439	0	82	487	1021 hPa	17.16 °C	1940.00 st0.30 corr
N	18/12/2009	13:21	0	292	183	0.02	4802	301	0	187	438	0	4	487	1021 hPa	18.22 °C	1940.00 st0.30 corr
N	18/12/2009	13:36	0	646	182	0.02	5333	300	0	296	436	0	350	507	1021 hPa	19.11 °C	1940.00 st0.31 corr
N	18/12/2009	13:51	0	697	182	0.02	6335	300	0	411	435	0	564	507	1021 hPa	19.98 °C	1940.00 st0.31 corr
N	18/12/2009	14:06	0	593	182	0.02	6319	299	0	332	435	0	352	505	1020 hPa	20.75 °C	1940.00 st0.31 corr
N	18/12/2009	14:21	0	370	182	0.02	5324	300	0	303	435	0	370	506	1021 hPa	21.27 °C	1940.00 st0.31 corr
N	18/12/2009	14:36	0	556	182	0.02	4879	299	0	399	435	0	301	506	1021 hPa	21.53 °C	1940.00 st0.31 corr
N	18/12/2009	14:51	0	328	182	0.02	4831	299	0	246	434	0	272	506	1020 hPa	21.60 °C	1940.00 st0.31 corr
N	18/12/2009	15:06	0	392	182	0.02	4685	300	0	296	435	0	391	506	1021 hPa	21.57 °C	1940.00 st0.31 corr
N	18/12/2009	15:21	0	870	183	0.02	5133	301	0	206	437	0	152	508	1021 hPa	21.43 °C	1940.00 st0.31 corr
N	18/12/2009	15:36	0	967	184	0.03	7023	302	0	287	438	0	6	493	1022 hPa	20.84 °C	1940.00 st0.31 corr
N	18/12/2009	15:51	0	612	185	0.03	7523	303	0	268	441	0	8	506	1023 hPa	19.86 °C	1940.00 st0.31 corr
N	18/12/2009	16:06	0	203	167	0.03	6531	304	0	300	442	0	130	484	1021 hPa	18.80 °C	1960.00 st0.30 corr
N	18/12/2009	16:21	0	204	169	0.03	6942	304	0	0	459	0	12	498	1019 hPa	17.79 °C	1951.00 st0.30 corr
N	18/12/2009	16:36	0	192	169	0.03	8517	305	0	239	444	0	10	489	1019 hPa	16.85 °C	1960.00 st0.30 corr
N	18/12/2009	16:51	0	113	169	0	68	283	0	304	445	0	81	480	1020 hPa	16.01 °C	1955.00 st0.30 corr
N	18/12/2009	17:06	0	37	183	0	84	296	0	4	433	0	39	478	1019 hPa	15.29 °C	1960.00 st0.30 corr
N	18/12/2009	17:21	0	136	171	0	79	287	0	131	436	0	227	496	1018 hPa	14.65 °C	1960.00 st0.30 corr
N	18/12/2009	17:36	0	167	171	0	230	287	0	1	438	0	28	479	1018 hPa	14.11 °C	1960.00 st0.30 corr
N	18/12/2009	17:51	0	164	171	0	201	284	0	15	437	0	111	502	1019 hPa	13.64 °C	1960.00 st0.30 corr
N	18/12/2009	18:06	0	193	171	0	15	291	0	133	433	0	52	503	1019 hPa	13.28 °C	1960.00 st0.30 corr
N	18/12/2009	18:21	0	159	171	0	171	297	0	20	437	0	28	481	1018 hPa	13.09 °C	1960.00 st0.30 corr
N	18/12/2009	18:36	0	199	171	0	136	297	0	431	447	0	77	500	1019 hPa	12.99 °C	1960.00 st0.30 corr
N	18/12/2009	18:51	0	220	171	0	160	297	0	37	438	0	37	502	1019 hPa	12.96 °C	1960.00 st0.30 corr
N	18/12/2009	19:06	0	197	171	0	280	296	0	201	432	0	50	493	1019 hPa	12.95 °C	1960.00 st0.30 corr
N	18/12/2009	19:21	0	126	172	0	140	299	0	11	434	0	6	477	1019 hPa	12.93 °C	1960.00 st0.30 corr
N	18/12/2009	19:36	0	238	171	0	104	298	0	64	434	0	20	497	1019 hPa	12.93 °C	1960.00 st0.30 corr
N	18/12/2009	19:51	0	171	172	0	92	284	0	4	437	0	4	475	1019 hPa	12.90 °C	1960.00 st0.30 corr
N	18/12/2009	20:06	0	129	171	0	102	298	0	17	435	0	20	482	1019 hPa	12.89 °C	1960.00 st0.30 corr
N	18/12/2009	20:21	0	133	171	0	18	298	0	739	447	0	9	502	1019 hPa	13.00 °C	1960.00 st0.30 corr
N	18/12/2009	20:36	0	201	171	0	7	280	0	13	436	0	1	477	1019 hPa	13.16 °C	1960.00 st0.30 corr
N	18/12/2009	20:51	0	187	171	0	55	285	0	44	438	0	148	501	1018 hPa	13.31 °C	1960.00 st0.30 corr
N	18/12/2009	21:06	0	195	171	0	104	296	0	6	438	0	100	490	1018 hPa	13.43 °C	1960.00 st0.30 corr
N	18/12/2009	21:21	0	198	171	0	165	287	0	535	439	0	15	506	1018 hPa	13.52 °C	1960.00 st0.30 corr
N	18/12/2009	21:36	0	259	171	0	239	286	0	4	438	0	26	500	1018 hPa	13.57 °C	1960.00 st0.30 corr
N	18/12/2009	21:51	0	374	171	0	156	287	0	572	448	0	11	504	1018 hPa	13.55 °C	1960.00 st0.30 corr
N	18/12/2009	22:06	0	390	171	0	121	297	0	39	439	0	4	507	1018 hPa	13.54 °C	1955.00 st0.30 corr
N	18/12/2009	22:21	0	294	171	0	184	297	0	1	438	0	58	497	1018 hPa	13.57 °C	1960.00 st0.30 corr
N	18/12/2009	22:36	0	216	171	0	101	296	0	68	433	0	147	503	1018 hPa	13.64 °C	1960.00 st0.30 corr
N	18/12/2009	22:51	0	254	171	0	161	296	0	37	441	0	212	502	1018 hPa	13.67 °C	1960.00 st0.30 corr
N	18/12/2009	23:06	0	367	171	0	168	296	0	54	432	0	2	484	1018 hPa	13.67 °C	1955.00 st0.30 corr
N	18/12/2009	23:21	0	317	171	0	109	297	0	256	434	0	67	478	1018 hPa	13.64 °C	1955.00 st0.30 corr
N	18/12/2009	23:36	0	405	171	0	95	298	0	641	446	0	291	501	1017 hPa	13.60 °C	1960.00 st0.30 corr
N	18/12/2009	23:51	0	283	171	0	98	297	0	7	433	0	150	500	1017 hPa	13.53 °C	1960.00 st0.30 corr
N	19/12/2009	00:06	0	249	171	0	24	283	0	54	435	0	4	475	1017 hPa	13.41 °C	1960.00 st0.30 corr
N	19/12/2009	00:21	0	276	171	0	144	284	0	512	446	0	185	498	1017 hPa	13.36 °C	1960.00 st0.30 corr
N	19/12/2009	00:36	0	248	171	0	191	297	0	13	438	0	35	476	1017 hPa	13.31 °C	1955.00 st0.30 corr
N	19/12/2009	00:51	0	150	171	0	225	299	0	22	439	0	9	506	1017 hPa	13.15 °C	1960.00 st0.30 corr
N	19/12/2009	01:06	0	175	172	0	71	284	0	527	448	0	26	478	1017 hPa	13.01 °C	1960.00 st0.30 corr
N	19/12/2009	01:21	0	265	171	0	199	297	0	59	435	0	11	479	1017 hPa	12.94 °C	1960.00 st0.30 corr
N	19/12/2009	01:36	0	217	171	0	238	298	0	42	434	0	90	501	1017 hPa	12.84 °C	1960.00 st0.30 corr
N	19/12/2009	01:51	0	175	172	0	121	297	0	156	433	0	79	490	1016 hPa	12.64 °C	1960.00 st0.30 corr
N	19/12/2009	02:06	0	287	172	0.02	3731	308	0	58	440	0	16	502	1016 hPa	12.42 °C	1960.00 st0.30 corr
N	19/12/2009	02:21	0	279	172	0	13	285	0	16	440	0	46	490	1017 hPa	12.21 °C	1

N	19/12/2009	14:21	0	1075	180	0.05	13050	298	0.02	9794	446	0.01	1555	501	1007 hPa	21.39 °C	1940.00	st0.31	corr
N	19/12/2009	14:36	0	1292	180	0.04	11576	297	0.02	8632	445	0.01	1161	501	1008 hPa	21.50 °C	1940.00	st0.31	corr
N	19/12/2009	14:51	0	319	167	0	80	296	0	80	439	0	10	490	1007 hPa	21.70 °C	1940.00	st0.31	corr
N	19/12/2009	15:06	0	420	167	0	174	298	0	62	435	0	23	488	1007 hPa	21.96 °C	1940.00	st0.31	corr
N	19/12/2009	15:21	0	526	167	0	334	298	0	37	445	0	25	485	1006 hPa	22.28 °C	1940.00	st0.31	corr
N	19/12/2009	15:36	0	364	167	0	307	298	0	100	438	0	39	502	1005 hPa	22.43 °C	1940.00	st0.31	corr
N	19/12/2009	15:51	0	344	168	0	285	298	0	12	434	0	12	497	1006 hPa	22.39 °C	1940.00	st0.31	corr
N	19/12/2009	16:06	0	404	168	0	39	287	0	113	445	0	14	595	1005 hPa	22.06 °C	1940.00	st0.31	corr
N	19/12/2009	16:21	0	287	168	0	151	299	0	0	454	0	71	494	1005 hPa	21.66 °C	1940.00	st0.31	corr
N	19/12/2009	16:36	0	245	168	0	167	299	0	105	433	0	105	495	1005 hPa	21.29 °C	1940.00	st0.31	corr
N	19/12/2009	16:51	0	261	169	0	125	300	0	34	437	0	62	491	1005 hPa	20.94 °C	1940.00	st0.31	corr
N	19/12/2009	17:06	0	290	169	0	204	300	0	0	459	0	76	497	1004 hPa	20.67 °C	1940.00	st0.31	corr
N	19/12/2009	17:21	0	305	169	0	48	286	0	8	442	0	722	475	1004 hPa	20.46 °C	1940.00	st0.31	corr
N	19/12/2009	17:36	0	336	169	0	203	301	0	90	440	0	713	475	1004 hPa	20.16 °C	1940.00	st0.31	corr
N	19/12/2009	17:51	0	284	169	0	11	290	0	16	445	0.01	2085	475	1003 hPa	19.98 °C	1940.00	st0.31	corr
N	19/12/2009	18:06	0	327	168	0	179	301	0	113	440	0.01	1522	475	1003 hPa	19.85 °C	1940.00	st0.31	corr
N	19/12/2009	18:21	0	288	168	0	14	281	0	0	459	0.01	1458	475	1003 hPa	19.76 °C	1940.00	st0.31	corr
N	19/12/2009	18:36	0	257	169	0	18	293	0	1	445	0.01	2319	476	1003 hPa	19.67 °C	1940.00	st0.31	corr
N	19/12/2009	18:51	0	249	169	0	18	286	0	50	440	0.01	1998	475	1002 hPa	19.59 °C	1940.00	st0.31	corr
N	19/12/2009	19:06	0	293	169	0	101	301	0	87	442	0.01	1169	475	1002 hPa	19.52 °C	1940.00	st0.31	corr
N	19/12/2009	19:21	0	252	169	0	35	301	0	0	459	0	279	476	1002 hPa	19.40 °C	1940.00	st0.31	corr
N	19/12/2009	19:36	0	194	169	0	34	280	0	34	434	0.01	1597	476	1002 hPa	19.32 °C	1940.00	st0.31	corr
N	19/12/2009	19:51	0	414	169	0	96	300	0	14	434	0	781	476	1002 hPa	19.31 °C	1940.00	st0.31	corr
N	19/12/2009	20:06	0	260	169	0	107	301	0	10	445	0	773	476	1002 hPa	19.38 °C	1940.00	st0.31	corr
N	19/12/2009	20:21	0	178	169	0	25	281	0	16	437	0	406	475	1002 hPa	19.38 °C	1940.00	st0.31	corr
N	19/12/2009	20:36	0	337	169	0	80	300	0	89	444	0.01	1925	476	1002 hPa	19.37 °C	1940.00	st0.31	corr
N	19/12/2009	20:51	0	328	170	0	2	282	0	10	442	0.01	1489	478	1002 hPa	19.38 °C	1940.00	st0.31	corr
N	19/12/2009	21:06	0	310	169	0	8	283	0	18	436	0.01	1346	478	1002 hPa	19.00 °C	1940.00	st0.31	corr
N	19/12/2009	21:21	0	284	170	0	15	286	0	16	436	0	524	478	1003 hPa	18.50 °C	1940.00	st0.31	corr
N	19/12/2009	21:36	0	345	171	0	11	277	0	27	434	0	573	480	1003 hPa	18.05 °C	1940.00	st0.31	corr
N	19/12/2009	21:51	0	276	171	0	10	291	0	47	435	0	368	478	1004 hPa	17.71 °C	1940.00	st0.31	corr
N	19/12/2009	22:06	0	213	171	0	99	303	0	12	440	0	185	479	1003 hPa	17.52 °C	1940.00	st0.31	corr
N	19/12/2009	22:21	0	243	171	0	67	286	0	29	442	0	179	479	1003 hPa	17.42 °C	1940.00	st0.31	corr
N	19/12/2009	22:36	0	286	170	0	21	303	0	49	438	0	536	480	1004 hPa	17.40 °C	1940.00	st0.31	corr
N	19/12/2009	22:51	0	232	171	0	26	287	0	16	443	0	374	480	1003 hPa	17.45 °C	1940.00	st0.31	corr
N	19/12/2009	23:06	0	177	170	0	22	288	0	27	440	0	236	479	1004 hPa	17.56 °C	1940.00	st0.31	corr
N	19/12/2009	23:21	0	226	171	0	58	290	0	10	437	0	408	478	1003 hPa	17.78 °C	1940.00	st0.31	corr
N	19/12/2009	23:36	0	207	170	0	16	294	0	29	435	0	1037	478	1003 hPa	17.97 °C	1940.00	st0.31	corr
N	19/12/2009	23:51	0	266	170	0	12	297	0	20	441	0	368	477	1003 hPa	18.06 °C	1940.00	st0.31	corr
N	20/12/2009	00:06	0	358	171	0	10	289	0	86	445	0	579	478	1003 hPa	18.10 °C	1940.00	st0.31	corr
N	20/12/2009	00:21	0	187	171	0	8	286	0	16	436	0	314	478	1003 hPa	18.02 °C	1940.00	st0.31	corr
N	20/12/2009	00:36	0	273	171	0	33	304	0	6	434	0	441	479	1002 hPa	17.87 °C	1940.00	st0.31	corr
N	20/12/2009	00:51	0	220	171	0	105	304	0	4	445	0	444	480	1003 hPa	17.74 °C	1940.00	st0.31	corr
N	20/12/2009	01:06	0	231	171	0	60	283	0	47	433	0	286	480	1003 hPa	17.61 °C	1940.00	st0.31	corr
N	20/12/2009	01:21	0	241	171	0	25	284	0	54	437	0	456	481	1002 hPa	17.40 °C	1940.00	st0.31	corr
N	20/12/2009	01:36	0	247	172	0	31	288	0	19	437	0	15	483	1003 hPa	17.23 °C	1940.00	st0.31	corr
N	20/12/2009	01:51	0	293	172	0	73	303	0	104	436	0	93	480	1003 hPa	17.01 °C	1940.00	st0.31	corr
N	20/12/2009	02:06	0	230	172	0	15	284	0	56	438	0	19	491	1002 hPa	16.76 °C	1940.00	st0.31	corr
N	20/12/2009	02:21	0	307	172	0	62	298	0	50	439	0	12	501	1002 hPa	16.52 °C	1940.00	st0.31	corr
N	20/12/2009	02:36	0	231	173	0	19	293	0	8	436	0	25	505	1003 hPa	16.37 °C	1940.00	st0.31	corr
N	20/12/2009	02:51	0	413	172	0	1	283	0	0	455	0	6	489	1003 hPa	16.24 °C	1940.00	st0.31	corr
N	20/12/2009	03:06	0	247	172	0	167	303	0	48	433	0	38	488	1003 hPa	16.16 °C	1940.00	st0.31	corr
N	20/12/2009	03:21	0	220	173	0	48	276	0	19	436	0	33	483	1002 hPa	16.07 °C	1940.00	st0.31	corr
N	20/12/2009	03:36	0	187	173	0	59	305	0	38	434	0	80	482	1002 hPa	15.98 °C	1940.00	st0.31	corr
N	20/12/2009	03:51	0	205	172	0	23	284	0	63	444	0	6	476	1001 hPa	15.88 °C	1940.00	st0.31	corr
N	20/12/2009	04:06	0	229	172	0	8	282	0	6	436	0	27	501	1002 hPa	15.79 °C	1940.00	st0.31	corr
N	20/12/2009	04:21	0	181	173	0	31	304	0	36	437	0	2	492	1002 hPa	15.72 °C	1940.00	st0.31	corr
N	20/12/2009	04:36	0	215	172	0	174	280	0	37	436	0	90	492	1001 hPa	15.64 °C	1940.00	st0.31	corr
N	20/12/2009	04:51	0	255	173	0	12	301	0	42	438	0	55	503	1001 hPa	15.53 °C	1940.00	st0.31	corr
N	20/12/2009	05:06	0	169	173	0	23	305	0	10	426	0	42	483	1002 hPa	15.43 °C	1940.00	st0.31	corr
N	20/12/2009	05:21	0	168	173	0	34	291	0	69	449	0	23	498	1002 hPa	15.33 °C	1940.00	st0.31	corr
N	20/12/2009	05:36	0	265	173	0	6	283	0	53	445	0	9	480	1001 hPa	15.23 °C	1940.00	st0.31	corr
N	20/12/2009	05:51	0	239	173	0	26	295	0	25	436	0	68	503	1001 hPa	15.12 °C	1940.00	st0.31	corr
N	20/12/2009	06:06	0	215	174	0	51	283	0	49	440	0	21	490	1001 hPa	15.05 °C	1940.00	st0.31	corr
N	20/12/2009	06:21	0	165	174	0	1	286	0	66	436	0	17	493	1000 hPa	14.97 °C	1940.00	st0.31	corr
N	20/12/2009	06:36	0	157	173	0	9	280	0	100	436	0	13	491	1001 hPa	14.87 °C	1940.00	st0.31	corr
N	20/12/2009	06:51	0	210	173	0	22	296	0	19	434	0	30	494	1001 hPa	14.79 °C	1940.00	st0.31	corr
N	20/12/2009	07:06	0	158	174	0	20	284	0	174	445	0	23	480	1000 hPa	14.73 °C	1940.00	st0.31	corr
N	20/12/2009	07:21	0	197	173	0	42	286	0	34	440	0	9	495	1000 hPa	14.69 °C	1939.00	st0.31	corr
N	20/12/2009	07:36	0	158	173	0	37	288	0	47	438	0	25	487	1000 hPa	14.63 °C	1940.00	st0.31	corr
N	20/12/2009	07:51	0	150	174	0	39	282	0	1	439	0	30	478	1000 hPa	14.55 °C	1940.00	st0.31	corr
N	20/12/2009	08:06	0	194	173	0	86	284	0	45	442	0							

N	20/12/2009	21:06	0	262	171	0	26	290	0	38	437	0	15	493	991 hPa	15.57 °C	1940.00 st0.31 corr
N	26/12/2009	12:33	0	515	168	0	7	294	0	53	443	0	4	505	0 hPa	0.00 °C	0.00 steps 1.00 corr
N	26/12/2009	12:48	0	1156	168	0.02	6063	301	0	503	437	0	196	490	987 hPa	12.76 °C	1939.00 st0.31 corr
N	26/12/2009	13:03	0	501	166	0.02	4317	300	0	281	436	0	19	490	986 hPa	14.37 °C	1940.00 st0.31 corr
N	26/12/2009	13:18	0	326	166	0.01	3560	300	0	185	435	0	254	506	986 hPa	15.61 °C	1940.00 st0.31 corr
N	26/12/2009	13:33	0	111	182	0.01	3134	299	0	293	435	0	489	505	986 hPa	16.30 °C	1940.00 st0.31 corr
N	26/12/2009	13:48	0	25	177	0.01	2840	299	0	179	434	0	121	484	985 hPa	16.69 °C	1940.00 st0.31 corr
N	26/12/2009	14:03	0	175	182	0.01	2807	298	0	4	438	0	319	503	985 hPa	17.00 °C	1940.00 st0.31 corr
N	26/12/2009	14:18	0	177	182	0.01	2816	299	0	265	433	0	81	503	985 hPa	17.27 °C	1940.00 st0.32 corr
N	26/12/2009	14:33	0	218	181	0.01	2981	298	0	229	432	0	404	503	984 hPa	17.48 °C	1940.00 st0.32 corr
N	26/12/2009	14:48	0	206	181	0.01	2714	298	0	2250	447	0	284	502	984 hPa	17.92 °C	1940.00 st0.32 corr
N	26/12/2009	15:03	0	276	182	0.01	3065	298	0	2302	448	0	107	504	984 hPa	18.07 °C	1940.00 st0.32 corr
N	26/12/2009	15:18	0	234	182	0.01	2452	298	0	239	432	0	316	503	985 hPa	17.96 °C	1940.00 st0.32 corr
N	26/12/2009	15:33	0	58	178	0.01	2292	298	0	233	434	0	388	505	985 hPa	17.87 °C	1940.00 st0.32 corr
N	26/12/2009	15:48	0	290	182	0.01	2197	298	0	178	433	0	147	504	985 hPa	17.81 °C	1940.00 st0.32 corr
N	26/12/2009	16:03	0	114	182	0.01	2666	299	0	4	440	0	131	505	985 hPa	17.67 °C	1940.00 st0.32 corr
N	26/12/2009	16:18	0	4	174	0.01	2655	299	0	175	435	0	6	505	985 hPa	17.38 °C	1940.00 st0.32 corr
N	26/12/2009	16:33	0	124	182	0.01	2730	300	0	161	436	0	220	507	985 hPa	16.99 °C	1940.00 st0.31 corr
N	26/12/2009	16:48	0	185	183	0.01	2647	300	0	156	437	0	126	508	985 hPa	16.59 °C	1940.00 st0.31 corr
N	26/12/2009	17:03	0	223	183	0.01	2898	300	0	1790	451	0	91	508	985 hPa	16.17 °C	1940.00 st0.31 corr
N	26/12/2009	17:18	0	141	166	0.01	2799	301	0	1238	452	0	36	508	985 hPa	15.81 °C	1940.00 st0.31 corr
N	26/12/2009	17:33	0	187	166	0.01	2912	301	0	79	437	0	193	506	985 hPa	15.53 °C	1940.00 st0.31 corr
N	26/12/2009	17:48	0	219	166	0.01	2733	300	0	28	442	0	267	507	985 hPa	15.36 °C	1940.00 st0.31 corr
N	26/12/2009	18:03	0	196	166	0.01	2627	301	0	253	437	0	136	508	984 hPa	15.37 °C	1940.00 st0.31 corr
N	26/12/2009	18:18	0	145	166	0.01	1892	301	0	246	436	0	79	483	985 hPa	15.41 °C	1940.00 st0.31 corr
N	26/12/2009	18:33	0	78	184	0.01	1837	300	0	19	436	0	337	508	984 hPa	15.44 °C	1940.00 st0.31 corr
N	26/12/2009	18:48	0	174	166	0.01	1981	300	0	155	436	0	34	491	984 hPa	15.49 °C	1940.00 st0.31 corr
N	26/12/2009	19:03	0	239	166	0.01	2040	301	0	265	437	0	176	507	984 hPa	15.52 °C	1940.00 st0.31 corr
N	26/12/2009	19:18	0	224	166	0.01	1949	301	0	87	436	0	106	506	984 hPa	15.53 °C	1940.00 st0.31 corr
N	26/12/2009	19:33	0	259	166	0.01	1861	300	0	104	436	0	4	492	984 hPa	15.52 °C	1940.00 st0.31 corr
N	26/12/2009	19:48	0	150	183	0.01	1788	300	0	70	435	0	51	480	984 hPa	15.53 °C	1940.00 st0.31 corr
N	26/12/2009	20:03	0	215	166	0.01	1967	300	0	874	450	0	208	509	984 hPa	15.54 °C	1940.00 st0.31 corr
N	26/12/2009	20:18	0	142	166	0.01	1688	300	0	127	436	0	133	485	984 hPa	15.56 °C	1940.00 st0.31 corr
N	26/12/2009	20:33	0	219	166	0.01	1530	301	0	2	442	0	182	508	984 hPa	15.60 °C	1940.00 st0.31 corr
N	26/12/2009	20:48	0	158	184	0.01	1558	300	0	239	435	0	27	489	984 hPa	15.67 °C	1940.00 st0.31 corr
N	26/12/2009	21:03	0	267	166	0.01	1701	301	0	57	437	0	87	485	984 hPa	15.76 °C	1940.00 st0.31 corr
N	26/12/2009	21:18	0	242	166	0.01	1500	300	0	186	437	0	32	488	984 hPa	15.67 °C	1940.00 st0.31 corr
N	26/12/2009	21:33	0	213	166	0.01	1324	301	0	108	435	0	4	477	984 hPa	15.54 °C	1940.00 st0.31 corr
N	26/12/2009	21:48	0	350	184	0.01	1623	300	0	63	436	0	19	483	985 hPa	15.53 °C	1940.00 st0.31 corr
N	26/12/2009	22:03	0	373	184	0.01	1623	300	0	0	452	0	186	509	985 hPa	15.54 °C	1940.00 st0.31 corr
N	26/12/2009	22:18	0	992	184	0.02	4105	301	0	335	437	0	95	507	985 hPa	15.55 °C	1940.00 st0.31 corr
N	26/12/2009	22:33	0	668	184	0.02	4885	301	0	229	437	0	97	490	985 hPa	15.59 °C	1940.00 st0.31 corr
N	26/12/2009	22:48	0	241	184	0.01	3353	301	0	237	437	0	87	508	986 hPa	15.60 °C	1940.00 st0.31 corr
N	26/12/2009	23:03	0	247	184	0.01	2744	301	0	121	438	0	134	509	986 hPa	15.61 °C	1940.00 st0.31 corr
N	26/12/2009	23:18	0	203	184	0.01	2480	301	0	140	437	0	64	507	986 hPa	15.53 °C	1940.00 st0.31 corr
N	26/12/2009	23:33	0	301	184	0.01	2567	301	0	96	438	0	312	485	986 hPa	15.37 °C	1940.00 st0.31 corr
N	26/12/2009	23:48	0	278	184	0.01	2102	301	0	196	437	0	170	505	986 hPa	15.22 °C	1940.00 st0.31 corr
N	27/12/2009	00:03	0	168	167	0.01	1769	301	0	156	435	0	73	507	987 hPa	15.08 °C	1940.00 st0.31 corr
N	27/12/2009	00:18	0	283	184	0.01	1579	301	0	134	438	0	19	483	987 hPa	15.00 °C	1940.00 st0.31 corr
N	27/12/2009	00:33	0	465	184	0.01	1963	301	0	57	438	0	283	509	987 hPa	14.99 °C	1940.00 st0.31 corr
N	27/12/2009	00:48	0	99	166	0.01	1814	301	0	254	438	0	160	483	987 hPa	14.99 °C	1940.00 st0.31 corr
N	27/12/2009	01:03	0	153	167	0.01	1608	301	0	147	439	0	43	491	988 hPa	14.96 °C	1940.00 st0.31 corr
N	27/12/2009	01:18	0	310	184	0.01	1478	302	0	53	438	0	75	500	988 hPa	14.92 °C	1940.00 st0.31 corr
N	27/12/2009	01:33	0	122	167	0	1138	302	0	103	438	0	8	482	988 hPa	14.77 °C	1940.00 st0.31 corr
N	27/12/2009	01:48	0	135	166	0	1060	302	0	115	442	0	212	509	989 hPa	14.87 °C	1940.00 st0.31 corr
N	27/12/2009	02:03	0	175	167	0	1086	302	0	141	441	0	9	485	989 hPa	14.68 °C	1940.00 st0.31 corr
N	27/12/2009	02:18	0	171	167	0	1034	302	0	60	439	0	13	499	989 hPa	14.64 °C	1940.00 st0.31 corr
N	27/12/2009	02:33	0	85	168	0	756	302	0	5	438	0	41	506	989 hPa	14.59 °C	1940.00 st0.31 corr
N	27/12/2009	02:48	0	35	167	0	816	302	0	80	438	0	45	485	990 hPa	14.61 °C	1940.00 st0.31 corr
N	27/12/2009	03:03	0	110	168	0	684	302	0	26	440	0	4	483	991 hPa	14.61 °C	1940.00 st0.31 corr
N	27/12/2009	03:18	0	89	168	0	692	302	0	45	453	0	21	482	991 hPa	14.61 °C	1940.00 st0.31 corr
N	27/12/2009	03:33	0	73	167	0	817	302	0	45	438	0	9	483	991 hPa	14.59 °C	1940.00 st0.31 corr
N	27/12/2009	03:48	0	122	167	0	931	302	0	9	438	0	17	502	991 hPa	14.61 °C	1940.00 st0.31 corr
N	27/12/2009	04:03	0	158	168	0	873	302	0	193	440	0	54	486	992 hPa	14.66 °C	1940.00 st0.31 corr
N	27/12/2009	04:18	0	86	167	0	677	302	0	135	438	0	64	476	992 hPa	14.66 °C	1940.00 st0.31 corr
N	27/12/2009	04:33	0	49	168	0	710	302	0	0	455	0	1	498	993 hPa	14.66 °C	1940.00 st0.31 corr
N	27/12/2009	04:48	0	56	168	0	747	302	0	2	434	0	6	492	993 hPa	14.66 °C	1940.00 st0.31 corr
N	27/12/2009	05:03	0	106	168	0	723	303	0	43	440	0	21	498	993 hPa	14.71 °C	1940.00 st0.31 corr
N	27/12/2009	05:18	0	135	167	0	723	303	0	0	454	0	49	491	994 hPa	14.75 °C	1940.00 st0.31 corr
N	27/12/2009	05:33	0	109	167	0	632	302	0	113	440	0	13	489	994 hPa	14.79 °C	1940.00 st0.31 corr
N	27/12/2009	05:48	0	109	167	0	748	302	0	203	438	0	4	475	994 hPa	14.87 °C	1940.00 st0.31 corr
N	27/12/2009	06:03	0	171	167	0	748	302	0	30	434	0	58	484	995 hPa	14.93 °C	1940.00 st0.31 corr
N	27/12/2009	06:18	0	72	185	0	728	303	0	70	439	0	24	491	995 hPa	14.91 °C	1940.00 st0.31 corr
N	27/12/2009	06:33	0	156	168	0	1005	303	0	49	439	0	83	488	996 hPa	14.84 °C	1940.00 st0.31 corr
N	27/12/2009	06:48	0	94	168	0	1060	303	0	191	440	0	9	488	996 hPa	14.73 °C	1940.00 st0.31 corr
N	27/12/2009	0															

N	27/12/2009	19:03	0.01	3818	184	0.18	46995	302	0	1451	438	0.01	1402	509	1001 hPa	16.90 °C	1940.00 st0.31 corr
N	27/12/2009	19:18	0.01	3101	185	0.17	44241	303	0	1351	439	0	4	497	1001 hPa	16.31 °C	1940.00 st0.31 corr
N	27/12/2009	19:33	0.01	2054	185	0.14	35948	303	0	1309	440	0	144	490	1001 hPa	15.81 °C	1940.00 st0.31 corr
N	27/12/2009	19:48	0	270	168	0.12	32152	303	0	1253	440	0	53	484	1001 hPa	15.38 °C	1939.00 st0.31 corr
N	27/12/2009	20:03	0	328	168	0.14	35662	303	0	1346	441	0	154	483	1002 hPa	15.01 °C	1940.00 st0.31 corr
N	27/12/2009	20:18	0	287	168	0.12	31246	304	0	1000	441	0	204	499	1002 hPa	14.67 °C	1940.00 st0.31 corr
N	27/12/2009	20:33	0	255	169	0.08	20995	304	0	715	442	0	6	493	1002 hPa	14.31 °C	1940.00 st0.31 corr
N	27/12/2009	20:48	0	269	169	0.05	13371	304	0	571	443	0	143	479	1002 hPa	14.03 °C	1940.00 st0.31 corr
N	27/12/2009	21:03	0	269	169	0.04	11415	304	0	501	443	0	58	478	1003 hPa	13.90 °C	1940.00 st0.31 corr
N	27/12/2009	21:18	0	240	170	0.04	11335	305	0	539	443	0	1	504	1003 hPa	13.61 °C	1940.00 st0.31 corr
N	27/12/2009	21:33	0	214	169	0.05	12758	305	0	421	443	0	26	494	1002 hPa	13.44 °C	1940.00 st0.31 corr
N	27/12/2009	21:48	0	312	170	0.05	12849	305	0	664	443	0	6	505	1002 hPa	13.29 °C	1940.00 st0.31 corr
N	27/12/2009	22:03	0	273	170	0.07	17400	305	0	614	444	0	18	476	1002 hPa	13.14 °C	1940.00 st0.31 corr
N	27/12/2009	22:18	0	280	170	0.08	20131	305	0	849	444	0	6	500	1002 hPa	12.97 °C	1940.00 st0.31 corr
N	27/12/2009	22:33	0	193	170	0.06	16713	305	0	711	444	0	64	494	1002 hPa	12.79 °C	1940.00 st0.31 corr
N	27/12/2009	22:48	0	170	170	0.05	13825	305	0	492	444	0	7	482	1002 hPa	12.63 °C	1940.00 st0.31 corr
N	27/12/2009	23:03	0	255	170	0	187	294	0	482	444	0	128	497	1002 hPa	12.51 °C	1940.00 st0.31 corr
N	27/12/2009	23:18	0	194	170	0	147	295	0	364	444	0	24	481	1002 hPa	12.39 °C	1940.00 st0.31 corr
N	27/12/2009	23:33	0	172	170	0	102	295	0	393	445	0	13	500	1002 hPa	12.29 °C	1940.00 st0.31 corr
N	27/12/2009	23:48	0	178	170	0	145	295	0	404	444	0	4	478	1001 hPa	12.24 °C	1940.00 st0.31 corr
N	28/12/2009	00:03	0	279	170	0	248	295	0	369	444	0	22	501	1001 hPa	12.12 °C	1940.00 st0.31 corr
N	28/12/2009	00:18	0	285	170	0	109	295	0	369	445	0	95	503	1001 hPa	12.08 °C	1940.00 st0.31 corr
N	28/12/2009	00:33	0	211	170	0	226	296	0	293	445	0	44	498	1001 hPa	12.01 °C	1940.00 st0.31 corr
N	28/12/2009	00:48	0	299	171	0	115	296	0	464	444	0	16	494	1001 hPa	11.91 °C	1940.00 st0.31 corr
N	28/12/2009	01:03	0	292	170	0	20	283	0	586	445	0	36	477	999 hPa	11.83 °C	1950.00 st0.30 corr
N	28/12/2009	01:18	0	327	171	0	67	283	0	492	445	0	11	503	998 hPa	11.75 °C	1955.00 st0.30 corr
N	28/12/2009	01:33	0	257	170	0	47	284	0	401	445	0	16	498	997 hPa	11.60 °C	1960.00 st0.30 corr
N	28/12/2009	01:48	0	244	171	0	54	282	0	308	444	0	18	499	997 hPa	11.43 °C	1960.00 st0.30 corr
N	28/12/2009	02:03	0	184	171	0	5	282	0	257	444	0	80	476	997 hPa	11.36 °C	1960.00 st0.30 corr
N	28/12/2009	02:18	0	159	171	0	38	283	0	7	433	0	9	486	997 hPa	11.31 °C	1956.00 st0.30 corr
N	28/12/2009	02:33	0	111	171	0	56	295	0	286	446	0	31	484	997 hPa	11.27 °C	1960.00 st0.30 corr
N	28/12/2009	02:48	0	141	171	0	62	295	0	7	439	0	14	477	997 hPa	11.25 °C	1960.00 st0.30 corr
N	28/12/2009	03:03	0	107	171	0	20	293	0	118	446	0	27	504	1000 hPa	11.25 °C	1945.00 st0.30 corr
N	28/12/2009	03:18	0	162	171	0	25	283	0	7	437	0	14	481	1001 hPa	11.26 °C	1940.00 st0.30 corr
N	28/12/2009	03:33	0	116	171	0	74	295	0	16	438	0	226	502	1000 hPa	11.21 °C	1945.00 st0.30 corr
N	28/12/2009	03:48	0	106	171	0	69	285	0	27	436	0	45	483	1001 hPa	11.16 °C	1940.00 st0.30 corr
N	28/12/2009	04:03	0	142	171	0	26	289	0	518	446	0	25	503	1000 hPa	11.09 °C	1940.00 st0.30 corr
N	28/12/2009	04:18	0	191	171	0	55	282	0	7	436	0	2	485	1000 hPa	11.02 °C	1940.00 st0.30 corr
N	28/12/2009	04:33	0	121	172	0	42	280	0	11	435	0	11	505	997 hPa	10.92 °C	1955.00 st0.30 corr
N	28/12/2009	04:48	0	146	171	0	18	286	0	212	447	0	9	484	996 hPa	10.87 °C	1960.00 st0.30 corr
N	28/12/2009	05:03	0	162	172	0	23	282	0	74	445	0	29	505	1000 hPa	10.81 °C	1940.00 st0.30 corr
N	28/12/2009	05:18	0	356	172	0	158	297	0	117	433	0	106	477	999 hPa	10.76 °C	1945.00 st0.30 corr
N	28/12/2009	05:33	0	90	172	0	86	297	0	160	447	0	9	492	1000 hPa	10.74 °C	1940.00 st0.30 corr
N	28/12/2009	05:48	0	246	172	0	164	297	0	45	432	0	36	476	1000 hPa	10.76 °C	1940.00 st0.30 corr
N	28/12/2009	06:03	0	124	172	0	49	297	0	182	446	0	1	508	1000 hPa	10.77 °C	1940.00 st0.30 corr
N	28/12/2009	06:18	0	159	172	0	88	297	0	5	433	0	41	517	999 hPa	10.75 °C	1940.00 st0.30 corr
N	28/12/2009	06:33	0	74	172	0	97	283	0	36	439	0	1	491	999 hPa	10.75 °C	1940.00 st0.30 corr
N	28/12/2009	06:48	0	126	171	0	40	284	0	1	440	0	41	476	998 hPa	10.79 °C	1945.00 st0.30 corr
N	28/12/2009	07:03	0	108	171	0	6	282	0	36	438	0	69	478	997 hPa	10.86 °C	1950.00 st0.30 corr
N	28/12/2009	07:18	0	144	171	0	85	281	0	11	435	0	48	478	997 hPa	10.92 °C	1950.00 st0.30 corr
N	28/12/2009	07:33	0	11	179	0	65	297	0	207	446	0	2	486	997 hPa	10.93 °C	1950.00 st0.30 corr
N	28/12/2009	07:48	0	4	181	0	60	300	0	193	445	0	58	486	998 hPa	10.96 °C	1945.00 st0.30 corr
N	28/12/2009	08:03	0	88	171	0	25	283	0	42	434	0	13	477	998 hPa	10.99 °C	1945.00 st0.30 corr
N	28/12/2009	08:18	0	92	171	0	108	295	0	155	446	0	98	518	998 hPa	11.03 °C	1945.00 st0.30 corr
N	28/12/2009	08:33	0	7	185	0	149	295	0	92	446	0	27	477	998 hPa	11.05 °C	1945.00 st0.30 corr
N	28/12/2009	08:48	0	103	172	0	15	289	0	11	435	0	25	489	998 hPa	11.04 °C	1945.00 st0.30 corr
N	28/12/2009	09:03	0	157	171	0	90	287	0	13	440	0	20	490	999 hPa	10.99 °C	1940.00 st0.30 corr
N	28/12/2009	09:18	0	96	172	0.01	3313	307	0	36	437	0	92	500	997 hPa	10.94 °C	1950.00 st0.30 corr
N	28/12/2009	09:33	0	188	171	0	25	283	0	304	445	0	41	506	998 hPa	10.88 °C	1940.00 st0.30 corr
N	28/12/2009	09:48	0	61	172	0	18	296	0	34	439	0	103	505	998 hPa	10.90 °C	1940.00 st0.30 corr
N	28/12/2009	10:03	0	81	171	0.01	2996	306	0	209	444	0	22	476	998 hPa	11.01 °C	1940.00 st0.30 corr
N	28/12/2009	10:18	0	111	171	0	71	282	0	609	444	0	27	501	998 hPa	11.19 °C	1940.00 st0.30 corr
N	28/12/2009	10:33	0	68	171	0	4	295	0	209	444	0	4	481	998 hPa	11.41 °C	1940.00 st0.30 corr
N	28/12/2009	10:48	0	173	170	0.01	3273	305	0	329	443	0	35	478	998 hPa	11.71 °C	1940.00 st0.31 corr
N	28/12/2009	11:03	0	132	170	0.01	3646	305	0	215	444	0	1	498	998 hPa	12.09 °C	1940.00 st0.31 corr
N	28/12/2009	11:18	0	154	170	0.01	3274	304	0	158	442	0	22	477	998 hPa	12.50 °C	1940.00 st0.31 corr
N	28/12/2009	11:33	0	94	169	0.01	3158	304	0	30	433	0	55	490	998 hPa	12.91 °C	1940.00 st0.31 corr
N	28/12/2009	11:48	0	149	169	0.01	3285	304	0	247	441	0	11	485	997 hPa	13.25 °C	1940.00 st0.31 corr
N	28/12/2009	12:03	0	147	168	0.02	4338	304	0	339	442	0	7	477	997 hPa	13.55 °C	1940.00 st0.31 corr
N	28/12/2009	12:18	0	38	182	0.02	5701	303	0	198	440	0	26	500	997 hPa	13.88 °C	1940.00 st0.31 corr
N	28/12/2009	12:33	0	133	168	0.02	5535	303	0	264	441	0	47	489	997 hPa	14.22 °C	1940.00 st0.31 corr
N	28/12/2009	12:48	0	180	168	0.02	5050	303	0	231	441	0	66	497	996 hPa	14.50 °C	1939.00 st0.31 corr
N	28/12/2009	13:03	0	462	185	0.02	5014	303	0	299	440	0	38	500	996 hPa	14.69 °C	1940.00 st0.31 corr
N	28/12/2009	13:18	0	160	168	0.02	5072	302	0	70	439	0	23	482	996 hPa	14.85 °C	1939.00 st0.31 corr
N	28/12/2009	13:33	0	584	185	0.02	5282	302	0	213	440	0	47	509	996 hPa	15.00 °C	1940.00 st0.31 corr
N	28/12/2009	13:48	0	589	185	0.02	5027	302	0	498							

N	29/12/2009	01:47	0	53	166	0	1102	301	0	155	437	0	36	479	990 hPa	15.22 °C	1940.00 st0.31 corr
N	29/12/2009	02:02	0	142	166	0	1220	301	0	76	438	0	13	492	989 hPa	15.30 °C	1940.00 st0.31 corr
N	29/12/2009	02:17	0	124	166	0	1076	301	0	59	436	0	11	503	989 hPa	15.36 °C	1940.00 st0.31 corr
N	29/12/2009	02:32	0	153	166	0	1152	300	0	182	435	0	8	502	989 hPa	15.40 °C	1940.00 st0.31 corr
N	29/12/2009	02:47	0	161	166	0	1149	300	0	155	437	0	6	508	989 hPa	15.47 °C	1940.00 st0.31 corr
N	29/12/2009	03:02	0	188	184	0	1176	300	0	57	442	0	23	508	989 hPa	15.50 °C	1940.00 st0.31 corr
N	29/12/2009	03:17	0	68	183	0	1057	300	0	430	436	0	62	507	989 hPa	15.52 °C	1940.00 st0.31 corr
N	29/12/2009	03:32	0	90	166	0	1263	300	0	483	430	0	49	489	989 hPa	15.51 °C	1940.00 st0.31 corr
N	29/12/2009	03:47	0	126	166	0	1081	301	0	112	435	0	2	495	989 hPa	15.50 °C	1940.00 st0.31 corr
N	29/12/2009	04:02	0	73	166	0.01	1304	301	0	78	435	0	216	507	989 hPa	15.50 °C	1940.00 st0.31 corr
N	29/12/2009	04:17	0	129	166	0	1253	300	0	53	443	0	47	487	988 hPa	15.51 °C	1940.00 st0.31 corr
N	29/12/2009	04:32	0	101	166	0	1061	301	0	60	438	0	51	494	988 hPa	15.48 °C	1940.00 st0.31 corr
N	29/12/2009	04:47	0	138	166	0	1014	301	0	15	437	0	130	505	988 hPa	15.36 °C	1940.00 st0.31 corr
N	29/12/2009	05:02	0	175	166	0	918	301	0	2	441	0	15	477	988 hPa	15.21 °C	1940.00 st0.31 corr
N	29/12/2009	05:17	0	136	167	0	914	301	0	418	452	0	147	507	988 hPa	15.10 °C	1940.00 st0.31 corr
N	29/12/2009	05:32	0	122	166	0	860	301	0	94	437	0	2	491	988 hPa	15.01 °C	1940.00 st0.31 corr
N	29/12/2009	05:47	0	60	166	0	841	301	0	468	452	0	9	491	988 hPa	14.93 °C	1940.00 st0.31 corr
N	29/12/2009	06:02	0	781	166	0	773	301	0	83	438	0	39	479	987 hPa	14.89 °C	1940.00 st0.31 corr
N	29/12/2009	06:17	0	118	166	0	769	301	0	75	434	0	8	497	987 hPa	14.86 °C	1940.00 st0.31 corr
N	29/12/2009	06:32	0	77	166	0	780	301	0	34	435	0	8	488	987 hPa	14.86 °C	1940.00 st0.31 corr
N	29/12/2009	06:47	0	28	167	0	907	301	0	0	452	0	49	484	987 hPa	14.84 °C	1940.00 st0.31 corr
N	29/12/2009	07:02	0	55	166	0	741	301	0	436	452	0	8	481	987 hPa	14.78 °C	1939.00 st0.31 corr
N	29/12/2009	07:17	0	320	185	0	1000	301	0	19	442	0	45	477	987 hPa	14.71 °C	1940.00 st0.31 corr
N	29/12/2009	07:32	0	83	167	0	1131	301	0	171	443	0	9	489	987 hPa	14.73 °C	1940.00 st0.31 corr
N	29/12/2009	07:47	0	104	166	0	921	301	0	120	437	0	6	482	987 hPa	14.76 °C	1940.00 st0.31 corr
N	29/12/2009	08:02	0	230	184	0	913	301	0	28	438	0	1	480	986 hPa	14.75 °C	1940.00 st0.31 corr
N	29/12/2009	08:17	0	86	167	0	1164	301	0	19	435	0	30	491	986 hPa	14.73 °C	1940.00 st0.31 corr
N	29/12/2009	08:32	0	91	167	0	1027	301	0	73	436	0	47	488	986 hPa	14.69 °C	1939.00 st0.31 corr
N	29/12/2009	08:47	0	68	166	0	976	301	0	24	437	0	34	477	986 hPa	14.64 °C	1940.00 st0.31 corr
N	29/12/2009	09:02	0	102	184	0	1062	301	0	13	439	0	26	503	986 hPa	14.61 °C	1940.00 st0.31 corr
N	29/12/2009	09:17	0	146	167	0	913	302	0	187	439	0	51	494	986 hPa	14.56 °C	1939.00 st0.31 corr
N	29/12/2009	09:32	0	184	167	0	967	302	0	110	439	0	32	504	987 hPa	14.50 °C	1939.00 st0.31 corr
N	29/12/2009	09:47	0	170	167	0	1026	302	0	24	439	0	88	489	987 hPa	14.47 °C	1940.00 st0.31 corr
N	29/12/2009	10:02	0	64	185	0	983	302	0	146	439	0	36	508	986 hPa	14.45 °C	1939.00 st0.31 corr
N	29/12/2009	10:17	0	148	167	0	1110	302	0	99	440	0	9	503	986 hPa	14.48 °C	1939.00 st0.31 corr
N	29/12/2009	10:32	0	105	167	0	1164	302	0	0	454	0	11	477	986 hPa	14.49 °C	1940.00 st0.31 corr
N	29/12/2009	10:47	0	92	167	0.01	1369	301	0	47	439	0	152	509	986 hPa	14.49 °C	1940.00 st0.31 corr
N	29/12/2009	11:02	0	72	167	0.01	1620	301	0	171	436	0	52	494	986 hPa	14.51 °C	1940.00 st0.31 corr
N	29/12/2009	11:17	0	173	185	0.01	1625	301	0	26	434	0	41	486	986 hPa	14.55 °C	1940.00 st0.31 corr
N	29/12/2009	11:32	0	131	167	0.01	1475	302	0	53	437	0	23	486	986 hPa	14.60 °C	1940.00 st0.31 corr
N	29/12/2009	11:47	0	113	165	0.01	1713	301	0	24	433	0	84	490	986 hPa	14.67 °C	1940.00 st0.31 corr
N	29/12/2009	12:02	0	257	184	0.01	1860	301	0	64	437	0	165	509	985 hPa	14.70 °C	1940.00 st0.31 corr
N	29/12/2009	12:17	0	254	184	0.01	1907	301	0	85	435	0	94	507	985 hPa	14.73 °C	1940.00 st0.31 corr
N	29/12/2009	12:32	0	255	184	0.01	2106	301	0	87	438	0	28	493	985 hPa	14.83 °C	1940.00 st0.31 corr
N	29/12/2009	12:47	0	246	184	0.01	1815	301	0	185	437	0	38	488	985 hPa	14.94 °C	1940.00 st0.31 corr
N	29/12/2009	13:02	0	320	184	0.01	2195	301	0	64	437	0	26	477	985 hPa	15.06 °C	1940.00 st0.31 corr
N	29/12/2009	13:17	0	441	184	0.01	2167	301	0	138	438	0	15	492	985 hPa	15.11 °C	1940.00 st0.31 corr
N	29/12/2009	13:32	0	229	184	0.01	2161	301	0	109	437	0	81	507	984 hPa	15.13 °C	1940.00 st0.31 corr
N	29/12/2009	13:47	0	258	184	0.01	2128	301	0	0	452	0	30	478	984 hPa	15.12 °C	1940.00 st0.31 corr
N	29/12/2009	14:02	0	258	184	0.01	2142	301	0	118	437	0	40	482	984 hPa	15.06 °C	1940.00 st0.31 corr
N	29/12/2009	14:17	0	297	184	0.01	2105	301	0	158	439	0	26	486	984 hPa	14.89 °C	1940.00 st0.31 corr
N	29/12/2009	14:32	0	316	184	0.01	2165	301	0	26	434	0	182	508	984 hPa	14.72 °C	1940.00 st0.31 corr
N	29/12/2009	14:47	0	254	184	0.01	2168	301	0	159	438	0	19	501	984 hPa	14.56 °C	1940.00 st0.31 corr
N	29/12/2009	15:02	0	432	185	0.01	2439	302	0	0	453	0	43	478	984 hPa	14.41 °C	1940.00 st0.31 corr
N	29/12/2009	15:17	0	479	185	0.01	3452	302	0	0	458	0	6	503	984 hPa	14.28 °C	1940.00 st0.31 corr
N	29/12/2009	15:32	0	247	185	0.01	3140	301	0	159	437	0	88	508	984 hPa	14.19 °C	1939.00 st0.31 corr
N	29/12/2009	15:47	0	535	185	0.01	2657	301	0	24	433	0	78	483	984 hPa	14.13 °C	1940.00 st0.31 corr
N	29/12/2009	16:02	0	127	185	0.01	2466	302	0	239	438	0	63	508	984 hPa	14.04 °C	1939.00 st0.31 corr
N	29/12/2009	16:17	0	273	185	0.01	2339	302	0	26	436	0	58	476	984 hPa	13.99 °C	1939.00 st0.31 corr
N	29/12/2009	16:32	0	168	185	0.01	2263	302	0	30	438	0	1	499	984 hPa	13.92 °C	1939.00 st0.31 corr
N	29/12/2009	16:47	0	376	185	0.01	2487	302	0	42	442	0	69	476	984 hPa	13.85 °C	1939.00 st0.31 corr
N	29/12/2009	17:02	0	634	185	0.01	2591	302	0	49	438	0	35	479	984 hPa	13.81 °C	1939.00 st0.31 corr
N	29/12/2009	17:17	0	259	184	0.01	2350	302	0	138	439	0	100	507	984 hPa	13.80 °C	1939.00 st0.31 corr
N	29/12/2009	17:32	0	108	167	0.01	2340	302	0	35	435	0	73	478	984 hPa	13.79 °C	1940.00 st0.31 corr
N	29/12/2009	17:47	0	331	184	0.01	2269	302	0	201	439	0	17	482	984 hPa	13.77 °C	1939.00 st0.31 corr
N	29/12/2009	18:02	0	325	185	0.01	2392	302	0	72	438	0	15	471	985 hPa	13.76 °C	1939.00 st0.31 corr
N	29/12/2009	18:17	0	294	185	0.01	1934	302	0	0	453	0	6	475	985 hPa	13.72 °C	1940.00 st0.31 corr
N	29/12/2009	18:32	0	414	184	0.01	2009	302	0	188	438	0	24	482	985 hPa	13.71 °C	1939.00 st0.31 corr
N	29/12/2009	18:47	0	189	185	0.01	2183	302	0	130	438	0	11	496	985 hPa	13.70 °C	1939.00 st0.31 corr
N	29/12/2009	19:02	0	121	168	0.01	1941	302	0	45	437	0	113	486	985 hPa	13.68 °C	1939.00 st0.31 corr
N	29/12/2009	19:17	0	104	167	0.01	1715	302	0	104	441	0	11	496	985 hPa	13.64 °C	1939.00 st0.31 corr
N	29/12/2009	19:32	0	358	185	0.01	1816	302	0	284	439	0	74	509	985 hPa	13.60 °C	1939.00 st0.31 corr
N	29/12/2009	19:47	0	207	185	0.01	1885	302	0	148	438	0	7	493	985 hPa	13.56 °C	1939.00 st0.31 corr
N	29/12/2009	20:02	0	309	185	0.01	2037	302	0	13	439	0	35	477	985 hPa	13.55 °C	1939.00 st0.31 corr
N	29/12/2009	20:17	0	426	185	0.01	2143	302	0	63	439	0	17	505	985 hPa	13.52 °C	1939.00 st0.31 corr
N	29/12/2009	20:32	0	146	167	0.01	2027	302	0	133							

N	30/12/2009	08:32	0	110	184	0	1131	301	0	82	443	0	4	481	982 hPa	13.87 °C	1940.00	st0.31	corr
N	30/12/2009	08:47	0	333	184	0	996	301	0	93	437	0	56	488	982 hPa	13.92 °C	1940.00	st0.31	corr
N	30/12/2009	09:02	0	24	167	0	1028	301	0	58	437	0	244	480	983 hPa	13.99 °C	1940.00	st0.31	corr
N	30/12/2009	09:17	0	194	184	0	1288	301	0	2	441	0	215	488	983 hPa	14.04 °C	1940.00	st0.31	corr
N	30/12/2009	09:32	0	111	166	0	1126	301	0	49	437	0	39	488	983 hPa	14.11 °C	1940.00	st0.31	corr
N	30/12/2009	09:47	0	172	184	0	1065	301	0	0	453	0	30	486	983 hPa	14.20 °C	1940.00	st0.31	corr
N	30/12/2009	10:02	0	178	184	0	1249	301	0	62	438	0	11	496	983 hPa	14.31 °C	1940.00	st0.31	corr
N	30/12/2009	10:17	0	220	184	0.01	1405	301	0	24	436	0	23	491	983 hPa	14.43 °C	1940.00	st0.31	corr
N	30/12/2009	10:32	0	246	183	0.01	1426	300	0	113	436	0	71	507	983 hPa	14.61 °C	1940.00	st0.31	corr
N	30/12/2009	10:47	0	77	184	0.01	1568	300	0	21	441	0	11	505	983 hPa	14.87 °C	1940.00	st0.31	corr
N	30/12/2009	11:02	0	273	183	0.01	1678	300	0	15	443	0	9	487	983 hPa	15.06 °C	1940.00	st0.31	corr
N	30/12/2009	11:17	0	303	183	0.01	1727	300	0	134	437	0	25	485	983 hPa	15.20 °C	1940.00	st0.31	corr
N	30/12/2009	11:32	0	195	183	0.01	1942	300	0	59	436	0	28	476	982 hPa	15.28 °C	1940.00	st0.31	corr
N	30/12/2009	11:47	0	323	183	0.01	2771	300	0	117	435	0	28	490	982 hPa	15.33 °C	1940.00	st0.31	corr
N	30/12/2009	12:02	0	312	183	0.01	2134	300	0	47	436	0	127	487	982 hPa	15.45 °C	1940.00	st0.31	corr
N	30/12/2009	12:17	0	471	183	0.01	2226	299	0	268	436	0	127	507	982 hPa	15.68 °C	1940.00	st0.31	corr
N	30/12/2009	12:32	0	210	183	0.01	2644	299	0	287	436	0	101	505	982 hPa	15.88 °C	1940.00	st0.31	corr
N	30/12/2009	12:47	0	329	182	0.01	2951	299	0	202	434	0	63	507	982 hPa	16.01 °C	1940.00	st0.31	corr
N	30/12/2009	13:02	0	392	182	0.01	3186	300	0	97	434	0	27	506	982 hPa	16.07 °C	1940.00	st0.31	corr
N	30/12/2009	13:17	0	232	183	0.01	2915	299	0	206	436	0	23	508	982 hPa	16.11 °C	1940.00	st0.31	corr
N	30/12/2009	13:32	0	280	182	0.01	2683	299	0	198	436	0	17	485	982 hPa	16.10 °C	1940.00	st0.31	corr
N	30/12/2009	13:47	0	284	182	0.01	2750	299	0	103	434	0	40	505	981 hPa	16.05 °C	1940.00	st0.32	corr
N	30/12/2009	14:02	0	265	182	0.01	2783	299	0	190	434	0	124	504	981 hPa	16.00 °C	1940.00	st0.32	corr
N	30/12/2009	14:17	0	625	183	0.01	2566	299	0	15	442	0	93	486	981 hPa	15.95 °C	1940.00	st0.31	corr
N	30/12/2009	14:32	0	517	183	0.01	2911	299	0	106	437	0	173	506	982 hPa	15.90 °C	1940.00	st0.31	corr
N	30/12/2009	14:47	0	212	183	0.01	2810	300	0	782	450	0	243	505	982 hPa	15.83 °C	1940.00	st0.31	corr
N	30/12/2009	15:02	0	210	183	0.01	2779	300	0	231	436	0	2	507	982 hPa	15.75 °C	1940.00	st0.31	corr
N	30/12/2009	15:17	0	477	183	0.01	2952	300	0	255	436	0	23	488	982 hPa	15.67 °C	1940.00	st0.31	corr
N	30/12/2009	15:32	0	280	183	0.01	3176	300	0	21	441	0	6	486	982 hPa	15.50 °C	1940.00	st0.31	corr
N	30/12/2009	15:47	0	357	184	0.01	3017	301	0	377	438	0	156	508	982 hPa	15.18 °C	1940.00	st0.31	corr
N	30/12/2009	16:02	0	423	184	0.01	2572	301	0	144	438	0	30	475	982 hPa	14.80 °C	1940.00	st0.31	corr
N	30/12/2009	16:17	0	115	184	0.01	2335	301	0	62	436	0	6	490	983 hPa	14.44 °C	1940.00	st0.31	corr
N	30/12/2009	16:32	0	261	185	0.01	2531	302	0	129	439	0	11	477	983 hPa	14.18 °C	1939.00	st0.31	corr
N	30/12/2009	16:47	0	297	185	0.01	2467	301	0	136	439	0	28	476	983 hPa	13.99 °C	1940.00	st0.31	corr
N	30/12/2009	17:02	0	491	185	0.01	2624	302	0	0	454	0	110	489	984 hPa	13.85 °C	1940.00	st0.31	corr
N	30/12/2009	17:17	0	260	185	0.01	2483	302	0	87	439	0	37	501	984 hPa	13.76 °C	1939.00	st0.31	corr
N	30/12/2009	17:32	0	251	185	0.01	2475	302	0	152	438	0	108	509	984 hPa	13.74 °C	1939.00	st0.31	corr
N	30/12/2009	17:47	0	469	185	0.01	2482	302	0	241	440	0	78	489	984 hPa	13.73 °C	1939.00	st0.31	corr
N	30/12/2009	18:02	0	265	185	0.01	2667	302	0	1	445	0	89	478	985 hPa	13.71 °C	1939.00	st0.31	corr
N	30/12/2009	18:17	0	151	185	0.01	2364	302	0	121	434	0	65	476	985 hPa	13.69 °C	1939.00	st0.31	corr
N	30/12/2009	18:32	0	352	185	0.01	2489	302	0	43	439	0	50	506	985 hPa	13.64 °C	1939.00	st0.31	corr
N	30/12/2009	18:47	0	22	171	0.01	2006	302	0	0	454	0	24	480	986 hPa	13.56 °C	1939.00	st0.31	corr
N	30/12/2009	19:02	0	72	168	0.01	1962	302	0	172	439	0	52	481	986 hPa	13.51 °C	1940.00	st0.31	corr
N	30/12/2009	19:17	0	197	168	0.01	1699	302	0	48	438	0	7	476	986 hPa	13.47 °C	1939.00	st0.31	corr
N	30/12/2009	19:32	0	185	167	0.01	1899	302	0	154	439	0	52	478	986 hPa	13.46 °C	1939.00	st0.31	corr
N	30/12/2009	19:47	0	82	168	0.01	1665	303	0	0	455	0	15	489	987 hPa	13.47 °C	1940.00	st0.31	corr
N	30/12/2009	20:02	0	98	168	0.01	1867	303	0	100	440	0	20	488	987 hPa	13.47 °C	1939.00	st0.31	corr
N	30/12/2009	20:17	0	67	168	0.01	1602	303	0	43	439	0	6	494	987 hPa	13.46 °C	1939.00	st0.31	corr
N	30/12/2009	20:32	0	132	185	0.01	1516	302	0	267	439	0	39	508	988 hPa	13.46 °C	1939.00	st0.31	corr
N	30/12/2009	20:47	0	14	167	0.01	1462	302	0	104	439	0	82	492	988 hPa	13.47 °C	1939.00	st0.31	corr
N	30/12/2009	21:02	0	117	167	0.01	1338	302	0	17	436	0	30	489	988 hPa	13.53 °C	1939.00	st0.31	corr
N	30/12/2009	21:17	0	144	168	0	1247	302	0	50	439	0	67	497	988 hPa	13.53 °C	1939.00	st0.31	corr
N	30/12/2009	21:32	0	138	168	0.01	1402	302	0	185	439	0	41	498	989 hPa	13.52 °C	1939.00	st0.31	corr
N	30/12/2009	21:47	0	48	169	0	1270	302	0	39	440	0	6	496	989 hPa	13.54 °C	1939.00	st0.31	corr
N	30/12/2009	22:02	0	62	169	0	947	303	0	0	455	0	20	493	989 hPa	13.58 °C	1939.00	st0.31	corr
N	30/12/2009	22:17	0	131	168	0	1137	302	0	245	439	0	9	494	990 hPa	13.61 °C	1939.00	st0.31	corr
N	30/12/2009	22:32	0	141	167	0.01	1016	302	0	58	441	0	9	487	990 hPa	13.65 °C	1939.00	st0.31	corr
N	30/12/2009	22:47	0	3	174	0	1040	302	0	2	439	0	43	477	991 hPa	13.69 °C	1940.00	st0.31	corr
N	30/12/2009	23:02	0	112	168	0	1102	303	0	1	445	0	24	478	991 hPa	13.75 °C	1939.00	st0.31	corr
N	30/12/2009	23:17	0	177	185	0	1003	302	0	1	433	0	45	482	991 hPa	13.80 °C	1939.00	st0.31	corr
N	30/12/2009	23:32	0	12	173	0	1015	303	0	6	440	0	15	490	991 hPa	13.87 °C	1939.00	st0.31	corr
N	30/12/2009	23:47	0	101	167	0	972	302	0	6	436	0	24	491	991 hPa	13.92 °C	1939.00	st0.31	corr
N	31/12/2009	00:02	0	10	174	0	847	302	0	56	439	0	6	477	991 hPa	13.95 °C	1939.00	st0.31	corr
N	31/12/2009	00:17	0	103	168	0	828	303	0	194	440	0	26	510	992 hPa	13.98 °C	1939.00	st0.31	corr
N	31/12/2009	00:32	0	63	168	0	913	302	0	86	441	0	145	485	992 hPa	14.00 °C	1939.00	st0.31	corr
N	31/12/2009	00:47	0	110	168	0	773	303	0	196	442	0	6	500	992 hPa	14.03 °C	1939.00	st0.31	corr
N	31/12/2009	01:02	0	126	185	0	829	303	0	73	440	0	185	497	992 hPa	14.08 °C	1940.00	st0.31	corr
N	31/12/2009	01:17	0	174	167	0	789	302	0	265	439	0	19	484	992 hPa	14.14 °C	1939.00	st0.31	corr
N	31/12/2009	01:32	0	211	168	0	727	302	0	6	446	0	30	493	993 hPa	14.16 °C	1939.00	st0.31	corr
N	31/12/2009	01:47	0	133	168	0	634	303	0	54	445	0	7	493	993 hPa	14.21 °C	1940.00	st0.31	corr
N	31/12/2009	02:02	0	115	185	0	595	303	0	155	444	0	4	487	994 hPa	14.25 °C	1940.00	st0.31	corr
N</																			

N	31/12/2009	15:16
N	31/12/2009	15:31
N	31/12/2009	15:46
N	31/12/2009	16:01
N	31/12/2009	16:16
N	31/12/2009	16:31
N	31/12/2009	16:46
N	31/12/2009	17:01
N	31/12/2009	17:16
N	31/12/2009	17:31
N	31/12/2009	17:46
N	31/12/2009	18:01
N	31/12/2009	18:16
N	31/12/2009	18:31
N	31/12/2009	18:46
N	31/12/2009	19:01
N	31/12/2009	19:16
N	31/12/2009	19:31
N	31/12/2009	19:46
N	31/12/2009	20:01
N	31/12/2009	20:16
N	31/12/2009	20:31
N	31/12/2009	20:46
N	31/12/2009	21:01
N	31/12/2009	21:16
N	31/12/2009	21:31
N	31/12/2009	21:46
N	31/12/2009	22:01
N	31/12/2009	22:16
N	31/12/2009	22:31
N	31/12/2009	22:46
N	31/12/2009	23:01
N	31/12/2009	23:16
N	31/12/2009	23:31
N	31/12/2009	23:46
N	01/01/2010	00:01
N	01/01/2010	00:16
N	01/01/2010	00:31
N	01/01/2010	00:46
N	01/01/2010	01:01
N	01/01/2010	01:16
N	01/01/2010	01:31
N	01/01/2010	01:46
N	01/01/2010	02:01
N	01/01/2010	02:16
N	01/01/2010	02:31
N	01/01/2010	02:46
N	01/01/2010	03:01
N	01/01/2010	03:16
N	01/01/2010	03:31
N	01/01/2010	03:46
N	01/01/2010	04:01
N	01/01/2010	04:16
N	01/01/2010	04:31
N	01/01/2010	04:46
N	01/01/2010	05:01
N	01/01/2010	05:16
N	01/01/2010	05:31
N	01/01/2010	05:46
N	01/01/2010	06:01
N	01/01/2010	06:16
N	01/01/2010	06:31
N	01/01/2010	06:46
N	01/01/2010	07:01
N	01/01/2010	07:16
N	01/01/2010	07:31
N	01/01/2010	07:46
N	01/01/2010	08:01
N	01/01/2010	08:16
N	01/01/2010	08:31
N	01/01/2010	08:46
N	01/01/2010	09:01
N	01/01/2010	09:16
N	01/01/2010	09:31
N	01/01/2010	09:46
N	01/01/2010	10:01
N	01/01/2010	10:16
N	01/01/2010	10:31
N	01/01/2010	10:46
N	01/01/2010	11:01
N	01/01/2010	11:16
N	01/01/2010	11:31
N	01/01/2010	11:46
N	01/01/2010	12:01
N	01/01/2010	12:16
N	01/01/2010	12:31
N	01/01/2010	12:46
N	01/01/2010	13:01
N	01/01/2010	13:16
N	01/01/2010	13:31
N	01/01/2010	13:46
N	01/01/2010	14:01
N	01/01/2010	14:16
N	01/01/2010	14:31
N	01/01/2010	14:46
N	01/01/2010	15:01
N	01/01/2010	15:16
N	01/01/2010	15:31
N	01/01/2010	15:46
N	01/01/2010	16:01
N	01/01/2010	16:16
N	01/01/2010	16:31
N	01/01/2010	16:46
N	01/01/2010	17:01
N	01/01/2010	17:16
N	01/01/2010	17:31
N	01/01/2010	17:46
N	01/01/2010	18:01
N	01/01/2010	18:16
N	01/01/2010	18:31
N	01/01/2010	18:46
N	01/01/2010	19:01
N	01/01/2010	19:16
N	01/01/2010	19:31
N	01/01/2010	19:46
N	01/01/2010	20:01
N	01/01/2010	20:16
N	01/01/2010	20:31
N	01/01/2010	20:46
N	01/01/2010	21:01
N	01/01/2010	21:16
N	01/01/2010	21:31
N	01/01/2010	21:46

For inspection purposes only.
Consent of copyright owner required for any other use.

N 01/01/2010 22:01
N 01/01/2010 22:16
N 01/01/2010 22:31
N 01/01/2010 22:46
N 01/01/2010 23:01
N 01/01/2010 23:16
N 01/01/2010 23:31
N 01/01/2010 23:46
N 02/01/2010 00:01
N 02/01/2010 00:16
N 02/01/2010 00:31
N 02/01/2010 00:46
N 02/01/2010 01:01
N 02/01/2010 01:16
N 02/01/2010 01:31
N 02/01/2010 01:46
N 02/01/2010 02:01
N 02/01/2010 02:16
N 02/01/2010 02:31
N 02/01/2010 02:46
N 02/01/2010 03:01
N 02/01/2010 03:16
N 02/01/2010 03:31
N 02/01/2010 03:46
N 02/01/2010 04:01
N 02/01/2010 04:16
N 02/01/2010 04:31
N 02/01/2010 04:46
N 02/01/2010 05:01
N 02/01/2010 05:16
N 02/01/2010 05:31
N 02/01/2010 05:46
N 02/01/2010 06:01
N 02/01/2010 06:16
N 02/01/2010 06:31
N 02/01/2010 06:46
N 02/01/2010 07:01
N 02/01/2010 07:16
N 02/01/2010 07:31
N 02/01/2010 07:46
N 02/01/2010 08:01
N 02/01/2010 08:16
N 02/01/2010 08:31
N 02/01/2010 08:46
N 02/01/2010 09:01
N 02/01/2010 09:16
N 02/01/2010 09:31
N 02/01/2010 09:46
N 02/01/2010 10:01
N 02/01/2010 10:16
N 02/01/2010 10:31
N 02/01/2010 10:46
N 02/01/2010 11:01
N 02/01/2010 11:16
N 02/01/2010 11:31
N 02/01/2010 11:46
N 02/01/2010 12:01
N 02/01/2010 12:16
N 02/01/2010 12:31
N 02/01/2010 12:46
N 02/01/2010 13:01
N 02/01/2010 13:16
N 02/01/2010 13:31
N 02/01/2010 13:46
N 02/01/2010 14:01
N 02/01/2010 14:16
N 02/01/2010 14:31
N 02/01/2010 14:46
N 02/01/2010 15:01
N 02/01/2010 15:16
N 02/01/2010 15:31
N 02/01/2010 15:46
N 02/01/2010 16:01
N 02/01/2010 16:16
N 02/01/2010 16:31
N 02/01/2010 16:46
N 02/01/2010 17:01
N 02/01/2010 17:16
N 02/01/2010 17:31
N 02/01/2010 17:46
N 02/01/2010 18:01
N 02/01/2010 18:16
N 02/01/2010 18:31
N 02/01/2010 18:46
N 02/01/2010 19:01
N 02/01/2010 19:16
N 02/01/2010 19:31
N 02/01/2010 19:46
N 02/01/2010 20:01
N 02/01/2010 20:16
N 02/01/2010 20:31
N 02/01/2010 20:46
N 02/01/2010 21:01
N 02/01/2010 21:16
N 02/01/2010 21:31
N 02/01/2010 21:46
N 02/01/2010 22:01
N 02/01/2010 22:16
N 02/01/2010 22:31
N 02/01/2010 22:46
N 02/01/2010 23:01
N 02/01/2010 23:16
N 02/01/2010 23:31
N 02/01/2010 23:46
N 03/01/2010 00:01
N 03/01/2010 00:16
N 03/01/2010 00:31
N 03/01/2010 00:46
N 03/01/2010 01:01
N 03/01/2010 01:16
N 03/01/2010 01:31
N 03/01/2010 01:46
N 03/01/2010 02:01
N 03/01/2010 02:16
N 03/01/2010 02:31
N 03/01/2010 02:46
N 03/01/2010 03:01
N 03/01/2010 03:16
N 03/01/2010 03:31
N 03/01/2010 03:46
N 03/01/2010 04:01
N 03/01/2010 04:16
N 03/01/2010 04:31

For inspection purposes only.
Consent of copyright owner required for any other use.

03/01/2010 04:46
03/01/2010 05:01
03/01/2010 05:16
03/01/2010 05:31
03/01/2010 05:46
03/01/2010 06:01
03/01/2010 06:16
03/01/2010 06:31
03/01/2010 06:46
03/01/2010 07:01
03/01/2010 07:16
03/01/2010 07:31
03/01/2010 07:46
03/01/2010 08:01
03/01/2010 08:16
03/01/2010 08:31
03/01/2010 08:46
03/01/2010 09:01
03/01/2010 09:16
03/01/2010 09:31
03/01/2010 09:46
03/01/2010 10:01
03/01/2010 10:16
03/01/2010 10:31
03/01/2010 10:46
03/01/2010 11:01
03/01/2010 11:16
03/01/2010 11:31
03/01/2010 11:46
03/01/2010 12:01
03/01/2010 12:16
03/01/2010 12:31
03/01/2010 12:46
03/01/2010 13:01
03/01/2010 13:16
03/01/2010 13:31
03/01/2010 13:46
03/01/2010 14:01
03/01/2010 14:16
03/01/2010 14:31
03/01/2010 14:46
03/01/2010 15:01
03/01/2010 15:16
03/01/2010 15:31
03/01/2010 15:46
03/01/2010 16:01
03/01/2010 16:16
03/01/2010 16:31
03/01/2010 16:46
03/01/2010 17:01
03/01/2010 17:16
03/01/2010 17:31
03/01/2010 17:46
03/01/2010 18:01
03/01/2010 18:16
03/01/2010 18:31
03/01/2010 18:46
03/01/2010 19:01
03/01/2010 19:16
03/01/2010 19:31
03/01/2010 19:46
03/01/2010 20:01
03/01/2010 20:16
03/01/2010 20:31
03/01/2010 20:46
03/01/2010 21:01
03/01/2010 21:16
03/01/2010 21:31
03/01/2010 21:46
03/01/2010 22:01
03/01/2010 22:16
03/01/2010 22:31
03/01/2010 22:46
03/01/2010 23:01
03/01/2010 23:16
03/01/2010 23:31
03/01/2010 23:46
04/01/2010 00:01
04/01/2010 00:16
04/01/2010 00:31
04/01/2010 00:46
04/01/2010 01:01
04/01/2010 01:16
04/01/2010 01:31
04/01/2010 01:46
04/01/2010 02:01
04/01/2010 02:16
04/01/2010 02:31
04/01/2010 02:46
04/01/2010 03:01
04/01/2010 03:16
04/01/2010 03:31
04/01/2010 03:46
04/01/2010 04:01
04/01/2010 04:16
04/01/2010 04:31
04/01/2010 04:46
04/01/2010 05:01
04/01/2010 05:16
04/01/2010 05:31
04/01/2010 05:46
04/01/2010 06:01
04/01/2010 06:16
04/01/2010 06:31
04/01/2010 06:46
04/01/2010 07:01
04/01/2010 07:16
04/01/2010 07:31
04/01/2010 07:46
04/01/2010 08:01
04/01/2010 08:16
04/01/2010 08:31
04/01/2010 08:46
04/01/2010 09:01
04/01/2010 09:16
04/01/2010 09:31
04/01/2010 09:46
04/01/2010 10:01
04/01/2010 10:16
04/01/2010 10:31
04/01/2010 10:46
04/01/2010 11:01
04/01/2010 11:16

For inspection purposes only.
Consent of copyright owner required for any other use.

04/01/2010 11:31
 04/01/2010 11:46
 04/01/2010 12:01
 04/01/2010 12:16
 04/01/2010 12:31
 04/01/2010 12:46
 04/01/2010 13:01
 04/01/2010 13:16
 04/01/2010 13:31
 04/01/2010 13:46
 04/01/2010 14:01
 04/01/2010 14:16
 04/01/2010 14:31
 04/01/2010 14:46
 04/01/2010 15:01
 04/01/2010 15:16
 04/01/2010 15:31
 04/01/2010 15:46
 04/01/2010 16:01
 04/01/2010 16:16
 04/01/2010 16:31
 04/01/2010 16:46
 04/01/2010 17:01
 04/01/2010 17:16
 04/01/2010 17:31
 04/01/2010 17:46
 04/01/2010 18:01
 04/01/2010 18:16
 04/01/2010 18:31
 04/01/2010 18:46
 04/01/2010 19:01
 04/01/2010 19:16
 04/01/2010 19:31
 04/01/2010 19:46
 04/01/2010 20:01
 04/01/2010 20:16
 04/01/2010 20:31
 04/01/2010 20:46
 04/01/2010 21:01
 04/01/2010 21:16
 04/01/2010 21:31
 04/01/2010 21:46
 04/01/2010 22:01
 04/01/2010 22:16
 04/01/2010 22:31
 04/01/2010 22:46
 04/01/2010 23:01
 04/01/2010 23:16
 04/01/2010 23:31
 04/01/2010 23:46
 05/01/2010 00:01
 05/01/2010 00:16
 05/01/2010 00:31
 05/01/2010 00:46
 05/01/2010 01:01
 05/01/2010 01:16
 05/01/2010 01:31
 05/01/2010 01:46
 05/01/2010 02:01
 05/01/2010 02:16
 05/01/2010 02:31
 05/01/2010 02:46
 05/01/2010 03:01
 05/01/2010 03:16
 05/01/2010 03:31
 05/01/2010 03:46
 05/01/2010 04:01
 05/01/2010 04:16
 05/01/2010 04:31
 05/01/2010 04:46
 05/01/2010 05:01
 05/01/2010 05:16
 05/01/2010 05:31
 05/01/2010 05:46
 05/01/2010 06:01
 05/01/2010 06:16
 05/01/2010 06:31
 05/01/2010 06:46
 05/01/2010 07:01
 05/01/2010 07:16
 05/01/2010 07:31
 05/01/2010 07:46
 05/01/2010 08:01
 05/01/2010 08:16
 05/01/2010 08:31
 05/01/2010 08:46
 05/01/2010 09:01
 05/01/2010 09:16
 05/01/2010 09:31
 05/01/2010 09:46
 05/01/2010 10:01
 05/01/2010 10:16
 05/01/2010 10:31
 05/01/2010 10:46
 05/01/2010 11:01
 05/01/2010 11:16
 05/01/2010 11:31
 05/01/2010 11:46
 05/01/2010 12:01
 05/01/2010 12:16
 05/01/2010 12:31
 05/01/2010 12:46
 N 05/01/2010 12:50
 N 05/01/2010 13:05
 N 05/01/2010 13:21
 N 05/01/2010 13:36
 N 05/01/2010 13:51
 N 05/01/2010 14:06
 N 05/01/2010 14:21
 N 05/01/2010 14:36
 N 05/01/2010 14:51
 N 05/01/2010 15:06
 N 05/01/2010 15:21
 N 05/01/2010 15:36
 N 05/01/2010 15:51
 N 05/01/2010 16:06
 N 05/01/2010 16:21
 N 05/01/2010 16:36
 N 05/01/2010 16:51
 N 05/01/2010 17:06
 N 05/01/2010 17:21
 N 05/01/2010 17:36
 N 05/01/2010 17:51

0	4	172	0	115	303	0	109	437	0	200	487	0	hPa	0.00 °C	0.00 steps	1.00 corr
0	535	179	0.03	7040	296	0	1973	445	0	20	504	1005	hPa	12.96 °C	1939.00	str0.30 corr
0	464	179	0.03	6535	296	0.01	6555	443	0	487	499	1004	hPa	18.18 °C	1940.00	str0.31 corr
0	255	178	0.02	5783	295	0.02	8218	441	0.01	1647	496	1004	hPa	21.79 °C	1940.00	str0.31 corr
0	96	178	0.02	5111	295	0.02	7979	443	0	746	497	1003	hPa	23.89 °C	1940.00	str0.32 corr
0	485	177	0.02	4965	294	0.02	7175	442	0	1069	497	1003	hPa	25.07 °C	1940.00	str0.32 corr
0	238	178	0.02	5289	295	0.01	6350	443	0	973	497	1003	hPa	25.77 °C	1940.00	str0.32 corr
0	136	179	0.02	4271	295	0.01	5075	442	0	711	498	1003	hPa	25.53 °C	1940.00	str0.32 corr
0	117	178	0.01	3286	296	0.01	4332	444	0	353	499	1003	hPa	24.99 °C	1940.00	str0.32 corr
0	282	179	0.01	3581	296	0.01	3695	444	0	650	499	1003	hPa	24.86 °C	1940.00	str0.32 corr
0	408	178	0.02	4414	295	0.01	3548	444	0	467	499	1003	hPa	24.82 °C	1940.00	str0.32 corr
0	594	178	0.02	4607	294	0.01	3099	443	0	887	497	1003	hPa	24.88 °C	1940.00	str0.32 corr
0	407	177	0.02	4912	294	0.01	3607	441	0	713	497	1002	hPa	24.93 °C	1940.00	str0.32 corr
0	513	178	0.02	4508	295	0.01	4046	442	0	686	496	1002	hPa	24.92 °C	1940.00	str0.32 corr
0	266	179	0.01	3047	295	0.01	3571	443	0	401	497	1002	hPa	24.85 °C	1940.00	str0.32 corr
0	390	178	0.02	4694	295	0.01	3944	443	0	477	497	1003	hPa	24.90 °C	1940.00	str0.32 corr
0	1060	178	0.03	8604	295	0.01	5670	443	0	929	498	1003	hPa	25.06 °C	1940.00	str0.32 corr
0	1366	177	0.04	9386	294	0.01	5747	441	0	882	496	1003	hPa	25.17 °C	1940.00	str0.32 corr
0	521	178	0.02	6092	295	0.01	4904	442	0	814	496	1003	hPa	25.10 °C	1940.00	str0.32 corr
0	533	179	0.02	5442	295	0.01	3767	442	0	539	497	1003	hPa	24.75 °C	1940.00	str0.32 corr
0	946	179	0.02	5681	296	0.01	3700	444	0	547	499	1003	hPa	24.50 °C	1940.00	str0.32 corr

Consent of copyright owner required for any other use.
 For inspection purposes only.

N	05/01/2010	18:06	0	442	178	0.03	6822	296	0.01	4033	445	0	399	500	1003 hPa	24.43 °C	1940.00 st0.32 corr
N	05/01/2010	18:21	0	425	178	0.02	5931	294	0.01	3667	443	0	641	498	1004 hPa	24.38 °C	1940.00 st0.32 corr
N	05/01/2010	18:36	0	732	178	0.02	5637	295	0.01	3395	442	0	719	497	1003 hPa	24.28 °C	1940.00 st0.32 corr
N	05/01/2010	18:51	0	478	179	0.02	5421	296	0.01	3506	443	0	767	498	1003 hPa	24.18 °C	1940.00 st0.32 corr
N	05/01/2010	19:06	0	275	179	0.02	5130	296	0.01	2768	445	0	486	499	1003 hPa	24.09 °C	1940.00 st0.32 corr
N	05/01/2010	19:21	0	521	179	0.02	5563	295	0.01	3066	444	0	546	499	1004 hPa	24.01 °C	1940.00 st0.32 corr
N	05/01/2010	19:35	0	901	178	0.03	7880	295	0.01	3178	442	0	790	497	1003 hPa	24.06 °C	1940.00 st0.32 corr
N	05/01/2010	19:50	0	722	179	0.02	7615	295	0.01	3321	441	0	635	497	1003 hPa	24.10 °C	1940.00 st0.32 corr
N	05/01/2010	20:05	0	792	179	0.02	5993	296	0.01	3924	443	0	532	497	1003 hPa	24.16 °C	1940.00 st0.32 corr
N	05/01/2010	20:20	0	547	179	0.02	6115	296	0.01	3749	444	0	853	499	1004 hPa	24.23 °C	1940.00 st0.32 corr
N	05/01/2010	20:35	0	466	178	0.02	5585	296	0.01	3321	444	0	525	499	1003 hPa	24.19 °C	1940.00 st0.32 corr
N	05/01/2010	20:50	0	451	178	0.02	5626	295	0.01	3299	442	0	783	497	1004 hPa	24.15 °C	1940.00 st0.32 corr
N	05/01/2010	21:05	0	589	178	0.02	6135	295	0.01	3359	442	0	472	496	1004 hPa	24.05 °C	1940.00 st0.32 corr
N	05/01/2010	21:20	0	798	179	0.03	6656	296	0.01	3385	443	0	621	497	1003 hPa	23.94 °C	1940.00 st0.32 corr
N	05/01/2010	21:35	0	589	179	0.02	6277	296	0.01	3091	445	0	587	499	1004 hPa	23.81 °C	1940.00 st0.32 corr
N	05/01/2010	21:50	0	369	179	0.02	5492	296	0.01	3537	445	0	926	501	1003 hPa	23.70 °C	1940.00 st0.32 corr
N	05/01/2010	22:05	0	739	178	0.02	6423	295	0.01	3846	443	0	775	499	1003 hPa	23.71 °C	1940.00 st0.32 corr
N	05/01/2010	22:20	0	648	183	0.03	8241	303	0	778	445	0	48	507	1004 hPa	23.78 °C	1940.00 st0.32 corr
N	05/01/2010	22:35	0	618	184	0.03	8604	303	0	857	444	0	211	499	1003 hPa	24.14 °C	1940.00 st0.32 corr
N	05/01/2010	22:50	0	310	184	0.02	6165	303	0	804	444	0	22	496	1003 hPa	24.76 °C	1940.00 st0.32 corr
N	05/01/2010	23:05	0	384	183	0.02	4389	302	0	603	443	0	225	502	1003 hPa	25.21 °C	1940.00 st0.32 corr
N	05/01/2010	23:20	0	104	182	0.01	3669	301	0	589	441	0	241	495	1003 hPa	25.51 °C	1940.00 st0.32 corr
N	05/01/2010	23:35	0	313	182	0.01	3650	301	0	794	441	0	182	497	1003 hPa	25.70 °C	1940.00 st0.32 corr
N	05/01/2010	00:50	0	423	183	0.01	3748	302	0	389	441	0	163	498	1003 hPa	25.71 °C	1940.00 st0.32 corr
N	06/01/2010	00:05	0	354	184	0.01	3248	302	0	351	443	0	226	499	1004 hPa	25.74 °C	1940.00 st0.32 corr
N	06/01/2010	00:20	0	208	183	0.01	3178	303	0	255	442	0	158	500	1003 hPa	25.78 °C	1940.00 st0.32 corr
N	06/01/2010	00:35	0	58	183	0.01	2859	302	0	286	442	0	22	479	1003 hPa	25.78 °C	1940.00 st0.32 corr
N	06/01/2010	00:50	0	144	182	0.01	2474	301	0	374	443	0	11	498	1003 hPa	25.77 °C	1940.00 st0.32 corr
N	06/01/2010	01:05	0	88	183	0.01	2530	302	0	385	441	0	137	499	1003 hPa	25.69 °C	1940.00 st0.32 corr
N	06/01/2010	01:20	0	4	174	0.01	2218	303	0	410	442	0	1	483	1003 hPa	25.54 °C	1940.00 st0.32 corr
N	06/01/2010	01:35	0	127	183	0.01	2189	303	0	388	444	0	320	496	1003 hPa	25.41 °C	1940.00 st0.32 corr
N	06/01/2010	01:50	0	230	182	0.01	2404	302	0	413	442	0	466	498	1003 hPa	25.36 °C	1940.00 st0.32 corr
N	06/01/2010	02:05	0	164	182	0.01	2251	301	0	285	441	0	15	497	1003 hPa	25.43 °C	1940.00 st0.32 corr
N	06/01/2010	02:20	0	302	183	0.01	2285	302	0	351	442	0	192	499	1003 hPa	25.42 °C	1940.00 st0.32 corr
N	06/01/2010	02:35	0	111	184	0.01	2563	303	0	196	442	0	189	497	1003 hPa	25.34 °C	1940.00 st0.32 corr
N	06/01/2010	02:50	0	83	184	0.01	1865	303	0	404	444	0	329	500	1003 hPa	25.18 °C	1940.00 st0.32 corr
N	06/01/2010	03:05	0	233	182	0.01	1970	302	0	474	444	0	13	501	1003 hPa	25.11 °C	1940.00 st0.32 corr
N	06/01/2010	03:20	0	66	183	0.01	2171	302	0	156	442	0	123	501	1004 hPa	25.16 °C	1935.00 st0.32 corr
N	06/01/2010	03:35	0	110	183	0.01	1908	302	0	248	442	0	33	505	1004 hPa	25.15 °C	1940.00 st0.32 corr
N	06/01/2010	03:50	0	16	180	0.01	2030	303	0	0	458	0	120	496	1004 hPa	25.06 °C	1940.00 st0.32 corr
N	06/01/2010	04:05	0	40	184	0.01	1704	304	0	125	444	0	164	497	1004 hPa	24.95 °C	1940.00 st0.32 corr
N	06/01/2010	04:20	0	109	183	0.01	1531	303	0	219	444	0	94	498	1004 hPa	24.88 °C	1940.00 st0.32 corr
N	06/01/2010	04:35	0	29	180	0.01	1699	302	0	205	442	0	24	491	1004 hPa	24.84 °C	1940.00 st0.32 corr
N	06/01/2010	04:50	0	13	174	0.01	1520	302	0	316	444	0	4	496	1004 hPa	24.82 °C	1940.00 st0.32 corr
N	06/01/2010	05:05	0	35	184	0.01	1421	304	0	154	444	0	161	496	1004 hPa	24.74 °C	1940.00 st0.32 corr
N	06/01/2010	05:20	0	282	184	0	1279	304	0	1	434	0	20	481	1004 hPa	24.56 °C	1940.00 st0.32 corr
N	06/01/2010	05:35	0	56	184	0.01	1342	304	0	156	445	0	285	500	1005 hPa	24.44 °C	1940.00 st0.32 corr
N	06/01/2010	05:50	0	75	183	0.01	1391	303	0	67	443	0	41	501	1004 hPa	24.45 °C	1940.00 st0.32 corr
N	06/01/2010	06:05	0	147	185	0.01	1472	303	0	20	434	0	15	482	1005 hPa	24.48 °C	1940.00 st0.32 corr
N	06/01/2010	06:20	0	541	166	0.01	1862	304	0	24	439	0	82	487	1005 hPa	24.43 °C	1940.00 st0.32 corr
N	06/01/2010	06:35	0	718	166	0.01	1514	304	0	45	439	0	188	502	1005 hPa	24.29 °C	1940.00 st0.32 corr
N	06/01/2010	06:50	0	470	166	0.01	1453	305	0	99	434	0	22	504	1005 hPa	24.03 °C	1940.00 st0.32 corr
N	06/01/2010	07:05	0	157	184	0.01	1354	303	0	148	437	0	24	480	1006 hPa	23.90 °C	1940.00 st0.32 corr
N	06/01/2010	07:20	0	168	184	0	1273	303	0	213	444	0	118	500	1005 hPa	23.88 °C	1940.00 st0.32 corr
N	06/01/2010	07:35	0	369	166	0.01	1812	304	0	22	442	0	4	479	1005 hPa	23.90 °C	1940.00 st0.32 corr
N	06/01/2010	07:50	0	399	166	0.01	2077	305	0	164	441	0	15	501	1005 hPa	23.96 °C	1940.00 st0.32 corr
N	06/01/2010	08:05	0	442	166	0.01	2258	304	0	82	439	0	2	505	1006 hPa	24.03 °C	1940.00 st0.32 corr
N	06/01/2010	08:20	0	409	165	0.01	2309	303	0	458	444	0	52	501	1006 hPa	24.10 °C	1940.00 st0.32 corr
N	06/01/2010	08:35	0	406	183	0.01	2733	303	0	255	443	0	102	488	1007 hPa	24.17 °C	1940.00 st0.32 corr
N	06/01/2010	08:50	0	346	166	0.01	2680	303	0	93	439	0	108	501	1006 hPa	24.18 °C	1940.00 st0.32 corr
N	06/01/2010	09:05	0	426	166	0.01	2549	305	0	224	446	0	1	488	1007 hPa	24.14 °C	1940.00 st0.32 corr
N	06/01/2010	09:20	0	482	166	0.01	2387	305	0	32	435	0	153	501	1007 hPa	24.10 °C	1940.00 st0.32 corr
N	06/01/2010	09:35	0	459	184	0.01	2400	303	0	67	438	0	113	500	1007 hPa	24.13 °C	1940.00 st0.32 corr
N	06/01/2010	09:50	0	220	183	0.01	3323	303	0	496	444	0	52	498	1007 hPa	24.31 °C	1940.00 st0.32 corr
N	06/01/2010	10:05	0	521	183	0.02	3911	303	0	452	443	0	1	503	1007 hPa	24.59 °C	1940.00 st0.32 corr
N	06/01/2010	10:20	0	122	184	0.01	3053	304	0	646	444	0	2	482	1006 hPa	24.80 °C	1940.00 st0.32 corr
N	06/01/2010	10:35	0	63	184	0.01	2910	304	0	595	444	0	62	497	1007 hPa	24.99 °C	1940.00 st0.32 corr
N	06/01/2010	10:50	0	314	183	0.01	3008	304	0	246	444	0	213	481	1007 hPa	25.30 °C	1940.00 st0.32 corr
N	06/01/2010	11:05	0	304	182	0.01	2888	301	0	407	442	0	291	492	1007 hPa	25.64 °C	1940.00 st0.32 corr
N	06/01/2010	11:20	0	190	183	0.01	3314	304	0	446	442	0	114	495	1007 hPa	25.86 °C	1940.00 st0.32 corr
N	06/01/2010	11:35	0	277	183	0.01	3093	302	0	341	441	0	143	498	1007 hPa	26.10 °C	1940.00 st0.32 corr
N	06/01/2010	11:50	0	264	183	0.01	2897	302	0	280	442	0	174	498	1007 hPa	26.39 °C	1940.00 st0.32 corr
N	06/01/2010	12:05	0	725	166	0.01	3415	304	0	340	443	0	9	498	1007 hPa	26.77 °C	1940.00 st0.32 corr
N	06/01/2010	12:20	0	645	167	0.01	3630	305	0								

N	07/01/2010	00:50	0	734	166	0.03	8269	304	0	422	445	0	83	496	1013 hPa	24.99 °C	1940.00 st0.31 corr
N	07/01/2010	01:05	0	1152	185	0.03	8854	305	0	713	446	0	406	503	1013 hPa	24.83 °C	1940.00 st0.31 corr
N	07/01/2010	01:20	0	981	184	0.03	7966	304	0	4	436	0	207	501	1013 hPa	24.70 °C	1940.00 st0.31 corr
N	07/01/2010	01:35	0	487	183	0.03	6558	303	0	492	445	0	7	483	1013 hPa	24.66 °C	1940.00 st0.31 corr
N	07/01/2010	01:50	0	541	184	0.02	6111	303	0	1586	444	0	327	495	1013 hPa	24.65 °C	1940.00 st0.31 corr
N	07/01/2010	02:05	0	578	166	0.02	6168	304	0	557	444	0	13	482	1012 hPa	24.66 °C	1940.00 st0.31 corr
N	07/01/2010	02:20	0	648	166	0.02	5906	304	0	492	445	0	4	504	1013 hPa	24.63 °C	1940.00 st0.31 corr
N	07/01/2010	02:35	0.03	9439	184	0.02	5295	304	0	237	434	0	2	493	1012 hPa	24.61 °C	1940.00 st0.31 corr
N	07/01/2010	02:50	0	555	184	0.02	4886	304	0	9	439	0	17	480	1012 hPa	24.61 °C	1940.00 st0.31 corr
N	07/01/2010	03:05	0	378	183	0.02	4869	303	0	487	444	0	148	502	1013 hPa	24.60 °C	1940.00 st0.31 corr
N	07/01/2010	03:20	0	725	184	0.02	5631	303	0	630	443	0	87	500	1013 hPa	24.56 °C	1940.00 st0.31 corr
N	07/01/2010	03:35	0	649	166	0.02	4893	304	0	521	443	0	74	481	1012 hPa	24.51 °C	1940.00 st0.31 corr
N	07/01/2010	03:50	0	804	167	0.02	4837	305	0	4	435	0	65	500	1012 hPa	24.49 °C	1940.00 st0.31 corr
N	07/01/2010	04:05	0	868	166	0.02	5287	305	0	104	434	0	240	502	1012 hPa	24.38 °C	1940.00 st0.31 corr
N	07/01/2010	04:20	0	521	184	0.02	5956	304	0	365	445	0	138	503	1013 hPa	24.24 °C	1940.00 st0.31 corr
N	07/01/2010	04:35	0	361	184	0.03	6922	303	0	329	444	0	4	504	1012 hPa	24.15 °C	1940.00 st0.31 corr
N	07/01/2010	04:50	0	1358	166	0.03	6561	304	0	634	443	0	141	500	1013 hPa	24.20 °C	1940.00 st0.31 corr
N	07/01/2010	05:05	0	1226	166	0.03	7400	305	0	6	437	0	61	480	1012 hPa	24.28 °C	1940.00 st0.31 corr
N	07/01/2010	05:20	0	1024	166	0	149	296	0	139	441	0	52	489	1012 hPa	24.31 °C	1940.00 st0.31 corr
N	07/01/2010	05:35	0	961	166	0.02	5359	304	0	80	433	0	210	502	1012 hPa	24.27 °C	1940.00 st0.31 corr
N	07/01/2010	05:50	0	208	184	0.02	5370	303	0	35	439	0	17	497	1012 hPa	24.24 °C	1940.00 st0.31 corr
N	07/01/2010	06:05	0	506	184	0.02	5524	303	0	513	444	0	80	502	1012 hPa	24.25 °C	1940.00 st0.31 corr
N	07/01/2010	06:20	0	754	167	0.02	6350	305	0	694	447	0	45	484	1012 hPa	24.24 °C	1940.00 st0.31 corr
N	07/01/2010	06:35	0	955	166	0.02	5897	305	0	587	447	0	147	491	1012 hPa	24.17 °C	1940.00 st0.31 corr
N	07/01/2010	06:50	0	645	166	0.02	5630	305	0	314	447	0	6	506	1013 hPa	24.08 °C	1940.00 st0.31 corr
N	07/01/2010	07:05	0	879	184	0.02	6206	304	0	380	445	0	24	487	1012 hPa	23.95 °C	1940.00 st0.31 corr
N	07/01/2010	07:20	0	733	184	0.03	7252	304	0	78	439	0	463	503	1012 hPa	24.12 °C	1940.00 st0.31 corr
N	07/01/2010	07:35	0	1069	184	0.04	10815	303	0	474	444	0	98	498	1012 hPa	24.31 °C	1940.00 st0.31 corr
N	07/01/2010	07:50	0	1190	185	0.05	12444	304	0	108	437	0	59	480	1012 hPa	24.37 °C	1940.00 st0.31 corr
N	07/01/2010	08:05	0.01	1590	185	0.06	16224	305	0	13	436	0	106	492	1012 hPa	24.35 °C	1940.00 st0.31 corr
N	07/01/2010	08:20	0.01	2597	184	0.08	21907	303	0	1538	447	0	54	483	1012 hPa	24.32 °C	1940.00 st0.31 corr
N	07/01/2010	08:35	0.01	1664	184	0.09	22959	303	0	1211	445	0	123	502	1012 hPa	24.26 °C	1940.00 st0.31 corr
N	07/01/2010	08:50	0.01	1801	184	0.08	20878	304	0	792	445	0	19	501	1012 hPa	24.11 °C	1940.00 st0.31 corr
N	07/01/2010	09:05	0.01	1769	185	0.08	21060	305	0	1257	446	0	110	501	1013 hPa	24.07 °C	1940.00 st0.31 corr
N	07/01/2010	09:20	0	797	167	0.09	24073	305	0	1840	447	0	153	503	1012 hPa	24.05 °C	1940.00 st0.31 corr
N	07/01/2010	09:35	0.01	2491	185	0.11	28095	305	0	1269	447	0	88	495	1013 hPa	24.00 °C	1940.00 st0.31 corr
N	07/01/2010	09:50	0.01	2608	184	0.11	29667	304	0	9	433	0	76	499	1012 hPa	23.97 °C	1940.00 st0.31 corr
N	07/01/2010	10:05	0.01	3536	184	0.14	36043	303	0	1790	445	0	78	501	1013 hPa	24.17 °C	1940.00 st0.31 corr
N	07/01/2010	10:20	0.01	3538	184	0.16	40481	303	0	1458	444	0	511	502	1013 hPa	24.48 °C	1940.00 st0.31 corr
N	07/01/2010	10:35	0.01	2389	185	0.13	34108	304	0	1778	444	0	407	502	1013 hPa	24.76 °C	1940.00 st0.31 corr
N	07/01/2010	10:50	0.01	1544	184	0.11	25916	305	0	1520	445	0	402	503	1013 hPa	24.98 °C	1940.00 st0.31 corr
N	07/01/2010	11:05	0.01	2778	183	0.11	28898	303	0	1268	444	0	552	499	1013 hPa	25.16 °C	1940.00 st0.31 corr
N	07/01/2010	11:20	0.01	2314	182	0.11	28475	302	0	1222	442	0	644	501	1013 hPa	25.48 °C	1940.00 st0.32 corr
N	07/01/2010	11:35	0.01	2223	183	0.11	29238	302	0	1509	441	0	575	499	1012 hPa	25.92 °C	1940.00 st0.32 corr
N	07/01/2010	11:50	0.01	1834	183	0.11	28059	302	0	1455	442	0	680	497	1012 hPa	26.29 °C	1940.00 st0.32 corr
N	07/01/2010	12:05	0	583	178	0.07	18662	295	0.02	11158	442	0.01	2035	496	1012 hPa	26.63 °C	1940.00 st0.32 corr
N	07/01/2010	12:20	0	818	182	0.05	13237	302	0	720	441	0	527	497	1012 hPa	26.80 °C	1940.00 st0.32 corr
N	07/01/2010	12:35	0	1111	182	0.05	14221	301	0	1251	440	0	101	486	1012 hPa	26.25 °C	1940.00 st0.32 corr
N	07/01/2010	12:50	0	1111	181	0.06	14723	302	0	1116	444	0	389	500	1011 hPa	26.43 °C	1940.00 st0.32 corr
N	07/01/2010	13:05	0.01	1895	185	0.06	15530	305	0	2147	445	0	62	499	1011 hPa	26.40 °C	1940.00 st0.32 corr
N	07/01/2010	13:20	0	1333	182	0.06	14763	301	0	605	441	0	633	500	1011 hPa	26.49 °C	1940.00 st0.32 corr
N	07/01/2010	13:35	0	1479	184	0.06	16662	303	0	824	441	0	779	497	1011 hPa	26.51 °C	1940.00 st0.32 corr
N	07/01/2010	13:50	0.01	1586	184	0.07	18079	305	0	1258	445	0	40	480	1011 hPa	26.36 °C	1940.00 st0.32 corr
N	07/01/2010	14:05	0.01	1730	182	0.06	16281	303	0	1095	444	0	308	501	1011 hPa	26.33 °C	1940.00 st0.32 corr
N	07/01/2010	14:20	0.01	1844	183	0.07	17154	301	0	1137	444	0	274	500	1011 hPa	26.36 °C	1940.00 st0.32 corr
N	07/01/2010	14:35	0	1484	185	0.06	15693	303	0	1944	445	0	240	500	1011 hPa	26.34 °C	1940.00 st0.32 corr
N	07/01/2010	14:50	0.01	1687	181	0.06	15544	301	0	1148	442	0	410	500	1011 hPa	26.26 °C	1940.00 st0.32 corr
N	07/01/2010	15:05	0	946	184	0.06	15491	302	0	1129	441	0	463	498	1011 hPa	26.51 °C	1935.00 st0.32 corr
N	07/01/2010	15:20	0	1367	182	0.06	14668	302	0	924	444	0	335	499	1011 hPa	26.40 °C	1940.00 st0.32 corr
N	07/01/2010	15:35	0	1193	183	0.06	14755	304	0	1207	445	0	507	502	1011 hPa	26.29 °C	1940.00 st0.32 corr
N	07/01/2010	15:50	0	1452	182	0.06	16642	300	0	1404	440	0	20	482	1011 hPa	26.46 °C	1940.00 st0.32 corr
N	07/01/2010	16:05	0.01	2031	181	0.08	21897	300	0	1393	440	0	422	497	1011 hPa	26.79 °C	1940.00 st0.32 corr
N	07/01/2010	16:20	0.01	2574	185	0.11	29883	305	0	1686	445	0	445	501	1011 hPa	26.66 °C	1940.00 st0.32 corr
N	07/01/2010	16:35	0.01	3350	181	0.16	42196	300	0	1680	439	0.01	1286	497	1011 hPa	26.15 °C	1940.00 st0.32 corr
N	07/01/2010	16:50	0.01	4214	182	0.2	51776	301	0	2652	440	0	720	497	1011 hPa	26.32 °C	1940.00 st0.32 corr
N	07/01/2010	17:05	0.02	5131	183	0.23	59490	302	0.01	3482	441	0	297	499	1011 hPa	26.53 °C	1940.00 st0.32 corr
N	07/01/2010	17:20	0.02	5259	182	0.24	63687	301	0	3636	441	0	894	497	1012 hPa	26.63 °C	1940.00 st0.32 corr
N	07/01/2010	17:35	0.03	8567	182	0.32	83073	301	0.01	4035	440	0	761	497	1011 hPa	26.63 °C	1940.00 st0.32 corr
N	07/01/2010	17:50	0.04	12158	182	0.43	113188	301	0.02	7261	440	0	1045	498	1012 hPa	26.63 °C	1940.00 st0.32 corr
N	07/01/2010	18:05	0.04	10848	183	0.46	118999	302	0.02	8826	441	0	922	497	1012 hPa	26.57 °C	1940.00 st0.32 corr
N	07/01/2010	18:20	0.03	8730	183	0.42	108305	302	0.02	7488	442	0	314	496	1012 hPa	26.46 °C	1940.00 st0.32 corr
N	07/01/2010	18:35	0.02	6374	183	0.36	94940	302	0.02	7307	441	0	725	499	1012 hPa	26.34 °C	1940.00 st0.32 corr
N	07/01/2010	18:50	0.02														

N	08/01/2010	07:35	0	486	168	0	56	296	0	6	436	0	212	476	1020 hPa	23.14 °C	1940.00 st0.31 corr
N	08/01/2010	07:50	0	640	167	0	6	282	0	491	450	0	196	476	1022 hPa	23.12 °C	1940.00 st0.31 corr
N	08/01/2010	08:05	0	682	167	0	11	284	0	47	437	0	4	506	1022 hPa	23.15 °C	1940.00 st0.31 corr
N	08/01/2010	08:20	0	581	167	0	41	282	0	2	441	0	1	494	1022 hPa	23.08 °C	1940.00 st0.31 corr
N	08/01/2010	08:35	0	570	168	0	127	298	0	718	448	0	78	503	1022 hPa	22.96 °C	1940.00 st0.31 corr
N	08/01/2010	08:50	0	525	168	0	147	297	0	8	441	0	32	475	1022 hPa	22.86 °C	1940.00 st0.31 corr
N	08/01/2010	09:05	0	542	168	0	127	286	0	162	436	0	64	508	1023 hPa	22.76 °C	1940.00 st0.31 corr
N	08/01/2010	09:20	0	473	167	0	24	283	0	190	432	0	76	506	1023 hPa	22.76 °C	1940.00 st0.31 corr
N	08/01/2010	09:35	0	473	167	0	39	284	0	6	435	0	87	503	1024 hPa	22.62 °C	1940.00 st0.31 corr
N	08/01/2010	09:50	0	543	167	0.02	6200	305	0	130	439	0	166	504	1023 hPa	22.92 °C	1940.00 st0.31 corr
N	08/01/2010	10:05	0	616	168	0	62	296	0	134	435	0	36	505	1023 hPa	23.15 °C	1940.00 st0.31 corr
N	08/01/2010	10:20	0	522	168	0	7	282	0	486	449	0	1	484	1023 hPa	23.39 °C	1940.00 st0.31 corr
N	08/01/2010	10:35	0	544	167	0	140	299	0	32	439	0	230	506	1024 hPa	23.62 °C	1940.00 st0.31 corr
N	08/01/2010	10:50	0	591	167	0	96	296	0	1	435	0	286	504	1024 hPa	23.77 °C	1940.00 st0.31 corr
N	08/01/2010	11:05	0	549	166	0.03	8186	304	0	54	433	0	164	503	1024 hPa	23.83 °C	1940.00 st0.31 corr
N	08/01/2010	11:20	0	769	166	0.03	8088	304	0	39	438	0	161	502	1024 hPa	24.05 °C	1940.00 st0.31 corr
N	08/01/2010	11:35	0	815	167	0.03	7318	305	0	734	445	0	9	497	1024 hPa	24.39 °C	1940.00 st0.31 corr
N	08/01/2010	11:50	0	746	167	0.03	7596	305	0	26	435	0	178	486	1023 hPa	24.82 °C	1940.00 st0.31 corr
N	08/01/2010	12:05	0	812	184	0.03	8635	304	0	800	445	0	91	488	1024 hPa	25.26 °C	1940.00 st0.31 corr
N	08/01/2010	12:20	0	915	183	0.04	10191	302	0	463	442	0	5	487	1024 hPa	25.84 °C	1940.00 st0.31 corr
N	08/01/2010	12:35	0	1194	184	0.04	10537	304	0	791	443	0	50	499	1023 hPa	26.60 °C	1940.00 st0.31 corr
N	08/01/2010	12:50	0	1277	183	0.04	11572	301	0	949	444	0	22	506	1024 hPa	26.80 °C	1940.00 st0.31 corr
N	08/01/2010	13:05	0	1076	183	0.04	10804	301	0	730	443	0	1	502	1024 hPa	26.32 °C	1940.00 st0.31 corr
N	08/01/2010	13:20	0	1513	182	0.05	13912	302	0	675	444	0	59	503	1024 hPa	26.39 °C	1940.00 st0.31 corr
N	08/01/2010	13:35	0	967	184	0.05	12534	303	0	890	442	0	259	498	1024 hPa	26.69 °C	1940.00 st0.31 corr
N	08/01/2010	13:50	0	1023	182	0.05	12566	303	0	1068	445	0	241	502	1023 hPa	26.55 °C	1940.00 st0.31 corr
N	08/01/2010	14:05	0	981	166	0	36	283	0	54	433	0	185	503	1024 hPa	26.43 °C	1940.00 st0.31 corr
N	08/01/2010	14:20	0	915	167	0	190	296	0	38	435	0	38	502	1023 hPa	26.54 °C	1940.00 st0.31 corr
N	08/01/2010	14:35	0	1221	183	0.05	13464	302	0	1034	442	0	7	479	1024 hPa	26.65 °C	1940.00 st0.31 corr
N	08/01/2010	14:50	0	784	182	0.05	12186	301	0	1104	442	0	894	500	1024 hPa	26.50 °C	1940.00 st0.31 corr
N	08/01/2010	15:05	0	1056	167	0	175	295	0	959	446	0	45	502	1023 hPa	26.82 °C	1940.00 st0.31 corr
N	08/01/2010	15:20	0	734	168	0.05	13111	305	0	1171	445	0	203	501	1024 hPa	26.47 °C	1940.00 st0.31 corr
N	08/01/2010	15:35	0	1254	183	0.05	12674	302	0	754	444	0	161	500	1024 hPa	26.50 °C	1940.00 st0.31 corr
N	08/01/2010	15:50	0	1004	184	0.05	11911	303	0	851	442	0	18	480	1025 hPa	26.65 °C	1940.00 st0.31 corr
N	08/01/2010	16:05	0	948	184	0.04	11244	304	0	865	444	0	293	501	1024 hPa	26.30 °C	1940.00 st0.31 corr
N	08/01/2010	16:20	0	886	184	0.05	12997	303	0	794	445	0	153	499	1025 hPa	26.43 °C	1940.00 st0.31 corr
N	08/01/2010	16:35	0	1033	183	0.04	11445	303	0	739	443	0	172	501	1026 hPa	26.32 °C	1940.00 st0.31 corr
N	08/01/2010	16:50	0	1458	185	0.05	14207	304	0	688	444	0	173	491	1025 hPa	26.05 °C	1940.00 st0.31 corr
N	08/01/2010	17:05	0	721	167	0.06	16734	305	0	26	438	0	9	501	1026 hPa	25.60 °C	1940.00 st0.31 corr
N	08/01/2010	17:20	0	746	167	0	253	295	0	39	433	0	397	504	1026 hPa	25.12 °C	1940.00 st0.31 corr
N	08/01/2010	17:35	0	737	167	0	297	295	0	56	438	0	85	503	1026 hPa	24.71 °C	1940.00 st0.31 corr
N	08/01/2010	17:50	0	733	167	0.07	18798	305	0	244	438	0	63	497	1027 hPa	24.41 °C	1940.00 st0.31 corr
N	08/01/2010	18:05	0	678	167	0.06	16225	305	0	319	434	0	157	502	1027 hPa	24.16 °C	1940.00 st0.31 corr
N	08/01/2010	18:20	0	738	167	0	152	294	0	862	447	0	198	507	1026 hPa	23.95 °C	1940.00 st0.31 corr
N	08/01/2010	18:35	0	772	168	0	122	284	0	58	438	0	4	482	1027 hPa	23.80 °C	1940.00 st0.31 corr
N	08/01/2010	18:50	0	591	169	0.06	15504	307	0	2	438	0	356	505	1027 hPa	23.57 °C	1940.00 st0.31 corr
N	08/01/2010	19:05	0	539	167	0	229	297	0	30	437	0	24	476	1028 hPa	23.39 °C	1940.00 st0.31 corr
N	08/01/2010	19:20	0	635	167	0	186	296	0	57	436	0	46	476	1028 hPa	23.28 °C	1940.00 st0.31 corr
N	08/01/2010	19:35	0	783	167	0	251	296	0	100	433	0	164	507	1028 hPa	23.26 °C	1940.00 st0.31 corr
N	08/01/2010	19:50	0	703	167	0	210	295	0	81	434	0	43	488	1028 hPa	23.29 °C	1940.00 st0.31 corr
N	08/01/2010	20:05	0	723	168	0	29	285	0	75	440	0	158	506	1028 hPa	23.36 °C	1940.00 st0.31 corr
N	08/01/2010	20:20	0	777	168	0	50	284	0	6	442	0	53	476	1028 hPa	23.35 °C	1940.00 st0.31 corr
N	08/01/2010	20:35	0	825	168	0	113	297	0	30	435	0	53	476	1028 hPa	23.28 °C	1940.00 st0.31 corr
N	08/01/2010	20:50	0	650	168	0	136	296	0	43	441	0	21	487	1028 hPa	23.25 °C	1940.00 st0.31 corr
N	08/01/2010	21:05	0	663	167	0	217	295	0	47	442	0	264	507	1028 hPa	23.28 °C	1940.00 st0.31 corr
N	08/01/2010	21:20	0	865	167	0	227	296	0	28	438	0	30	504	1029 hPa	23.31 °C	1940.00 st0.31 corr
N	08/01/2010	21:35	0	846	168	0	345	296	0	54	439	0	57	508	1029 hPa	23.26 °C	1940.00 st0.31 corr
N	08/01/2010	21:50	0	835	169	0	180	296	0	30	442	0	13	475	1028 hPa	23.18 °C	1940.00 st0.31 corr
N	08/01/2010	22:05	0	731	168	0	214	298	0	72	438	0	49	477	1028 hPa	23.20 °C	1940.00 st0.31 corr
N	08/01/2010	22:20	0	951	168	0	219	297	0	15	440	0	19	475	1029 hPa	23.27 °C	1940.00 st0.31 corr
N	08/01/2010	22:35	0	809	167	0	192	296	0	85	440	0	128	505	1028 hPa	23.35 °C	1940.00 st0.31 corr
N	08/01/2010	22:50	0	748	167	0.07	18748	305	0	85	435	0	348	507	1029 hPa	23.44 °C	1940.00 st0.31 corr
N	08/01/2010	23:05	0	834	168	0	285	296	0	135	433	0	209	505	1029 hPa	23.51 °C	1940.00 st0.31 corr
N	08/01/2010	23:20	0	949	168	0	304	296	0	28	434	0	135	507	1028 hPa	23.55 °C	1940.00 st0.31 corr
N	08/01/2010	23:35	0	943	168	0	100	296	0	9	441	0	55	475	1028 hPa	23.54 °C	1940.00 st0.31 corr
N	08/01/2010	23:50	0	973	168	0	143	295	0	83	437	0	28	475	1029 hPa	23.55 °C	1940.00 st0.31 corr
N	09/01/2010	00:05	0	729	167	0	199	295	0	51	434	0	17	475	1029 hPa	23.56 °C	1940.00 st0.31 corr
N	09/01/2010	00:20	0	833	167	0	29	284	0	1607	448	0	169	506	1029 hPa	23.61 °C	1940.00 st0.31 corr
N	09/01/2010	00:35	0	674	168	0	38	281	0	220	435	0	32	507	1029 hPa	23.60 °C	1940.00 st0.31 corr
N	09/01/2010	00:50	0	770	168	0	120	286	0	120	434	0	89	475	1029 hPa	23.53 °C	1940.00 st0.31 corr
N	09/01/2010	01:05	0	644	168	0	90	287	0	15	440	0	33	475	1028 hPa	23.49 °C	1940.00 st0.31 corr
N	09/01/2010	01:20	0	816	168	0	113	296	0	137	435	0	56	489	1028 hPa	23.48 °C	1940.00 st0.31 corr
N	09/01/2010	01:35	0	812	167	0	128	296	0	36	438	0	133	509	1029 hPa	23.53 °C	1940.00 st0.31 corr
N	09/01/2010	01:50	0	740	167	0	62	282	0	62	433	0	11	504	1028 hPa	23.58 °C	1940.00 st0.31 corr
N	09/01/2010	02:05	0	813	167	0	13	297	0	2	439	0	270	506	1028 hPa	23.64 °C	1940.00 st0.31 corr
N	09/01/2010																

N	09/01/2010	14:20	0	819	183	0.05	12932	302	0	1391	442	0	196	500	1026 hPa	26.55 °C	1940.00	st0.31	corr
N	09/01/2010	14:35	0.01	2166	184	0.07	18988	303	0	1129	442	0	213	497	1025 hPa	26.58 °C	1940.00	st0.31	corr
N	09/01/2010	14:50	0.01	2034	184	0.08	20428	303	0	1139	444	0	238	500	1026 hPa	26.55 °C	1940.00	st0.31	corr
N	09/01/2010	15:05	0	1228	184	0.07	17189	303	0	1534	444	0	34	496	1026 hPa	26.58 °C	1940.00	st0.31	corr
N	09/01/2010	15:20	0	960	183	0.06	15149	303	0	1222	445	0	184	495	1026 hPa	26.64 °C	1940.00	st0.31	corr
N	09/01/2010	15:35	0	828	183	0.05	13279	302	0	1303	443	0	350	498	1026 hPa	26.56 °C	1940.00	st0.31	corr
N	09/01/2010	15:50	0	1016	184	0.05	13510	303	0	964	442	0	539	499	1025 hPa	26.43 °C	1940.00	st0.31	corr
N	09/01/2010	16:05	0	828	166	0.05	12040	304	0	779	444	0	118	501	1025 hPa	26.35 °C	1940.00	st0.31	corr
N	09/01/2010	16:20	0	728	166	0.04	10571	304	0	58	434	0	24	507	1025 hPa	26.07 °C	1940.00	st0.31	corr
N	09/01/2010	16:35	0	975	184	0.05	12206	304	0	1056	445	0	16	502	1026 hPa	25.89 °C	1940.00	st0.31	corr
N	09/01/2010	16:50	0	562	184	0.05	12994	303	0	664	444	0	35	501	1026 hPa	25.76 °C	1940.00	st0.31	corr
N	09/01/2010	17:05	0	813	184	0.04	10709	303	0	578	443	0	57	504	1025 hPa	25.71 °C	1940.00	st0.31	corr
N	09/01/2010	17:20	0	643	166	0.04	9325	304	0	571	444	0	40	483	1026 hPa	25.56 °C	1940.00	st0.31	corr
N	09/01/2010	17:35	0	656	166	0.04	11227	305	0	31	439	0	369	505	1026 hPa	25.34 °C	1940.00	st0.31	corr
N	09/01/2010	17:50	0	699	167	0	21	281	0	39	438	0	31	504	1026 hPa	25.15 °C	1940.00	st0.31	corr
N	09/01/2010	18:05	0	703	166	0.05	13371	305	0	716	447	0	57	494	1027 hPa	24.90 °C	1940.00	st0.31	corr
N	09/01/2010	18:20	0	826	166	0.05	12498	305	0	769	446	0	45	505	1026 hPa	24.67 °C	1940.00	st0.31	corr
N	09/01/2010	18:35	0	741	166	0.05	11838	305	0	967	446	0	65	502	1027 hPa	24.38 °C	1940.00	st0.31	corr
N	09/01/2010	18:50	0	709	167	0	172	295	0	54	433	0	26	502	1026 hPa	24.10 °C	1940.00	st0.31	corr
N	09/01/2010	19:05	0	719	168	0	118	298	0	94	435	0	47	504	1027 hPa	23.78 °C	1940.00	st0.31	corr
N	09/01/2010	19:20	0	641	168	0	133	284	0	49	441	0	34	496	1027 hPa	23.55 °C	1940.00	st0.31	corr
N	09/01/2010	19:35	0	566	167	0	83	296	0	19	433	0	66	505	1027 hPa	23.43 °C	1940.00	st0.31	corr
N	09/01/2010	19:50	0	690	167	0	50	295	0	157	434	0	13	487	1027 hPa	23.37 °C	1940.00	st0.31	corr
N	09/01/2010	20:05	0	631	167	0.03	8430	305	0	663	448	0	245	507	1027 hPa	23.30 °C	1940.00	st0.31	corr
N	09/01/2010	20:20	0	641	168	0	45	283	0	1	434	0	4	507	1027 hPa	23.20 °C	1940.00	st0.31	corr
N	09/01/2010	20:35	0	814	169	0	22	284	0	93	436	0	4	507	1026 hPa	23.05 °C	1940.00	st0.31	corr
N	09/01/2010	20:50	0	576	168	0	7	285	0	11	435	0	25	477	1027 hPa	22.90 °C	1940.00	st0.31	corr
N	09/01/2010	21:05	0	667	168	0	17	282	0	212	437	0	178	505	1027 hPa	22.87 °C	1940.00	st0.31	corr
N	09/01/2010	21:20	0	639	167	0	1	296	0	4	437	0	4	475	1027 hPa	22.99 °C	1940.00	st0.31	corr
N	09/01/2010	21:35	0	709	167	0.03	6979	305	0	64	434	0	53	492	1027 hPa	23.20 °C	1940.00	st0.31	corr
N	09/01/2010	21:50	0	730	167	0	72	282	0	17	441	0	96	493	1027 hPa	23.30 °C	1940.00	st0.31	corr
N	09/01/2010	22:05	0	594	168	0	33	281	0	121	434	0	76	494	1027 hPa	23.25 °C	1940.00	st0.31	corr
N	09/01/2010	22:20	0	576	168	0	55	285	0	74	444	0	8	484	1026 hPa	23.17 °C	1940.00	st0.31	corr
N	09/01/2010	22:35	0	581	168	0	4	301	0	57	443	0	140	476	1026 hPa	23.11 °C	1940.00	st0.31	corr
N	09/01/2010	22:50	0	719	167	0	45	295	0	259	433	0	45	476	1027 hPa	23.00 °C	1940.00	st0.31	corr
N	09/01/2010	23:05	0	725	166	0	19	282	0	47	438	0	19	493	1027 hPa	23.03 °C	1940.00	st0.31	corr
N	09/01/2010	23:20	0	603	166	0.02	6084	305	0	101	433	0	64	486	1026 hPa	23.37 °C	1940.00	st0.31	corr
N	09/01/2010	23:35	0	530	167	0	52	294	0	112	439	0	11	503	1026 hPa	23.73 °C	1940.00	st0.31	corr
N	09/01/2010	23:50	0	619	167	0	34	285	0	465	448	0	125	486	1026 hPa	23.89 °C	1940.00	st0.31	corr
N	10/01/2010	00:05	0	724	167	0	18	281	0	86	435	0	1	482	1026 hPa	23.30 °C	1940.00	st0.31	corr
N	10/01/2010	00:20	0	651	167	0	101	296	0	69	437	0	26	485	1025 hPa	23.94 °C	1940.00	st0.31	corr
N	10/01/2010	00:35	0	863	167	0	11	280	0	17	434	0	26	502	1026 hPa	23.98 °C	1940.00	st0.31	corr
N	10/01/2010	00:50	0	510	166	0.02	6064	305	0	4	439	0	32	500	1026 hPa	23.86 °C	1940.00	st0.31	corr
N	10/01/2010	01:05	0	635	167	0	62	283	0	45	434	0	120	504	1025 hPa	23.69 °C	1940.00	st0.31	corr
N	10/01/2010	01:20	0	719	168	0	19	290	0	11	441	0	104	507	1025 hPa	23.57 °C	1940.00	st0.31	corr
N	10/01/2010	01:35	0	552	168	0	11	282	0	70	435	0	30	488	1025 hPa	23.37 °C	1940.00	st0.31	corr
N	10/01/2010	01:50	0	584	168	0	6	295	0	19	438	0	91	476	1025 hPa	23.23 °C	1940.00	st0.31	corr
N	10/01/2010	02:05	0	610	167	0	16	296	0	204	435	0	6	494	1025 hPa	23.17 °C	1940.00	st0.31	corr
N	10/01/2010	02:20	0	645	167	0.02	4536	305	0	13	441	0	4	482	1025 hPa	23.15 °C	1940.00	st0.31	corr
N	10/01/2010	02:35	0	653	167	0.02	4409	305	0	26	433	0	61	504	1025 hPa	23.19 °C	1940.00	st0.31	corr
N	10/01/2010	02:50	0	606	167	0.02	4631	305	0	58	437	0	77	503	1025 hPa	23.37 °C	1940.00	st0.31	corr
N	10/01/2010	03:05	0	679	168	0	37	287	0	4	439	0	237	499	1024 hPa	23.65 °C	1940.00	st0.31	corr
N	10/01/2010	03:20	0	606	167	0	12	286	0	30	440	0	30	482	1024 hPa	23.91 °C	1940.00	st0.31	corr
N	10/01/2010	03:35	0	640	166	0.02	5076	304	0	1	438	0	171	502	1024 hPa	24.03 °C	1940.00	st0.31	corr
N	10/01/2010	03:50	0	476	184	0.02	4605	304	0	24	432	0	640	502	1024 hPa	24.16 °C	1940.00	st0.31	corr
N	10/01/2010	04:05	0	549	166	0.02	4073	304	0	91	432	0	4	504	1024 hPa	24.26 °C	1940.00	st0.31	corr
N	10/01/2010	04:20	0	674	167	0.02	4143	305	0	6	435	0	106	497	1023 hPa	24.28 °C	1940.00	st0.31	corr
N	10/01/2010	04:35	0	539	167	0	48	281	0	108	441	0	37	502	1024 hPa	24.22 °C	1940.00	st0.31	corr
N	10/01/2010	04:50	0	677	167	0.01	3045	306	0	76	435	0	54	507	1024 hPa	24.20 °C	1940.00	st0.31	corr
N	10/01/2010	05:05	0	581	166	0.01	2657	305	0	65	440	0	6	508	1023 hPa	24.22 °C	1940.00	st0.31	corr
N	10/01/2010	05:20	0	265	185	0.01	2689	304	0	167	438	0	412	503	1023 hPa	24.28 °C	1940.00	st0.31	corr
N	10/01/2010	05:35	0	530	166	0.01	2650	304	0	2617	445	0	33	504	1022 hPa	24.35 °C	1940.00	st0.31	corr
N	10/01/2010	05:50	0	530	167	0.01	2738	305	0	256	445	0	89	504	1023 hPa	24.41 °C	1940.00	st0.31	corr
N	10/01/2010	06:05	0	547	167	0.01	2683	305	0	280	434	0	72	501	1022 hPa	24.39 °C	1940.00	st0.31	corr
N	10/01/2010	06:20	0	474	167	0	84	283	0	444	447	0	54	483	1022 hPa	24.34 °C	1940.00	st0.31	corr
N	10/01/2010	06:35	0	547	166	0.01	2369	305	0	386	448	0	178	503	1022 hPa	24.28 °C	1940.00	st0.31	corr
N	10/01/2010	06:50	0	164	185	0.01	2219	304	0	7	437	0	48	494	1022 hPa	24.30 °C	1940.00	st0.31	corr
N	10/01/2010	07:05	0	152	185	0.01	2407	304	0	219	445	0	98	502	1022 hPa	24.43 °C	1940.00	st0.31	corr
N	10/01/2010	07:20	0	460	166	0.01	2485	304	0	17	434	0	52	483	1022 hPa	24.45 °C	1940.00	st0.31	corr
N	10/01/2010	07:35	0	501	167	0.01	2402	305	0	229	447	0	24	501	1022 hPa	24.32 °C	1940.00	st0.31	corr
N	10/01/2010	07:50	0	482	167	0	17	289	0	6	439	0	52						

N	10/01/2010	21:05	0	223	179	0.02	4596	296	0	2225	444	0	357	498	1014 hPa	25.97 °C	1940.00 st0.32 corr
N	10/01/2010	21:20	0	273	183	0.02	4031	303	0	508	444	0	147	500	1014 hPa	25.85 °C	1940.00 st0.32 corr
N	10/01/2010	21:35	0	347	183	0.02	4284	302	0	405	442	0	252	494	1014 hPa	25.55 °C	1940.00 st0.31 corr
N	10/01/2010	21:50	0	192	183	0.02	3993	302	0	353	441	0	53	487	1014 hPa	25.65 °C	1940.00 st0.31 corr
N	10/01/2010	22:05	0	263	183	0.01	3779	302	0	574	441	0	308	495	1013 hPa	25.74 °C	1940.00 st0.32 corr
N	10/01/2010	22:20	0	206	183	0.01	3470	302	0	398	441	0	31	497	1014 hPa	25.74 °C	1940.00 st0.32 corr
N	10/01/2010	22:35	0	133	184	0.01	3851	303	0	449	443	0	73	483	1013 hPa	25.76 °C	1940.00 st0.32 corr
N	10/01/2010	22:50	0	162	183	0.01	3777	303	0	433	443	0	22	497	1014 hPa	25.81 °C	1940.00 st0.32 corr
N	10/01/2010	23:05	0	112	183	0.01	3520	302	0	431	442	0	129	478	1013 hPa	25.84 °C	1940.00 st0.32 corr
N	10/01/2010	23:20	0	236	182	0.01	3090	302	0	165	441	0	149	497	1013 hPa	25.84 °C	1940.00 st0.32 corr
N	10/01/2010	23:35	0	156	182	0.01	2889	301	0	207	441	0	185	497	1013 hPa	25.89 °C	1940.00 st0.32 corr
N	10/01/2010	23:50	0	251	183	0.01	3000	303	0	345	441	0	18	506	1012 hPa	25.87 °C	1940.00 st0.32 corr
N	11/01/2010	00:05	0	650	179	0.01	2963	303	0	342	442	0	127	476	1013 hPa	25.85 °C	1940.00 st0.32 corr
N	11/01/2010	00:20	0	205	183	0.01	2773	302	0	0	458	0	145	480	1013 hPa	25.84 °C	1940.00 st0.32 corr
N	11/01/2010	00:35	0	172	182	0.01	3258	301	0	265	441	0	71	497	1012 hPa	25.86 °C	1940.00 st0.32 corr
N	11/01/2010	00:50	0	271	183	0.01	2936	301	0	367	441	0	31	498	1013 hPa	25.90 °C	1940.00 st0.32 corr
N	11/01/2010	01:05	0	382	183	0.01	2763	302	0	656	440	0	529	494	1013 hPa	25.89 °C	1940.00 st0.32 corr
N	11/01/2010	01:20	0	226	183	0.01	2831	302	0	365	443	0	18	481	1012 hPa	25.86 °C	1940.00 st0.32 corr
N	11/01/2010	01:35	0	187	183	0.01	2890	303	0	361	442	0	303	498	1012 hPa	25.93 °C	1940.00 st0.32 corr
N	11/01/2010	01:50	0	107	182	0.01	3304	301	0	201	441	0	308	493	1011 hPa	26.03 °C	1940.00 st0.32 corr
N	11/01/2010	02:05	0	242	182	0.01	2908	301	0	240	440	0	54	492	1012 hPa	26.15 °C	1940.00 st0.32 corr
N	11/01/2010	02:20	0	279	181	0.01	2560	301	0	415	441	0	2	476	1011 hPa	26.31 °C	1940.00 st0.32 corr
N	11/01/2010	02:35	0	40	178	0.01	2605	301	0	175	440	0	18	499	1011 hPa	26.41 °C	1940.00 st0.32 corr
N	11/01/2010	02:50	0	59	183	0.01	2701	302	0	219	442	0	25	495	1011 hPa	26.44 °C	1940.00 st0.32 corr
N	11/01/2010	03:05	0	258	182	0.01	2317	302	0	2	433	0	94	494	1011 hPa	26.44 °C	1940.00 st0.32 corr
N	11/01/2010	03:20	0	274	182	0.01	2449	301	0	231	440	0	106	495	1011 hPa	26.44 °C	1940.00 st0.32 corr
N	11/01/2010	03:35	0	283	181	0.01	2439	300	0	425	439	0	22	483	1011 hPa	26.51 °C	1940.00 st0.32 corr
N	11/01/2010	03:50	0	331	182	0.01	2752	300	0	266	438	0	88	497	1011 hPa	26.58 °C	1940.00 st0.32 corr
N	11/01/2010	04:05	0	29	172	0.01	2601	302	0	0	456	0	16	497	1011 hPa	26.59 °C	1940.00 st0.32 corr
N	11/01/2010	04:20	0	153	182	0.01	2380	302	0	0	457	0	193	493	1010 hPa	26.55 °C	1940.00 st0.32 corr
N	11/01/2010	04:35	0	188	183	0.01	2601	301	0	227	440	0	184	496	1010 hPa	26.52 °C	1940.00 st0.32 corr
N	11/01/2010	04:50	0	74	182	0.01	2450	300	0	340	439	0	45	492	1010 hPa	26.48 °C	1940.00 st0.32 corr
N	11/01/2010	05:05	0	152	181	0.01	2289	299	0	239	438	0	56	496	1010 hPa	26.55 °C	1940.00 st0.32 corr
N	11/01/2010	05:20	0	136	182	0.01	2415	301	0	168	440	0	220	492	1010 hPa	26.63 °C	1940.00 st0.32 corr
N	11/01/2010	05:35	0	22	171	0.01	2216	302	0	131	441	0	42	500	1011 hPa	26.54 °C	1935.00 st0.32 corr
N	11/01/2010	05:50	0	160	183	0.01	2092	302	0	198	442	0	69	498	1010 hPa	25.64 °C	1940.00 st0.32 corr
N	11/01/2010	06:05	0	58	182	0.01	2061	301	0	225	442	0	1	477	1010 hPa	25.75 °C	1940.00 st0.32 corr
N	11/01/2010	06:20	0	461	182	0.01	2472	300	0	235	440	0	9	475	1010 hPa	26.03 °C	1940.00 st0.32 corr
N	11/01/2010	06:35	0	215	181	0.01	3419	300	0	224	439	0	207	492	1010 hPa	26.29 °C	1940.00 st0.32 corr
N	11/01/2010	06:50	0	727	182	0.02	4794	301	0	170	440	0	25	499	1009 hPa	26.59 °C	1940.00 st0.32 corr
N	11/01/2010	07:05	0	442	183	0.02	4777	302	0	7	434	0	4	484	1010 hPa	26.47 °C	1940.00 st0.32 corr
N	11/01/2010	07:20	0	412	183	0.02	5157	302	0	597	443	0	33	479	1010 hPa	25.71 °C	1940.00 st0.32 corr
N	11/01/2010	07:35	0	322	182	0.02	4769	301	0	593	439	0	18	498	1010 hPa	25.91 °C	1940.00 st0.32 corr
N	11/01/2010	07:50	0	274	181	0.02	4763	301	0	431	439	0	9	501	1010 hPa	26.22 °C	1940.00 st0.32 corr
N	11/01/2010	08:05	0	743	181	0.02	6316	301	0	606	439	0	301	493	1010 hPa	26.47 °C	1940.00 st0.32 corr
N	11/01/2010	08:20	0	492	182	0.03	6692	301	0	412	439	0	50	494	1010 hPa	26.59 °C	1940.00 st0.32 corr
N	11/01/2010	08:35	0	668	182	0.03	6612	301	0	391	440	0	313	495	1010 hPa	26.67 °C	1940.00 st0.32 corr
N	11/01/2010	08:50	0	497	183	0.03	7520	302	0	470	442	0	326	498	1010 hPa	26.67 °C	1940.00 st0.32 corr
N	11/01/2010	09:05	0	968	182	0.04	9348	301	0	454	441	0	25	477	1010 hPa	25.81 °C	1940.00 st0.32 corr
N	11/01/2010	09:20	0	671	181	0.03	9014	300	0	561	439	0	26	494	1010 hPa	26.05 °C	1940.00 st0.32 corr
N	11/01/2010	09:35	0	281	182	0.03	7901	300	0	806	439	0	9	495	1010 hPa	26.37 °C	1935.00 st0.32 corr
N	11/01/2010	09:50	0	275	182	0.02	5821	301	0	445	439	0	369	493	1010 hPa	26.48 °C	1940.00 st0.32 corr
N	11/01/2010	10:05	0	625	182	0.02	5293	301	0	544	440	0	234	495	1010 hPa	26.51 °C	1940.00 st0.32 corr
N	11/01/2010	10:20	0	488	183	0.02	5320	302	0	479	442	0	4	505	1010 hPa	26.59 °C	1940.00 st0.32 corr
N	11/01/2010	10:35	0	219	182	0.02	4829	301	0	312	440	0	110	494	1010 hPa	25.84 °C	1940.00 st0.32 corr
N	11/01/2010	10:50	0	336	181	0.02	4279	300	0	314	440	0	194	495	1010 hPa	26.22 °C	1940.00 st0.32 corr
N	11/01/2010	11:05	0	245	182	0.02	4359	301	0	305	442	0	250	505	1010 hPa	26.63 °C	1940.00 st0.32 corr
N	11/01/2010	11:20	0	482	182	0.02	4484	301	0	466	440	0	239	495	1010 hPa	26.40 °C	1940.00 st0.32 corr
N	11/01/2010	11:35	0	419	182	0.02	4573	301	0	471	441	0	76	478	1010 hPa	26.08 °C	1940.00 st0.32 corr
N	11/01/2010	11:50	0	429	182	0.02	5241	302	0	514	442	0	2	501	1010 hPa	26.42 °C	1940.00 st0.32 corr
N	11/01/2010	12:05	0	560	167	0	38	283	0	442	433	0	24	501	1010 hPa	26.08 °C	1940.00 st0.32 corr
N	11/01/2010	12:20	0	530	166	0	204	295	0	4	441	0	7	501	1010 hPa	25.87 °C	1940.00 st0.32 corr
N	11/01/2010	12:35	0	246	181	0.02	4899	302	0	367	443	0	18	500	1010 hPa	25.78 °C	1940.00 st0.32 corr
N	11/01/2010	12:50	0	912	181	0.02	5182	302	0	309	444	0	78	502	1009 hPa	25.88 °C	1940.00 st0.32 corr
N	11/01/2010	13:05	0	299	183	0.02	5614	304	0	504	443	0	13	490	1009 hPa	26.15 °C	1940.00 st0.32 corr
N	11/01/2010	13:20	0	329	181	0.02	5291	299	0	266	438	0	119	490	1009 hPa	26.39 °C	1940.00 st0.32 corr
N	11/01/2010	13:35	0	386	184	0.02	4649	303	0	789	440	0	1	499	1009 hPa	26.40 °C	1940.00 st0.32 corr
N	11/01/2010	13:50	0	192	181	0.02	4216	301	0	401	442	0	131	509	1009 hPa	26.32 °C	1940.00 st0.32 corr
N	11/01/2010	14:05	0	154	182	0.02	4359	300	0	448	441	0	4	509	1009 hPa	26.33 °C	1940.00 st0.32 corr
N	11/01/2010	14:20	0	493	184	0.02	4630	301	0	658	443	0	25	482	1010 hPa	26.33 °C	1935.00 st0.32 corr
N	11/01/2010	14:35	0	174	181	0.02	4830	300	0	406	440	0	77	508	1009 hPa	26.36 °C	1940.00 st0.32 corr
N	11/01/2010	14:50	0	428	182	0.02	5812	301	0	458	438	0	126	492	1008 hPa	26.42 °C	1940.00 st0.32 corr
N	11/01/2010	15:05	0	749	180	0.03	7055	299	0	446	437	0	558	493	1008 hPa	26.36 °C	1940.00 st0.32 corr
N	11/01/2010	15:20	0	507	183	0.03	7833	301	0	519	438	0	278	494	1008 hPa	26.78 °C	1940.00 st0.32 corr

N	12/01/2010	03:50	0	101	181	0.01	2190	300	0	342	439	0	44	487	997 hPa	25.71 °C	1925.00 st0.32 corr
N	12/01/2010	04:05	0	171	180	0.01	2396	298	0	298	437	0	20	497	994 hPa	25.76 °C	1940.00 st0.32 corr
N	12/01/2010	04:20	0	67	180	0.01	2192	299	0	193	436	0	176	493	994 hPa	25.82 °C	1935.00 st0.32 corr
N	12/01/2010	04:35	0	26	177	0.01	2084	300	0	387	437	0	69	490	993 hPa	25.85 °C	1940.00 st0.32 corr
N	12/01/2010	04:50	0	581	163	0.01	1921	300	0	400	439	0	394	494	995 hPa	25.80 °C	1925.00 st0.32 corr
N	12/01/2010	05:05	0	185	180	0.01	2187	300	0	192	437	0	13	477	996 hPa	25.85 °C	1925.00 st0.32 corr
N	12/01/2010	05:20	0	183	180	0.01	2196	298	0	253	436	0	20	476	993 hPa	26.01 °C	1930.00 st0.32 corr
N	12/01/2010	05:35	0	229	179	0.01	2049	298	0	536	435	0	38	499	994 hPa	26.18 °C	1920.00 st0.32 corr
N	12/01/2010	05:50	0	73	181	0.01	2250	298	0	153	435	0	343	507	993 hPa	26.57 °C	1920.00 st0.32 corr
N	12/01/2010	06:05	0	60	178	0.01	2356	299	0	204	435	0	69	509	992 hPa	26.39 °C	1925.00 st0.32 corr
N	12/01/2010	06:20	0	89	180	0.01	1927	299	0	306	436	0	69	480	991 hPa	26.31 °C	1925.00 st0.32 corr
N	12/01/2010	06:35	0	206	180	0.01	1797	299	0	181	436	0	31	506	993 hPa	26.21 °C	1920.00 st0.32 corr
N	12/01/2010	06:50	0	166	179	0.01	1854	298	0	231	435	0	16	509	991 hPa	26.23 °C	1925.00 st0.32 corr
N	12/01/2010	07:05	0	136	179	0.01	1984	297	0	248	434	0	456	507	991 hPa	26.26 °C	1925.00 st0.32 corr
N	12/01/2010	07:20	0	94	180	0.01	2151	298	0	0	452	0	85	490	992 hPa	26.22 °C	1920.00 st0.32 corr
N	12/01/2010	07:35	0	64	182	0.01	2365	300	0	165	438	0	202	509	991 hPa	26.06 °C	1920.00 st0.32 corr
N	12/01/2010	07:50	0	192	181	0.01	2026	299	0	0	453	0	120	492	991 hPa	25.81 °C	1920.00 st0.32 corr
N	12/01/2010	08:05	0	258	180	0.01	2361	300	0	84	439	0	60	495	991 hPa	25.58 °C	1920.00 st0.32 corr
N	12/01/2010	08:20	0	35	180	0.01	1931	298	0	84	436	0	106	489	988 hPa	25.37 °C	1930.00 st0.32 corr
N	12/01/2010	08:35	0	175	180	0.01	2349	298	0	443	435	0	136	485	989 hPa	25.17 °C	1930.00 st0.32 corr
N	12/01/2010	08:50	0	123	182	0.01	2571	300	0	0	453	0	340	496	990 hPa	24.90 °C	1920.00 st0.32 corr
N	12/01/2010	09:05	0	26	170	0.01	2338	300	0	0	455	0	37	498	990 hPa	24.60 °C	1920.00 st0.32 corr
N	12/01/2010	09:20	0	202	182	0.01	2369	301	0	335	441	0	17	501	988 hPa	24.30 °C	1925.00 st0.32 corr
N	12/01/2010	09:35	0	345	181	0.01	2345	299	0	340	440	0	114	488	986 hPa	24.01 °C	1930.00 st0.32 corr
N	12/01/2010	09:50	0	192	180	0.01	2204	299	0	116	438	0	45	486	986 hPa	23.91 °C	1935.00 st0.32 corr
N	12/01/2010	10:05	0	196	181	0.01	2242	299	0	256	437	0	95	480	988 hPa	23.86 °C	1920.00 st0.32 corr
N	12/01/2010	10:20	0	256	182	0.01	2396	300	0	419	439	0	144	493	989 hPa	23.82 °C	1920.00 st0.32 corr
N	12/01/2010	10:35	0	123	182	0.01	2391	301	0	265	441	0	82	493	987 hPa	23.78 °C	1920.00 st0.32 corr
N	12/01/2010	10:50	0	43	182	0.01	2545	301	0	200	441	0	47	493	988 hPa	23.77 °C	1920.00 st0.32 corr
N	12/01/2010	11:05	0	296	180	0.01	2350	300	0	127	440	0	292	496	988 hPa	23.75 °C	1925.00 st0.32 corr
N	12/01/2010	11:20	0	221	181	0.01	2555	299	0	460	437	0	17	489	989 hPa	23.74 °C	1920.00 st0.32 corr
N	12/01/2010	11:35	0	305	181	0.01	3464	299	0	349	437	0	172	477	986 hPa	23.73 °C	1935.00 st0.32 corr
N	12/01/2010	11:50	0	575	182	0.02	3915	300	0	358	439	0	6	482	987 hPa	23.82 °C	1925.00 st0.32 corr
N	12/01/2010	12:05	0	1269	181	0.03	7558	300	0	298	439	0	4	489	986 hPa	23.87 °C	1925.00 st0.32 corr
N	12/01/2010	12:20	0	991	181	0.03	8236	299	0	722	438	0	56	484	984 hPa	24.01 °C	1935.00 st0.32 corr
N	12/01/2010	12:35	0	641	180	0.03	6671	299	0	542	436	0	402	494	985 hPa	24.10 °C	1930.00 st0.32 corr
N	12/01/2010	12:50	0	291	181	0.02	4840	299	0	521	437	0	30	488	986 hPa	24.17 °C	1925.00 st0.32 corr
N	12/01/2010	13:05	0	261	182	0.02	3990	300	0	310	439	0	310	495	986 hPa	24.08 °C	1920.00 st0.32 corr
N	12/01/2010	13:20	0	270	182	0.02	4046	300	0	364	439	0	155	497	986 hPa	23.92 °C	1925.00 st0.32 corr
N	12/01/2010	13:34	0	439	181	0.02	4181	300	0	584	440	0	43	485	985 hPa	23.84 °C	1930.00 st0.32 corr
N	12/01/2010	13:49	0	321	181	0.02	4107	299	0	531	437	0	2	501	985 hPa	23.88 °C	1925.00 st0.32 corr
N	12/01/2010	14:04	0	229	180	0.02	4042	299	0	229	437	0	2	492	987 hPa	23.97 °C	1920.00 st0.32 corr
N	12/01/2010	14:19	0	439	181	0.02	3927	299	0	240	438	0	61	481	985 hPa	24.08 °C	1920.00 st0.32 corr
N	12/01/2010	14:34	0	219	181	0.02	4106	300	0	432	438	0	76	495	985 hPa	24.11 °C	1925.00 st0.32 corr
N	12/01/2010	14:49	0	583	181	0.02	4519	300	0	179	440	0	194	494	986 hPa	24.09 °C	1920.00 st0.32 corr
N	12/01/2010	15:04	0	386	181	0.02	3956	299	0	518	437	0	35	499	984 hPa	24.02 °C	1930.00 st0.32 corr
N	12/01/2010	15:19	0	145	180	0.01	3236	299	0	283	437	0	125	489	985 hPa	24.01 °C	1925.00 st0.32 corr
N	12/01/2010	15:34	0	382	180	0.01	3501	299	0	279	437	0	24	492	987 hPa	24.10 °C	1920.00 st0.32 corr
N	12/01/2010	15:49	0	197	181	0.01	3422	300	0	362	438	0	102	493	986 hPa	24.23 °C	1920.00 st0.32 corr
N	12/01/2010	16:04	0	249	181	0.01	3501	301	0	587	438	0	252	494	986 hPa	24.32 °C	1920.00 st0.32 corr
N	12/01/2010	16:19	0	112	181	0.01	3574	299	0	477	438	0	11	494	986 hPa	24.43 °C	1920.00 st0.32 corr
N	12/01/2010	16:34	0	529	180	0.02	3982	299	0	231	439	0	50	493	986 hPa	24.58 °C	1920.00 st0.32 corr
N	12/01/2010	16:49	0	636	180	0.02	4372	298	0	467	436	0	28	480	987 hPa	24.64 °C	1920.00 st0.32 corr
N	12/01/2010	17:04	0	726	181	0.02	5610	300	0	447	438	0	4	487	987 hPa	24.68 °C	1920.00 st0.32 corr
N	12/01/2010	17:19	0	267	181	0.02	5594	300	0	612	442	0	2	506	986 hPa	24.64 °C	1920.00 st0.32 corr
N	12/01/2010	17:34	0	354	181	0.02	5696	300	0	300	439	0	2	498	987 hPa	24.56 °C	1920.00 st0.32 corr
N	12/01/2010	17:49	0	448	180	0.02	6136	299	0	388	438	0	593	491	987 hPa	24.55 °C	1930.00 st0.32 corr
N	12/01/2010	18:04	0	237	180	0.02	5853	298	0	618	436	0	105	493	986 hPa	24.67 °C	1925.00 st0.32 corr
N	12/01/2010	18:19	0	284	181	0.02	5315	299	0	690	436	0	129	509	987 hPa	24.81 °C	1920.00 st0.32 corr
N	12/01/2010	18:34	0	391	181	0.02	5663	300	0	542	438	0	344	494	987 hPa	24.95 °C	1920.00 st0.32 corr
N	12/01/2010	18:49	0	227	181	0.02	4954	299	0	244	437	0	145	490	985 hPa	25.00 °C	1925.00 st0.32 corr
N	12/01/2010	19:04	0	356	180	0.02	4522	299	0	338	437	0	392	491	985 hPa	25.03 °C	1930.00 st0.32 corr
N	12/01/2010	19:19	0	404	179	0.02	4793	298	0	761	436	0	22	509	985 hPa	25.21 °C	1930.00 st0.32 corr
N	12/01/2010	19:34	0	608	180	0.02	5134	298	0	427	435	0	520	490	986 hPa	25.40 °C	1925.00 st0.32 corr
N	12/01/2010	19:49	0	314	180	0.02	6323	298	0	585	436	0	33	488	986 hPa	25.53 °C	1925.00 st0.32 corr
N	12/01/2010	20:04	0	325	181	0.02	5049	299	0	470	437	0	55	508	986 hPa	25.58 °C	1925.00 st0.32 corr
N	12/01/2010	20:19	0	233	181	0.02	4811	299	0	616	437	0	7	476	985 hPa	25.62 °C	1925.00 st0.32 corr
N	12/01/2010	20:34	0	29	175	0.02	3905	298	0	277	437	0	18	480	988 hPa	25.57 °C	1920.00 st0.32 corr
N	12/01/2010	20:49	0	212	180	0.02	4228	298	0	319	435	0	131	508	987 hPa	25.54 °C	1920.00 st0.32 corr
N	12/01/2010	21:04	0	523	180	0.02	4076	299	0	279	436	0	514	508	987 hPa	25.57 °C	1920.00 st0.32 corr
N	12/01/2010	21:19	0	661	181	0.02	4793	299	0	393	437	0	184	487	987 hPa	25.58 °C	1920.00 st0.32 corr
N	12/01/2010	21:34	0	271	180	0.02	4747	299	0	432	436	0	47	506	988 hPa	25.65 °C	1920.00 st0.32 corr
N	12/01/2010	21:49	0	466	179	0.02	4924	298	0	182	436	0	321	509	988 hPa	25.84 °C	1920.00 st0.32 corr
N	12/01/2010	22:04	0	244	179	0.02	4818	297	0	261	435	0	4	492	987 hPa	26.07 °C	1920.00 st0.32 corr
N	12/01/2010	22:19	0	496	179	0.02											

N	13/01/2010	10:34	0	885	176	0.03	8904	292	0.01	2980	439	0	662	492	991 hPa	26.04 °C	1935.00	st0.32	corr
N	13/01/2010	10:49	0	1169	175	0.04	10996	292	0.01	3591	438	0	836	493	991 hPa	25.27 °C	1930.00	st0.32	corr
N	13/01/2010	11:04	0.01	2443	178	0.06	14850	294	0.01	4501	440	0	1046	495	990 hPa	25.73 °C	1935.00	st0.32	corr
N	13/01/2010	11:19	0.01	2099	175	0.07	18050	291	0.01	4997	437	0	1010	491	990 hPa	25.22 °C	1940.00	st0.32	corr
N	13/01/2010	11:34	0.01	2287	175	0.08	21434	293	0.01	6501	441	0.01	1210	495	990 hPa	25.70 °C	1940.00	st0.32	corr
N	13/01/2010	11:49	0.01	2049	175	0.08	19807	291	0.01	6035	438	0	960	493	990 hPa	25.60 °C	1940.00	st0.32	corr
N	13/01/2010	12:04	0.01	2222	176	0.08	21176	292	0.01	6588	438	0.01	1542	491	990 hPa	25.38 °C	1940.00	st0.32	corr
N	13/01/2010	12:19	0.01	1906	176	0.07	19137	292	0.01	5969	439	0	874	493	990 hPa	25.37 °C	1940.00	st0.32	corr
N	13/01/2010	12:34	0.01	2011	177	0.06	19891	293	0.01	5501	439	0	1057	493	990 hPa	25.25 °C	1940.00	st0.32	corr
N	13/01/2010	12:49	0.01	1896	178	0.07	18318	293	0.01	5186	440	0.01	1184	494	990 hPa	25.27 °C	1940.00	st0.32	corr
N	13/01/2010	13:04	0.01	1782	178	0.07	17832	294	0.01	5509	439	0.01	1111	493	991 hPa	25.29 °C	1935.00	st0.32	corr
N	13/01/2010	13:19	0.01	2077	176	0.08	20381	293	0.01	5923	439	0	1015	493	990 hPa	25.39 °C	1940.00	st0.32	corr
N	13/01/2010	13:34	0.01	1890	175	0.07	17811	291	0.01	5726	439	0	913	494	990 hPa	25.55 °C	1940.00	st0.32	corr
N	13/01/2010	13:49	0	940	175	0.06	16665	291	0.01	5204	437	0	869	491	990 hPa	25.74 °C	1940.00	st0.32	corr
N	13/01/2010	14:04	0	1258	175	0.05	13134	292	0.01	4864	438	0	796	492	991 hPa	25.64 °C	1935.00	st0.32	corr
N	13/01/2010	14:19	0	1321	175	0.07	17057	291	0.01	5322	438	0	962	492	990 hPa	25.53 °C	1940.00	st0.32	corr
N	13/01/2010	14:34	0.01	2799	177	0.1	25682	293	0.01	6081	438	0.01	1335	491	990 hPa	25.59 °C	1940.00	st0.32	corr
N	13/01/2010	14:49	0.01	2597	176	0.12	30320	292	0.02	8048	436	0.01	1545	490	990 hPa	25.66 °C	1935.00	st0.32	corr
N	13/01/2010	15:04	0.01	2616	178	0.11	29113	295	0.02	9074	440	0.01	1871	493	991 hPa	25.91 °C	1930.00	st0.32	corr
N	13/01/2010	15:19	0.01	2747	176	0.11	29488	292	0.02	8155	438	0.01	1303	491	991 hPa	25.93 °C	1935.00	st0.32	corr
N	13/01/2010	15:34	0.01	1871	175	0.13	34227	291	0.02	8727	437	0.01	1411	491	992 hPa	25.62 °C	1930.00	st0.32	corr
N	13/01/2010	15:49	0	1470	178	0.1	26770	294	0.02	9527	440	0.01	1962	494	990 hPa	25.65 °C	1940.00	st0.32	corr
N	13/01/2010	16:04	0.01	3600	175	0.12	30956	290	0.02	10300	436	0.01	1587	489	991 hPa	25.42 °C	1940.00	st0.32	corr
N	13/01/2010	16:19	0.02	793	177	0.21	5319	292	0.05	15045	441	0.01	2029	495	993 hPa	25.90 °C	1940.00	st0.32	corr
N	13/01/2010	16:34	0.02	5773	176	0.22	57665	292	0.04	16944	438	0.01	2860	491	992 hPa	25.89 °C	1935.00	st0.32	corr
N	13/01/2010	16:50	0.02	4846	176	0.21	54210	292	0.04	16323	439	0.01	2252	492	993 hPa	25.61 °C	1925.00	st0.32	corr
N	13/01/2010	17:05	0.01	4301	178	0.2	52264	293	0.03	15785	440	0.01	2218	494	991 hPa	26.05 °C	1935.00	st0.32	corr
N	13/01/2010	17:20	0.02	6851	175	0.23	59285	291	0.03	14507	438	0.01	2174	492	991 hPa	25.29 °C	1940.00	st0.32	corr
N	13/01/2010	17:35	0.01	3546	175	0.19	49123	291	0.03	14546	437	0.01	2435	491	991 hPa	25.37 °C	1940.00	st0.32	corr
N	13/01/2010	17:50	0.01	3803	176	0.19	48664	292	0.03	15208	437	0.01	2325	491	991 hPa	25.57 °C	1940.00	st0.32	corr
N	13/01/2010	18:05	0.02	5778	176	0.24	62807	293	0.04	18545	439	0.01	2402	493	992 hPa	25.78 °C	1935.00	st0.32	corr
N	13/01/2010	18:20	0.02	6097	176	0.27	70780	292	0.05	21820	439	0.02	4011	493	991 hPa	25.88 °C	1935.00	st0.32	corr
N	13/01/2010	18:35	0.01	2937	175	0.19	50706	292	0.04	19293	438	0.01	3060	492	991 hPa	25.94 °C	1940.00	st0.32	corr
N	13/01/2010	18:50	0.01	2556	175	0.17	44445	291	0.04	16710	437	0.01	2462	490	992 hPa	26.06 °C	1935.00	st0.32	corr
N	13/01/2010	19:05	0.01	2259	176	0.15	38034	292	0.03	14561	438	0.01	1907	492	993 hPa	26.09 °C	1930.00	st0.32	corr
N	13/01/2010	19:20	0	1005	176	0.12	31571	293	0.03	12079	439	0.01	2586	493	992 hPa	26.01 °C	1930.00	st0.32	corr
N	13/01/2010	19:35	0	1316	176	0.1	25435	292	0.02	9097	438	0.01	1842	492	993 hPa	25.85 °C	1930.00	st0.32	corr
N	13/01/2010	19:50	0	1090	175	0.08	21876	292	0.02	8284	438	0.01	1264	492	992 hPa	25.72 °C	1935.00	st0.32	corr
N	13/01/2010	20:05	0.01	1642	176	0.08	20839	292	0.02	7905	437	0.01	1587	490	992 hPa	25.73 °C	1940.00	st0.32	corr
N	13/01/2010	20:20	0.01	1705	176	0.08	20972	293	0.02	7801	438	0.01	1149	491	992 hPa	25.77 °C	1940.00	st0.32	corr
N	13/01/2010	20:35	0.01	1681	176	0.09	22425	293	0.02	7540	440	0.01	1652	494	992 hPa	25.60 °C	1940.00	st0.32	corr
N	13/01/2010	20:50	0	1410	176	0.08	20790	292	0.02	7076	439	0.01	1171	493	992 hPa	25.76 °C	1935.00	st0.32	corr
N	13/01/2010	21:05	0.01	1750	175	0.08	20890	292	0.01	6473	438	0.01	2058	492	992 hPa	25.70 °C	1940.00	st0.32	corr
N	13/01/2010	21:20	0	1342	176	0.08	19649	292	0.02	6987	437	0.01	1300	491	992 hPa	25.74 °C	1940.00	st0.32	corr
N	13/01/2010	21:35	0	932	177	0.07	19329	293	0.01	6573	438	0.01	1157	492	992 hPa	25.63 °C	1940.00	st0.32	corr
N	13/01/2010	21:50	0	1204	177	0.07	17614	293	0.01	6030	440	0	1087	494	992 hPa	25.48 °C	1940.00	st0.32	corr
N	13/01/2010	22:05	0	1195	176	0.07	17554	293	0.01	5998	440	0.01	1294	494	992 hPa	25.34 °C	1940.00	st0.32	corr
N	13/01/2010	22:20	0	961	176	0.06	14700	292	0.01	5154	438	0	792	492	992 hPa	25.14 °C	1935.00	st0.32	corr
N	13/01/2010	22:35	0	946	176	0.05	13462	292	0.01	4429	438	0	851	492	992 hPa	25.01 °C	1940.00	st0.32	corr
N	13/01/2010	22:50	0	717	177	0.05	12445	293	0.01	4751	438	0	801	493	992 hPa	24.99 °C	1935.00	st0.32	corr
N	13/01/2010	23:05	0	1029	177	0.05	12254	294	0.01	4345	441	0	843	495	992 hPa	24.99 °C	1940.00	st0.32	corr
N	13/01/2010	23:20	0	609	177	0.05	11890	294	0.01	3861	441	0	571	496	992 hPa	25.00 °C	1935.00	st0.32	corr
N	13/01/2010	23:35	0	1003	176	0.05	13271	292	0.01	4519	439	0	625	493	992 hPa	24.99 °C	1940.00	st0.32	corr
N	13/01/2010	23:50	0	734	175	0.05	13268	292	0.01	4548	438	0	698	492	994 hPa	25.06 °C	1930.00	st0.32	corr
N	14/01/2010	00:05	0	652	176	0.05	12296	292	0.01	4273	438	0	820	491	992 hPa	25.16 °C	1940.00	st0.32	corr
N	14/01/2010	00:20	0	779	177	0.04	10769	293	0.01	3893	439	0	629	493	992 hPa	25.15 °C	1935.00	st0.32	corr
N	14/01/2010	00:35	0	819	177	0.04	11085	293	0.01	3667	440	0	828	494	992 hPa	25.12 °C	1940.00	st0.32	corr
N	14/01/2010	00:50	0	493	176	0.04	10780	293	0.01	3632	440	0	742	496	992 hPa	25.18 °C	1940.00	st0.32	corr
N	14/01/2010	01:04	0	561	176	0.05	11833	292	0.01	3650	439	0	646	493	993 hPa	25.17 °C	1935.00	st0.32	corr
N	14/01/2010	01:19	0	607	176	0.04	10258	292	0.01	3493	439	0	336	492	992 hPa	25.12 °C	1940.00	st0.32	corr
N	14/01/2010	01:34	0	941	177	0.04	10265	294	0.01	2916	440	0	677	494	992 hPa	25.03 °C	1940.00	st0.32	corr
N	14/01/2010	01:49	0	445	177	0.03	8631	294	0.01	3224	441	0	573	495	992 hPa	24.84 °C	1940.00	st0.32	corr
N	14/01/2010	02:04	0	768	177	0.03	8599	294	0.01	2567	441	0	752	496	992 hPa	24.73 °C	1940.00	st0.32	corr
N	14/01/2010	02:19	0	1022	176	0.04	9515	293	0.01	2994	440	0	238	495	992 hPa	24.67 °C	1940.00	st0.32	corr
N	14/01/2010	02:34	0	731	176	0.03	8428	293	0.01	3197	439	0	492	493	992 hPa	24.63 °C	1940.00	st0.32	corr
N	14/01/2010	02:49	0	525	177	0.03	7881	293	0.01	2748	439	0	789	493	993 hPa	24.56 °C	1935.00	st0.32	corr
N	14/01/2010	03:04	0	566															

N	14/01/2010	17:19	0	884	176	0.05	11720	293	0.01	5283	440	0.01	1209	495	998	hPa	26.20	°C	1940.00	st0.32	corr
N	14/01/2010	17:34	0	1058	176	0.05	13243	292	0.01	5163	439	0	801	494	998	hPa	26.19	°C	1940.00	st0.32	corr
N	14/01/2010	17:49	0	946	176	0.05	13657	292	0.01	5197	438	0	993	492	998	hPa	26.19	°C	1940.00	st0.32	corr
N	14/01/2010	18:04	0	742	177	0.05	12920	293	0.01	4712	439	0	1045	493	998	hPa	26.16	°C	1940.00	st0.32	corr
N	14/01/2010	18:19	0	674	177	0.04	10899	293	0.01	4152	440	0	633	496	997	hPa	26.10	°C	1940.00	st0.32	corr
N	14/01/2010	18:34	0	461	180	0.04	9246	296	0.01	4086	443	0	668	497	997	hPa	26.14	°C	1940.00	st0.32	corr
N	14/01/2010	18:49	0	633	176	0.03	7526	292	0.01	3377	439	0	493	493	998	hPa	25.33	°C	1940.00	st0.32	corr
N	14/01/2010	19:04	0	571	176	0.02	7184	292	0.01	3216	439	0	532	492	997	hPa	25.49	°C	1940.00	st0.32	corr
N	14/01/2010	19:19	0	429	176	0.02	6061	293	0.01	3066	438	0	245	492	997	hPa	25.71	°C	1940.00	st0.32	corr
N	14/01/2010	19:34	0	174	177	0.02	6241	293	0.01	2801	440	0	794	494	998	hPa	25.87	°C	1935.00	st0.32	corr
N	14/01/2010	19:49	0	218	176	0.02	5792	293	0.01	2781	440	0	332	495	997	hPa	26.05	°C	1940.00	st0.32	corr
N	14/01/2010	20:04	0	448	180	0.02	5735	296	0.01	2697	442	0	433	496	997	hPa	26.22	°C	1940.00	st0.32	corr
N	14/01/2010	20:19	0	384	175	0.02	4774	292	0	1859	438	0	446	493	997	hPa	25.35	°C	1940.00	st0.32	corr
N	14/01/2010	20:34	0	367	176	0.02	4298	292	0.01	2388	438	0	270	491	998	hPa	25.38	°C	1935.00	st0.32	corr
N	14/01/2010	20:49	0	273	176	0.02	4531	293	0.01	2370	439	0	458	494	997	hPa	25.73	°C	1940.00	st0.32	corr
N	14/01/2010	21:04	0	335	177	0.02	4349	293	0	2261	439	0	421	493	997	hPa	25.85	°C	1940.00	st0.32	corr
N	14/01/2010	21:19	0	569	176	0.02	4105	293	0	1966	440	0	268	495	998	hPa	25.23	°C	1935.00	st0.32	corr
N	14/01/2010	21:34	0	496	179	0.02	4133	295	0	2065	441	0	372	497	996	hPa	25.68	°C	1940.00	st0.32	corr
N	14/01/2010	21:49	0	432	175	0.01	3350	291	0	1858	437	0	72	490	996	hPa	25.18	°C	1940.00	st0.32	corr
N	14/01/2010	22:04	0	312	176	0.01	3208	292	0	1062	437	0	300	492	995	hPa	25.40	°C	1940.00	st0.32	corr
N	14/01/2010	22:19	0	310	176	0.01	2870	292	0	1850	438	0	7	476	996	hPa	25.85	°C	1935.00	st0.32	corr
N	14/01/2010	22:34	0	365	176	0.01	2383	293	0	878	438	0	323	493	996	hPa	25.93	°C	1940.00	st0.32	corr
N	14/01/2010	22:49	0	255	176	0.01	2326	292	0	1702	439	0	123	493	996	hPa	25.40	°C	1940.00	st0.32	corr
N	14/01/2010	23:04	0	110	179	0.01	2305	294	0	1871	441	0	91	495	996	hPa	25.89	°C	1940.00	st0.32	corr
N	14/01/2010	23:19	0	9	170	0.01	2073	291	0	1074	437	0	137	492	995	hPa	25.31	°C	1940.00	st0.32	corr
N	14/01/2010	23:34	0	172	176	0.01	2092	292	0	1587	442	0	183	497	995	hPa	25.67	°C	1940.00	st0.32	corr
N	14/01/2010	23:49	0	75	176	0.01	1916	292	0	1205	438	0	28	481	995	hPa	25.63	°C	1940.00	st0.32	corr
N	15/01/2010	00:04	0	125	178	0.01	1456	293	0	1892	441	0	228	477	995	hPa	25.29	°C	1940.00	st0.32	corr
N	15/01/2010	00:19	0	12	166	0	1213	293	0	1502	440	0	50	494	995	hPa	25.44	°C	1940.00	st0.32	corr
N	15/01/2010	00:34	0	28	176	0.01	1410	292	0	1128	439	0	364	493	995	hPa	25.56	°C	1935.00	st0.32	corr
N	15/01/2010	00:49	0	83	175	0	1262	292	0	1404	438	0	200	504	994	hPa	25.63	°C	1940.00	st0.32	corr
N	15/01/2010	01:04	0	26	169	0	1198	292	0	1405	439	0	126	475	994	hPa	25.66	°C	1935.00	st0.32	corr
N	15/01/2010	01:19	0	104	176	0.01	1458	293	0	1382	440	0	227	493	994	hPa	25.64	°C	1940.00	st0.32	corr
N	15/01/2010	01:34	0	1	183	0	1224	293	0	1383	440	0	87	495	994	hPa	25.68	°C	1940.00	st0.32	corr
N	15/01/2010	01:49	0	4	181	0	1133	292	0	1534	438	0	203	493	993	hPa	25.78	°C	1940.00	st0.32	corr
N	15/01/2010	02:04	0	147	175	0	1298	291	0	1097	437	0	63	476	994	hPa	25.87	°C	1940.00	st0.32	corr
N	15/01/2010	02:19	0	120	176	0	1095	292	0	1332	437	0	35	487	993	hPa	25.92	°C	1940.00	st0.32	corr
N	15/01/2010	02:34	0	89	175	0	1034	292	0	1031	438	0	35	497	993	hPa	25.92	°C	1940.00	st0.32	corr
N	15/01/2010	02:49	0	11	173	0	1078	293	0	1259	440	0	127	493	993	hPa	25.92	°C	1940.00	st0.32	corr
N	15/01/2010	03:04	0	1489	190	0	1122	292	0	1492	438	0	4	496	993	hPa	25.20	°C	1940.00	st0.32	corr
N	15/01/2010	03:19	0	200	178	0	1262	294	0	1503	440	0	335	496	993	hPa	25.75	°C	1940.00	st0.32	corr
N	15/01/2010	03:34	0.01	2093	175	0.01	1828	291	0	1052	437	0.02	5282	493	993	hPa	25.28	°C	1940.00	st0.32	corr
N	15/01/2010	03:49	0	145	175	0	1036	292	0	1256	441	0	24	484	993	hPa	25.62	°C	1940.00	st0.32	corr
N	15/01/2010	04:04	0	157	176	0	1106	292	0	1231	437	0	20	502	993	hPa	25.62	°C	1940.00	st0.32	corr
N	15/01/2010	04:19	0	128	176	0	1008	292	0	1200	438	0	92	492	994	hPa	25.46	°C	1935.00	st0.32	corr
N	15/01/2010	04:34	0	99	177	0	1076	292	0	1288	439	0	395	492	994	hPa	25.94	°C	1935.00	st0.32	corr
N	15/01/2010	04:49	0	11	168	0	991	295	0	885	441	0	108	503	994	hPa	25.46	°C	1940.00	st0.32	corr
N	15/01/2010	05:04	0	121	175	0	1214	291	0	1005	437	0	44	480	994	hPa	25.11	°C	1940.00	st0.32	corr
N	15/01/2010	05:19	0	168	176	0	1150	294	0	1220	441	0	7	485	996	hPa	25.67	°C	1930.00	st0.32	corr
N	15/01/2010	05:34	0	10	172	0	1128	292	0	1239	438	0	13	485	995	hPa	25.67	°C	1940.00	st0.32	corr
N	15/01/2010	05:49	0	52	176	0.01	1408	292	0	1185	438	0	180	492	995	hPa	25.70	°C	1935.00	st0.32	corr
N	15/01/2010	06:04	0	108	178	0	1061	293	0	1375	439	0	262	494	995	hPa	25.48	°C	1940.00	st0.32	corr
N	15/01/2010	06:19	0	45	174	0.01	1566	294	0	1225	440	0	91	493	995	hPa	25.29	°C	1940.00	st0.32	corr
N	15/01/2010	06:34	0	148	161	0.01	1425	295	0	1407	441	0	88	475	995	hPa	25.12	°C	1940.00	st0.32	corr
N	15/01/2010	06:49	0	326	175	0.01	1795	293	0	1163	442	0	170	498	996	hPa	25.05	°C	1940.00	st0.32	corr
N	15/01/2010	07:04	0	191	176	0.01	2523	292	0	1503	439	0	45	509	995	hPa	25.10	°C	1940.00	st0.32	corr
N	15/01/2010	07:19	0	272	176	0.01	2974	292	0	1315	438	0	220	492	995	hPa	25.76	°C	1940.00	st0.32	corr
N	15/01/2010	07:34	0	365	176	0.01	3012	293	0	1648	439	0	227	493	995	hPa	25.15	°C	1940.00	st0.32	corr
N	15/01/2010	07:49	0	165	177	0.01	2984	293	0	1723	441	0	13	488	995	hPa	25.15	°C	1940.00	st0.32	corr
N	15/01/2010	08:04	0	30	169	0.01	2665	295	0	1513	441	0	168	496	996	hPa	25.09	°C	1935.00	st0.32	corr
N	15/01/2010	08:19	0	200	176	0.01	2191	294	0	1561	442	0	189	496	996	hPa	24.96	°C	1940.00	st0.32	corr
N	15/01/2010	08:34	0	393	175	0.01	2519	293	0	1500	442	0	97	480	996	hPa	24.98	°C	1940.00	st0.32	corr
N	15/01/2010	08:49	0	225	176	0.01	2793	291	0	1573	440	0	170	497	996	hPa	25.02	°C	1940.00	st0.32	corr
N	15/01/2010	09:04	0	44	172	0.01	2769	292	0	1128	437	0	43	491	997	hPa	25.07	°C	1935.00	st0.32	corr
N	15/01/2010	09:19	0	348	177	0.01	3313	293	0	911	439	0	74	492	996	hPa	25.09	°C	1940.00	st0.32	corr
N	15/01/2010	09:34	0	315	177	0.02	4262	293	0	1854	440	0	185	495	996	hPa	25.09	°C	1940.00	st0.	

N	16/01/2010	00:04	0	171	175	0	1044	290	0	1074	435	0	82	491	985 hPa	25.59 °C	1935.00 st0.32 corr
N	16/01/2010	00:19	0	16	171	0	1111	291	0	1120	437	0	115	492	985 hPa	25.47 °C	1935.00 st0.32 corr
N	16/01/2010	00:34	0	4	168	0.01	1417	291	0	951	437	0	119	491	985 hPa	25.36 °C	1930.00 st0.33 corr
N	16/01/2010	00:49	0	193	178	0	1002	293	0	1154	439	0	37	492	985 hPa	25.24 °C	1930.00 st0.33 corr
N	16/01/2010	01:04	0	46	179	0	1069	294	0	1267	439	0	54	475	986 hPa	25.08 °C	1925.00 st0.33 corr
N	16/01/2010	01:19	0	61	168	0	923	292	0	1242	439	0	159	496	986 hPa	25.00 °C	1925.00 st0.33 corr
N	16/01/2010	01:34	0	8	174	0	941	290	0	990	437	0	17	476	985 hPa	25.06 °C	1930.00 st0.33 corr
N	16/01/2010	01:49	0	95	175	0	1213	291	0	969	435	0	9	470	986 hPa	25.14 °C	1925.00 st0.33 corr
N	16/01/2010	02:04	0	1954	189	0	912	291	0	1075	436	0	190	490	985 hPa	25.15 °C	1930.00 st0.33 corr
N	16/01/2010	02:19	0	154	179	0	864	291	0	884	437	0	156	491	985 hPa	25.18 °C	1930.00 st0.33 corr
N	16/01/2010	02:34	0	22	176	0	881	293	0	991	438	0	58	505	985 hPa	25.21 °C	1930.00 st0.33 corr
N	16/01/2010	02:49	0	226	176	0	963	294	0	959	440	0	217	507	986 hPa	25.06 °C	1930.00 st0.32 corr
N	16/01/2010	03:04	0	202	174	0	1204	290	0	1003	435	0	4	490	987 hPa	25.00 °C	1925.00 st0.33 corr
N	16/01/2010	03:19	0	384	175	0	1221	291	0	969	440	0	196	479	987 hPa	25.49 °C	1925.00 st0.33 corr
N	16/01/2010	03:34	0	447	175	0.01	1400	291	0	1072	436	0	50	496	985 hPa	25.62 °C	1940.00 st0.32 corr
N	16/01/2010	03:49	0	329	176	0.01	1303	293	0	1114	439	0	224	492	987 hPa	25.46 °C	1925.00 st0.33 corr
N	16/01/2010	04:04	0	183	175	0.01	1493	291	0	1526	438	0	504	476	987 hPa	25.14 °C	1930.00 st0.32 corr
N	16/01/2010	04:19	0	314	178	0.01	1644	293	0	1483	438	0	1	499	989 hPa	25.73 °C	1920.00 st0.33 corr
N	16/01/2010	04:34	0	357	174	0.01	1365	290	0	1283	435	0	26	490	986 hPa	25.35 °C	1940.00 st0.32 corr
N	16/01/2010	04:49	0.01	2288	175	0.01	1470	292	0	1114	440	0	7	480	989 hPa	25.81 °C	1925.00 st0.33 corr
N	16/01/2010	05:04	0	376	175	0.01	1302	292	0	1294	437	0	17	490	988 hPa	25.78 °C	1930.00 st0.33 corr
N	16/01/2010	05:19	0	229	175	0.01	1414	292	0	1194	437	0	24	495	989 hPa	25.62 °C	1920.00 st0.33 corr
N	16/01/2010	05:34	0	293	176	0.01	1335	292	0	1365	438	0	121	494	989 hPa	26.05 °C	1925.00 st0.33 corr
N	16/01/2010	05:49	0	5	171	0	138	294	0	1105	441	0	153	495	987 hPa	25.46 °C	1940.00 st0.32 corr
N	16/01/2010	06:04	0	183	175	0	816	290	0	1050	436	0	85	489	987 hPa	25.19 °C	1940.00 st0.32 corr
N	16/01/2010	06:19	0	75	175	0	919	291	0	889	440	0	11	497	989 hPa	25.48 °C	1930.00 st0.32 corr
N	16/01/2010	06:34	0	213	176	0	1067	292	0	1119	437	0	111	490	988 hPa	25.60 °C	1935.00 st0.32 corr
N	16/01/2010	06:49	0	197	175	0	1263	292	0	1148	438	0	175	493	989 hPa	25.47 °C	1930.00 st0.32 corr
N	16/01/2010	07:04	0	163	176	0	1215	292	0	1002	438	0	108	491	989 hPa	25.99 °C	1935.00 st0.32 corr
N	16/01/2010	07:19	0	236	175	0	1045	291	0	1323	437	0	33	495	989 hPa	25.42 °C	1935.00 st0.32 corr
N	16/01/2010	07:34	0.01	1757	190	0	1178	294	0	1041	441	0	65	477	991 hPa	25.84 °C	1920.00 st0.33 corr
N	16/01/2010	07:49	0	330	175	0	1143	291	0	1300	436	0	33	498	989 hPa	25.51 °C	1935.00 st0.32 corr
N	16/01/2010	08:04	0	199	176	0.01	1877	292	0	1961	438	0	13	480	992 hPa	25.47 °C	1920.00 st0.33 corr
N	16/01/2010	08:19	0	166	176	0.01	2794	292	0	1533	438	0	18	476	990 hPa	25.85 °C	1930.00 st0.32 corr
N	16/01/2010	08:34	0	343	176	0.01	2831	293	0	1942	439	0	303	476	989 hPa	26.13 °C	1940.00 st0.32 corr
N	16/01/2010	08:49	0	448	175	0.02	4302	291	0	1876	437	0	155	490	990 hPa	25.36 °C	1935.00 st0.32 corr
N	16/01/2010	09:04	0	49	171	0.01	3434	294	0	2250	441	0	228	495	993 hPa	25.69 °C	1920.00 st0.32 corr
N	16/01/2010	09:19	0	213	176	0.01	2896	291	0	1933	436	0	191	491	990 hPa	25.45 °C	1940.00 st0.32 corr
N	16/01/2010	09:34	0	528	176	0.01	3269	292	0	1524	439	0	28	480	992 hPa	25.56 °C	1925.00 st0.32 corr
N	16/01/2010	09:49	0	330	176	0.01	3698	292	0	1871	439	0	206	493	990 hPa	25.88 °C	1940.00 st0.32 corr
N	16/01/2010	10:04	0	636	178	0.02	4344	293	0	1699	440	0	28	499	991 hPa	25.52 °C	1935.00 st0.32 corr
N	16/01/2010	10:19	0	486	179	0.02	4908	295	0	1791	440	0	170	494	991 hPa	25.19 °C	1940.00 st0.32 corr
N	16/01/2010	10:34	0	1010	177	0.02	5998	295	0	1844	441	0	377	496	992 hPa	25.07 °C	1935.00 st0.32 corr
N	16/01/2010	10:49	0.01	2452	175	0.03	8449	292	0.01	4109	441	0	393	495	992 hPa	25.08 °C	1935.00 st0.32 corr
N	16/01/2010	11:04	0.01	2140	176	0.03	7901	292	0.01	4149	440	0	709	495	992 hPa	25.19 °C	1940.00 st0.32 corr
N	16/01/2010	11:19	0.01	2465	176	0.03	6795	292	0.01	4027	438	0	818	494	993 hPa	25.23 °C	1930.00 st0.32 corr
N	16/01/2010	11:34	0.01	1874	176	0.02	5747	292	0.01	3481	438	0	535	492	992 hPa	25.34 °C	1940.00 st0.32 corr
N	16/01/2010	11:49	0	689	175	0.02	4208	292	0.01	3191	438	0	324	492	993 hPa	25.40 °C	1935.00 st0.32 corr
N	16/01/2010	12:04	0	265	176	0.01	3258	292	0.01	3234	437	0	353	492	992 hPa	25.49 °C	1940.00 st0.32 corr
N	16/01/2010	12:19	0	454	177	0.02	3956	293	0	2074	438	0	265	493	992 hPa	25.60 °C	1935.00 st0.32 corr
N	16/01/2010	12:34	0	1244	176	0.02	5072	293	0.01	2415	442	0	690	497	994 hPa	25.66 °C	1935.00 st0.32 corr
N	16/01/2010	12:49	0	678	176	0.01	3820	291	0.01	2443	440	0	289	496	992 hPa	25.71 °C	1940.00 st0.32 corr
N	16/01/2010	13:04	0	615	175	0.01	3030	291	0.01	2360	441	0	218	497	992 hPa	25.55 °C	1935.00 st0.32 corr
N	16/01/2010	13:19	0	1237	177	0.01	3600	292	0.01	2414	437	0	608	491	993 hPa	25.79 °C	1935.00 st0.32 corr
N	16/01/2010	13:34	0	892	177	0.02	4047	294	0	1921	438	0	452	492	992 hPa	25.66 °C	1940.00 st0.32 corr
N	16/01/2010	13:49	0	174	175	0.01	2551	293	0	1993	439	0	696	494	993 hPa	25.64 °C	1935.00 st0.32 corr
N	16/01/2010	14:04	0	192	175	0.01	2217	292	0	1676	440	0	391	495	995 hPa	25.68 °C	1935.00 st0.32 corr
N	16/01/2010	14:19	0	167	175	0.01	2041	291	0	1099	439	0	256	494	994 hPa	25.67 °C	1935.00 st0.32 corr
N	16/01/2010	14:34	0	365	175	0.01	2258	291	0	1655	436	0	322	491	994 hPa	25.71 °C	1930.00 st0.32 corr
N	16/01/2010	14:49	0	1248	178	0.02	4693	294	0	1690	439	0	310	493	994 hPa	25.86 °C	1930.00 st0.32 corr
N	16/01/2010	15:04	0	1263	178	0.02	5548	293	0.01	2463	438	0	254	492	993 hPa	25.71 °C	1940.00 st0.32 corr
N	16/01/2010	15:19	0	1133	176	0.03	6829	292	0.01	3062	437	0	615	490	994 hPa	25.83 °C	1935.00 st0.32 corr
N	16/01/2010	15:34	0	772	176	0.02	5598	292	0.01	3198	441	0	547	496	994 hPa	26.20 °C	1940.00 st0.32 corr
N	16/01/2010	15:49	0	468	178	0.01	3417	295	0.01	2289	442	0	410	496	994 hPa	26.29 °C	1940.00 st0.32 corr
N	16/01/2010	16:04	0	233	175	0.01	2769	291	0	1750	438	0	224	493	994 hPa	25.60 °C	1940.00 st0.32 corr
N	16/01/2010	16:19	0	105	178	0.01	2883	295	0	1704	441	0	103	496	994 hPa	25.97 °C	1940.00 st0.32 corr
N	16/01/2010	16:34	0	281	176	0.01	2571	292	0	1042	438	0	194	492	995 hPa	25.55 °C	1935.00 st0.32 corr
N	16/01/2010	16:49	0	449	177	0.01	2850	293	0	1266	439	0	413	494	995 hPa	25.51 °C	1940.00 st0.32 corr
N	16/01/2010	17:04	0	357	177	0.01	2709	293	0	1829	440	0	138	477	995 hPa	25.75 °C	1940.00 st0.32 corr
N	16/01/2010	17:19	0	454	176	0.02	4517	292	0	2051	440	0	164	478	995 hPa	25.93 °C	1935.00 st0.32 corr
N	16/01/2010	17:34	0	682	175	0.03	7531	292	0	2257	438	0	468	492	996 hPa	26.03 °C	1940.00 st0.32 corr
N	16/01/2010	17:49	0	591	176	0.02	6332	292	0.01	2351	438	0	362	493	996 hPa	25.12 °C	1940.00 st0.32 corr
N	16/01/2010	18:04	0	762	177	0.02	5555	293	0	2119	439	0	261	493	996 hPa	26.07 °C	1935.00 st0.32 corr
N	16/01/2010	18:19	0	411	177	0.02	4059	294	0	2207	441	0	7	504	997		

N	17/01/2010	06:49	0	374	177	0.01	2819	294	0	854	441	0	13	491	1006 hPa	26.03 °C	1940.00 st0.32 corr
N	17/01/2010	07:04	0	241	178	0.01	2193	295	0	1683	443	0	15	493	1006 hPa	26.07 °C	1940.00 st0.32 corr
N	17/01/2010	07:19	0	360	178	0.01	1910	295	0	2056	443	0	138	481	1006 hPa	26.07 °C	1940.00 st0.32 corr
N	17/01/2010	07:34	0	236	177	0.01	1815	294	0	1380	442	0	42	481	1007 hPa	26.06 °C	1940.00 st0.32 corr
N	17/01/2010	07:49	0	250	177	0.01	1829	296	0	1305	447	0	38	508	1007 hPa	26.14 °C	1940.00 st0.32 corr
N	17/01/2010	08:04	0	284	177	0.01	2086	294	0	911	441	0	216	495	1008 hPa	25.58 °C	1940.00 st0.32 corr
N	17/01/2010	08:19	0	374	178	0.01	2864	295	0	1472	442	0	281	496	1008 hPa	25.20 °C	1940.00 st0.32 corr
N	17/01/2010	08:34	0	165	178	0.01	2395	295	0	1306	443	0	376	498	1007 hPa	25.55 °C	1940.00 st0.32 corr
N	17/01/2010	08:49	0	47	174	0.01	2143	296	0	1461	445	0	280	482	1008 hPa	25.67 °C	1940.00 st0.32 corr
N	17/01/2010	09:04	0	206	177	0.01	1834	294	0	1275	443	0	85	499	1008 hPa	25.18 °C	1940.00 st0.32 corr
N	17/01/2010	09:19	0	259	178	0.01	1568	294	0	1447	442	0	1	481	1008 hPa	25.39 °C	1940.00 st0.32 corr
N	17/01/2010	09:34	0	139	177	0.01	1594	294	0	1246	443	0	54	499	1009 hPa	25.58 °C	1940.00 st0.32 corr
N	17/01/2010	09:49	0	8	168	0.01	1660	295	0	1282	442	0	69	497	1009 hPa	25.51 °C	1940.00 st0.32 corr
N	17/01/2010	10:04	0	91	179	0.01	1895	296	0	1411	444	0	247	498	1009 hPa	25.09 °C	1940.00 st0.32 corr
N	17/01/2010	10:19	0	15	172	0.01	1498	296	0	979	444	0	144	481	1009 hPa	25.31 °C	1940.00 st0.32 corr
N	17/01/2010	10:34	0	24	169	0	1257	294	0	1205	441	0	118	496	1010 hPa	25.57 °C	1940.00 st0.32 corr
N	17/01/2010	10:49	0	155	180	0.01	1552	298	0	1195	446	0	15	483	1009 hPa	25.92 °C	1940.00 st0.32 corr
N	17/01/2010	11:04	0	344	177	0.01	2217	294	0	1197	445	0	32	507	1010 hPa	25.48 °C	1940.00 st0.32 corr
N	17/01/2010	11:19	0	362	177	0.01	2343	294	0	1592	442	0	356	499	1010 hPa	25.31 °C	1940.00 st0.32 corr
N	17/01/2010	11:34	0	235	178	0.01	2580	295	0	921	442	0	45	481	1010 hPa	25.24 °C	1940.00 st0.32 corr
N	17/01/2010	11:49	0	193	178	0.01	2565	295	0	1469	442	0	349	496	1010 hPa	25.22 °C	1940.00 st0.32 corr
N	17/01/2010	12:04	0	250	177	0.01	2289	294	0	875	442	0	22	483	1010 hPa	25.34 °C	1940.00 st0.32 corr
N	17/01/2010	12:19	0	337	180	0.01	2419	297	0	1918	444	0	145	479	1010 hPa	25.71 °C	1940.00 st0.32 corr
N	17/01/2010	12:34	0	98	180	0.01	2834	296	0	1381	445	0	4	479	1010 hPa	25.51 °C	1940.00 st0.32 corr
N	17/01/2010	12:49	0	241	177	0.01	2129	295	0	1297	445	0	557	501	1010 hPa	25.46 °C	1940.00 st0.32 corr
N	17/01/2010	13:04	0	226	181	0.01	2283	297	0	1593	444	0	319	499	1010 hPa	25.55 °C	1940.00 st0.32 corr
N	17/01/2010	13:19	0	573	177	0.02	3905	293	0	1375	443	0	146	499	1010 hPa	25.48 °C	1940.00 st0.32 corr
N	17/01/2010	13:34	0	715	178	0.02	4375	294	0	1780	440	0	294	496	1010 hPa	25.64 °C	1940.00 st0.32 corr
N	17/01/2010	13:49	0	239	180	0.02	3960	296	0	1750	441	0	361	496	1010 hPa	25.61 °C	1940.00 st0.32 corr
N	17/01/2010	14:04	0	329	177	0.01	3174	296	0	1713	443	0	253	498	1009 hPa	25.54 °C	1940.00 st0.32 corr
N	17/01/2010	14:19	0	318	181	0.01	2877	297	0	2138	443	0	124	497	1010 hPa	25.57 °C	1940.00 st0.32 corr
N	17/01/2010	14:34	0	261	177	0.01	2557	294	0	1603	442	0	268	498	1010 hPa	25.60 °C	1940.00 st0.32 corr
N	17/01/2010	14:49	0	373	181	0.01	3243	297	0	1512	444	0	208	500	1010 hPa	25.68 °C	1940.00 st0.32 corr
N	17/01/2010	15:04	0	266	177	0.01	3143	294	0	1322	444	0	141	498	1010 hPa	25.42 °C	1940.00 st0.32 corr
N	17/01/2010	15:19	0	242	181	0.01	2799	297	0	1306	443	0	2	478	1010 hPa	25.43 °C	1940.00 st0.32 corr
N	17/01/2010	15:34	0	269	180	0.01	2185	296	0	1314	443	0	146	500	1010 hPa	25.43 °C	1940.00 st0.32 corr
N	17/01/2010	15:49	0	442	177	0.01	2460	294	0	2102	444	0	159	499	1010 hPa	25.47 °C	1940.00 st0.32 corr
N	17/01/2010	16:04	0	301	177	0.01	3690	294	0	1227	442	0	271	479	1010 hPa	25.47 °C	1940.00 st0.32 corr
N	17/01/2010	16:19	0	362	177	0.02	5281	294	0	1221	441	0	105	495	1010 hPa	25.80 °C	1940.00 st0.32 corr
N	17/01/2010	16:34	0	411	178	0.02	4274	294	0	1619	441	0	59	495	1011 hPa	25.94 °C	1940.00 st0.32 corr
N	17/01/2010	16:49	0	190	180	0.01	3759	298	0	2241	444	0	116	500	1010 hPa	25.66 °C	1940.00 st0.32 corr
N	17/01/2010	17:04	0	628	178	0.02	4251	294	0	1960	444	0	172	482	1011 hPa	25.75 °C	1940.00 st0.32 corr
N	17/01/2010	17:19	0	418	177	0.02	3927	295	0	1291	442	0	41	498	1011 hPa	25.80 °C	1940.00 st0.32 corr
N	17/01/2010	17:34	0	367	178	0.01	3875	295	0	1209	443	0	282	497	1011 hPa	25.75 °C	1940.00 st0.32 corr
N	17/01/2010	17:49	0	259	163	0.02	4092	298	0	1965	446	0	341	501	1011 hPa	25.46 °C	1940.00 st0.32 corr
N	17/01/2010	18:04	0	502	177	0.02	4001	294	0	1327	441	0	504	497	1012 hPa	25.17 °C	1940.00 st0.32 corr
N	17/01/2010	18:19	0	359	178	0.02	4908	295	0	1964	442	0	235	499	1012 hPa	25.50 °C	1940.00 st0.32 corr
N	17/01/2010	18:34	0	229	179	0.01	3730	295	0	1487	443	0	366	498	1012 hPa	25.66 °C	1940.00 st0.32 corr
N	17/01/2010	18:49	0	293	178	0.01	3787	295	0	1031	444	0	415	500	1012 hPa	25.30 °C	1940.00 st0.32 corr
N	17/01/2010	19:04	0	156	179	0.01	3319	296	0	1950	444	0	274	501	1013 hPa	25.87 °C	1940.00 st0.32 corr
N	17/01/2010	19:19	0	304	177	0.01	3664	294	0	1588	441	0	33	494	1013 hPa	25.33 °C	1940.00 st0.32 corr
N	17/01/2010	19:34	0	331	178	0.01	3734	296	0	1892	446	0	483	500	1013 hPa	25.79 °C	1940.00 st0.32 corr
N	17/01/2010	19:49	0	331	178	0.01	3305	295	0	1237	441	0	251	496	1013 hPa	25.55 °C	1940.00 st0.32 corr
N	17/01/2010	20:04	0	226	179	0.01	2931	296	0	2106	443	0	133	498	1012 hPa	25.35 °C	1940.00 st0.32 corr
N	17/01/2010	20:19	0	226	179	0.01	2685	295	0	1807	442	0	57	483	1012 hPa	25.72 °C	1940.00 st0.32 corr
N	17/01/2010	20:34	0	18	173	0.01	2598	296	0	1295	442	0	134	498	1012 hPa	26.01 °C	1940.00 st0.32 corr
N	17/01/2010	20:49	0	186	177	0.01	2569	294	0	1481	442	0	196	497	1013 hPa	25.28 °C	1940.00 st0.32 corr
N	17/01/2010	21:04	0	240	177	0.01	2579	297	0	1512	442	0	312	502	1013 hPa	25.60 °C	1940.00 st0.32 corr
N	17/01/2010	21:19	0	104	178	0.01	2108	294	0	1107	442	0	191	497	1014 hPa	25.42 °C	1940.00 st0.32 corr
N	17/01/2010	21:34	0	199	178	0.01	1932	295	0	1204	443	0	216	498	1013 hPa	25.42 °C	1940.00 st0.32 corr
N	17/01/2010	21:49	0	171	178	0.01	1969	296	0	1363	444	0	287	500	1013 hPa	25.71 °C	1940.00 st0.32 corr
N	17/01/2010	22:04	0	116	178	0.01	1758	295	0	1047	444	0	11	482	1013 hPa	25.24 °C	1940.00 st0.32 corr
N	17/01/2010	22:19	0	178	181	0.01	1660	297	0	1258	445	0	134	499	1014 hPa	25.77 °C	1940.00 st0.32 corr
N	17/01/2010	22:34	0	52	176	0.01	1530	294	0	1247	441	0	61	501	1014 hPa	25.26 °C	1940.00 st0.32 corr
N	17/01/2010	22:49	0	45	179	0.01	1967	297	0	1132	447	0	54	501	1013 hPa	25.70 °C	1940.00 st0.32 corr
N	17/01/2010	23:04	0	131	177	0.01	1460	295	0	997	441	0	52	495	1014 hPa	25.56 °C	1940.00 st0.32 corr
N	17/01/2010	23:19	0	60	179	0.01	1619	295	0	1230	443	0	15	477	1014 hPa	25.58 °C	1940.00 st0.32 corr
N	17/01/2010	23:34	0	11	185	0.01	1626	296	0	1180	445	0	128	499	1014 hPa	25.93 °C	1940.00 st0.32 corr
N	17/01/2010	23:49	0	96	178	0.01	1777	295	0	1615	444	0	135	497	1014 hPa	25.41 °C	1940.00 st0.32 corr
N	18/01/2010	00:04	0	80	181	0.01	1472	296	0	4	437	0	221	503	1013 hPa	25.82 °C	1940.00 st0.32 corr
N	18/01/2010	00:19	0	181	178	0.01	1803	294	0	1042	442	0	303	497	1014 hPa	25.37 °C	1940.00 st0.32 corr
N	18/01/2010	00:34	0	87	179	0.01	1373	295	0	13	436	0	74	503	1013 hPa	25.61 °C	1940.00 st0.32 corr
N	18/01/2010	00:49	0	79	178	0	1255	295	0	1137	443	0	98	497	1014 hPa	25.75 °C	1940.00 st0.32 corr
N	18/01/2010	01:04	0	4	171	0	1280	2									

N	18/01/2010	13:34	0	210	180	0.01	3356	296	0	913	442	0	72	497	1016 hPa	25.63 °C	1940.00 st0.31 corr
N	18/01/2010	13:49	0	220	181	0.01	3680	296	0	1463	444	0	92	499	1016 hPa	25.70 °C	1940.00 st0.31 corr
N	18/01/2010	14:04	0	91	181	0.01	3205	296	0	1321	445	0	131	482	1016 hPa	25.68 °C	1940.00 st0.31 corr
N	18/01/2010	14:19	0	17	172	0.01	2917	297	0	1862	444	0	179	500	1016 hPa	25.63 °C	1940.00 st0.31 corr
N	18/01/2010	14:34	0	171	178	0.01	2623	297	0	1590	445	0	286	500	1016 hPa	25.64 °C	1940.00 st0.31 corr
N	18/01/2010	14:49	0	153	176	0.01	3116	295	0	39	439	0	55	481	1017 hPa	25.69 °C	1940.00 st0.31 corr
N	18/01/2010	15:04	0	205	178	0.01	2653	295	0	44	436	0	307	501	1017 hPa	25.69 °C	1940.00 st0.31 corr
N	18/01/2010	15:19	0	163	179	0.01	2793	296	0	1326	445	0	196	502	1017 hPa	25.59 °C	1940.00 st0.31 corr
N	18/01/2010	15:34	0	331	181	0.01	3289	298	0	1707	445	0	211	499	1017 hPa	25.51 °C	1940.00 st0.31 corr
N	18/01/2010	15:49	0	311	178	0.01	3661	295	0	1734	445	0	337	502	1016 hPa	25.54 °C	1940.00 st0.31 corr
N	18/01/2010	16:04	0	1005	178	0.03	7407	295	0	1861	444	0	39	503	1017 hPa	25.49 °C	1940.00 st0.31 corr
N	18/01/2010	16:19	0	1265	177	0.05	12617	294	0.01	2541	443	0	503	497	1017 hPa	25.71 °C	1940.00 st0.31 corr
N	18/01/2010	16:34	0	1445	178	0.05	14201	294	0.01	3297	441	0	538	496	1017 hPa	25.96 °C	1940.00 st0.31 corr
N	18/01/2010	16:49	0	761	182	0.05	13487	298	0.01	3333	444	0	704	499	1017 hPa	26.05 °C	1940.00 st0.31 corr
N	18/01/2010	17:04	0	419	178	0.03	8566	296	0	650	432	0	99	487	1017 hPa	25.92 °C	1940.00 st0.31 corr
N	18/01/2010	17:19	0	1001	178	0.04	10222	295	0.01	3248	444	0	573	500	1018 hPa	26.01 °C	1940.00 st0.31 corr
N	18/01/2010	17:34	0	1300	180	0.06	14619	296	0.01	3811	445	0	707	500	1017 hPa	25.96 °C	1940.00 st0.31 corr
N	18/01/2010	17:49	0	1056	178	0.05	13376	297	0	446	433	0	664	504	1017 hPa	25.52 °C	1940.00 st0.31 corr
N	18/01/2010	18:04	0	1340	178	0.06	14775	295	0.01	4318	443	0	982	498	1018 hPa	25.33 °C	1940.00 st0.31 corr
N	18/01/2010	18:19	0	1377	179	0.06	15096	296	0.01	4958	444	0	869	499	1017 hPa	25.40 °C	1940.00 st0.31 corr
N	18/01/2010	18:34	0	864	179	0.06	15072	296	0.01	4986	445	0	1003	499	1017 hPa	25.68 °C	1940.00 st0.31 corr
N	18/01/2010	18:49	0.01	1567	178	0.07	17261	296	0.01	5026	445	0.01	1381	500	1017 hPa	25.26 °C	1940.00 st0.31 corr
N	18/01/2010	19:04	0	1286	181	0.06	14414	298	0.01	5331	446	0	1020	501	1016 hPa	25.75 °C	1940.00 st0.31 corr
N	18/01/2010	19:19	0	872	177	0.04	10456	295	0.01	4582	442	0	595	497	1016 hPa	25.25 °C	1940.00 st0.31 corr
N	18/01/2010	19:34	0	597	178	0.04	11054	297	0.01	3999	447	0	1042	503	1017 hPa	25.68 °C	1940.00 st0.31 corr
N	18/01/2010	19:49	0	729	178	0.03	9077	296	0.01	3454	443	0	853	497	1017 hPa	25.51 °C	1940.00 st0.31 corr
N	18/01/2010	20:04	0	401	179	0.04	9158	296	0.01	3680	445	0	593	499	1016 hPa	25.40 °C	1940.00 st0.31 corr
N	18/01/2010	20:19	0	479	180	0.04	9388	297	0.01	3678	445	0	99	483	1017 hPa	25.75 °C	1940.00 st0.31 corr
N	18/01/2010	20:34	0	443	178	0.03	9092	295	0.01	3459	443	0	797	498	1016 hPa	25.21 °C	1940.00 st0.31 corr
N	18/01/2010	20:49	0	946	182	0.04	10684	299	0.01	4271	446	0	9	506	1017 hPa	25.77 °C	1940.00 st0.31 corr
N	18/01/2010	21:04	0	766	178	0.03	7734	295	0.01	2999	442	0	351	496	1017 hPa	25.38 °C	1940.00 st0.31 corr
N	18/01/2010	21:19	0	379	179	0.03	6960	295	0.01	3061	444	0	65	479	1016 hPa	25.65 °C	1940.00 st0.31 corr
N	18/01/2010	21:34	0	313	179	0.03	7622	296	0.01	3191	444	0	772	498	1016 hPa	25.74 °C	1940.00 st0.31 corr
N	18/01/2010	21:49	0	613	178	0.03	7557	296	0.01	2733	444	0	600	500	1016 hPa	25.39 °C	1940.00 st0.31 corr
N	18/01/2010	22:04	0	263	181	0.03	6586	298	0.01	3047	446	0	315	501	1015 hPa	25.88 °C	1940.00 st0.31 corr
N	18/01/2010	22:19	0	415	178	0.02	5326	295	0.01	2344	443	0	581	499	1016 hPa	25.18 °C	1940.00 st0.31 corr
N	18/01/2010	22:34	0	264	178	0.02	4951	295	0	2251	442	0	589	497	1015 hPa	25.35 °C	1940.00 st0.31 corr
N	18/01/2010	22:49	0	377	179	0.02	4036	296	0	2074	443	0	214	498	1015 hPa	25.77 °C	1940.00 st0.31 corr
N	18/01/2010	23:04	0	238	179	0.01	3005	297	0	1173	444	0	289	500	1016 hPa	25.81 °C	1940.00 st0.31 corr
N	18/01/2010	23:19	0	161	179	0.01	2658	296	0	1616	445	0	89	501	1015 hPa	25.20 °C	1940.00 st0.31 corr
N	18/01/2010	23:34	0	370	182	0.01	2902	299	0	142	433	0	75	483	1016 hPa	25.53 °C	1940.00 st0.31 corr
N	18/01/2010	23:49	0	466	178	0.01	2869	295	0	1191	443	0	15	498	1016 hPa	25.09 °C	1940.00 st0.31 corr
N	19/01/2010	00:04	0	426	178	0.01	3159	295	0	1620	442	0	455	498	1016 hPa	25.35 °C	1940.00 st0.31 corr
N	19/01/2010	00:19	0	220	178	0.01	3029	295	0	562	442	0	294	499	1015 hPa	25.82 °C	1940.00 st0.31 corr
N	19/01/2010	00:34	0	33	168	0.01	2605	296	0	1483	444	0	168	500	1015 hPa	25.22 °C	1940.00 st0.31 corr
N	19/01/2010	00:49	0	243	179	0.01	2540	296	0	67	436	0	30	493	1014 hPa	25.17 °C	1940.00 st0.31 corr
N	19/01/2010	01:04	0	213	178	0.01	2391	295	0	1429	443	0	566	499	1014 hPa	25.46 °C	1940.00 st0.31 corr
N	19/01/2010	01:19	0	428	177	0.01	2378	294	0	1173	442	0	353	497	1014 hPa	25.79 °C	1940.00 st0.32 corr
N	19/01/2010	01:34	0	235	178	0.01	2699	295	0	1801	445	0	253	482	1014 hPa	26.03 °C	1940.00 st0.32 corr
N	19/01/2010	01:49	0	182	178	0.01	2409	295	0	1185	442	0	325	497	1014 hPa	25.76 °C	1940.00 st0.32 corr
N	19/01/2010	02:04	0	30	179	0.01	2196	296	0	1617	444	0	30	501	1013 hPa	25.33 °C	1940.00 st0.32 corr
N	19/01/2010	02:19	0	52	179	0.01	1912	296	0	1602	444	0	123	499	1013 hPa	25.68 °C	1940.00 st0.32 corr
N	19/01/2010	02:34	0	140	178	0.01	1978	295	0	1337	443	0	456	499	1013 hPa	25.17 °C	1940.00 st0.32 corr
N	19/01/2010	02:49	0	83	181	0.01	1735	298	0	1300	446	0	65	501	1013 hPa	25.70 °C	1940.00 st0.32 corr
N	19/01/2010	03:04	0	100	178	0.01	1463	294	0	602	442	0	285	496	1012 hPa	25.33 °C	1940.00 st0.32 corr
N	19/01/2010	03:19	0	161	179	0.01	1337	295	0	1489	446	0	89	501	1011 hPa	25.55 °C	1940.00 st0.32 corr
N	19/01/2010	03:34	0	79	178	0.01	1377	295	0	1805	449	0	84	499	1012 hPa	25.69 °C	1940.00 st0.32 corr
N	19/01/2010	03:49	0	57	168	0	978	295	0	1800	444	0	22	500	1011 hPa	25.34 °C	1940.00 st0.32 corr
N	19/01/2010	04:04	0	28	177	0	989	296	0	1095	444	0	9	486	1011 hPa	25.86 °C	1940.00 st0.32 corr
N	19/01/2010	04:19	0	7	177	0	1044	294	0	816	442	0	11	479	1011 hPa	25.30 °C	1940.00 st0.32 corr
N	19/01/2010	04:34	0	35	167	0	1068	295	0	1154	445	0	7	504	1011 hPa	25.68 °C	1940.00 st0.32 corr
N	19/01/2010	04:49	0	16	171	0	946	295	0	923	442	0	11	477	1011 hPa	25.51 °C	1940.00 st0.32 corr
N	19/01/2010	05:04	0	43	179	0	830	296	0	1084	443	0	20	480	1010 hPa	25.28 °C	1940.00 st0.32 corr
N	19/01/2010	05:19	0	60	181	0	779	295	0	927	444	0	449	481	1010 hPa	25.67 °C	1940.00 st0.32 corr
N	19/01/2010	05:34	0	11	172	0	836	296	0	1086	444	0	4	480	1010 hPa	26.02 °C	1940.00 st0.32 corr
N	19/01/2010	05:49	0	47	177	0	879	294	0	844	441	0	17	504	1010 hPa	25.35 °C	1940.00 st0.32 corr
N	19/01/2010	06:04	0	77	173	0	825	294	0	1270	440	0	20	493	1009 hPa	25.70 °C	1940.00 st0.32 corr
N	19/01/2010	06:19	0	1417	179	0	868	294	0	1004	442	0	37	475	1009 hPa	26.08 °C	1940.00 st0.32 corr
N	19/01/2010	06:34	0	221	178	0	840	295	0	976	443	0	193	498	1009 hPa	25.95 °C	1940.00 st0.32 corr
N	19/01/2010	06:49	0	299	178	0	1141	295	0	1019	444	0	142	500	1008 hPa	25.32 °C	1940.00 st0.32 corr
N	19/01/2010	07:04	0	73	182	0	1150	298	0	11	433	0	28	497	1008 hPa	25.66 °C	1940.00 st0.32 corr
N	19/01/2010	07:19	0	189	177	0.04	1145	294	0	1019	442	0	232	477	1009 hPa	25.12 °C	1940.00 st0.32 corr
N	19/01/2010	07:34	0	180	179	0	1048	294	0	1512	441	0	210	496	1008 hPa	25.37 °C	1940.00 st0.32 corr
N	19/01/2010	07:49															

N	19/01/2010	20:19	0	305	177	0.01	2166	294	0	1939	440	0	169	495	997 hPa	25.95 °C	1935.00	st0.32	corr
N	19/01/2010	20:34	0	196	176	0.01	2354	293	0	1499	440	0	186	496	996 hPa	25.96 °C	1940.00	st0.32	corr
N	19/01/2010	20:49	0	58	175	0.01	2273	292	0	1553	439	0	77	494	996 hPa	25.98 °C	1940.00	st0.32	corr
N	19/01/2010	21:04	0	462	175	0.01	2346	291	0	941	438	0	286	493	997 hPa	26.07 °C	1940.00	st0.32	corr
N	19/01/2010	21:19	0	199	176	0.01	2737	292	0	1000	437	0	348	492	996 hPa	26.18 °C	1940.00	st0.32	corr
N	19/01/2010	21:34	0	396	177	0.01	2919	293	0	1200	439	0	539	494	996 hPa	26.29 °C	1940.00	st0.32	corr
N	19/01/2010	21:49	0	121	177	0.01	2876	294	0	1909	440	0	160	495	995 hPa	26.31 °C	1940.00	st0.32	corr
N	19/01/2010	22:04	0	195	176	0.01	2633	292	0	1454	438	0	44	494	996 hPa	25.42 °C	1940.00	st0.32	corr
N	19/01/2010	22:19	0	37	169	0.01	2652	296	0	2096	441	0	44	477	996 hPa	25.74 °C	1940.00	st0.32	corr
N	19/01/2010	22:34	0	311	175	0.01	2689	292	0	1352	437	0	131	491	995 hPa	25.35 °C	1940.00	st0.32	corr
N	19/01/2010	22:49	0	135	177	0.01	2620	293	0	1456	439	0	445	492	996 hPa	25.59 °C	1935.00	st0.32	corr
N	19/01/2010	23:04	0	258	177	0.01	2680	293	0	1464	440	0	104	494	997 hPa	25.78 °C	1935.00	st0.32	corr
N	19/01/2010	23:19	0	506	176	0.01	2928	293	0	1422	440	0	153	495	997 hPa	25.33 °C	1930.00	st0.32	corr
N	19/01/2010	23:34	0	922	176	0.02	4337	292	0	1481	439	0	143	493	996 hPa	25.79 °C	1940.00	st0.32	corr
N	19/01/2010	23:49	0	389	178	0.01	3105	296	0	2200	442	0	469	496	997 hPa	26.18 °C	1940.00	st0.32	corr
N	20/01/2010	00:04	0	463	176	0.01	2340	292	0	1298	437	0	197	491	997 hPa	25.66 °C	1940.00	st0.32	corr
N	20/01/2010	00:19	0	492	177	0.01	2944	293	0	1644	440	0	223	496	997 hPa	25.79 °C	1936.00	st0.32	corr
N	20/01/2010	00:34	0	607	177	0.01	2448	293	0	1648	440	0	191	494	997 hPa	25.99 °C	1940.00	st0.32	corr
N	20/01/2010	00:49	0	347	176	0.01	2105	293	0	1529	440	0	51	496	997 hPa	25.60 °C	1940.00	st0.32	corr
N	20/01/2010	01:04	0	407	179	0.01	2576	295	0	1854	441	0	385	495	997 hPa	26.14 °C	1940.00	st0.32	corr
N	20/01/2010	01:19	0	164	175	0.01	3002	293	0	1532	442	0	128	497	997 hPa	25.58 °C	1940.00	st0.32	corr
N	20/01/2010	01:34	0	506	176	0.01	3647	292	0.01	2450	437	0	258	492	997 hPa	25.41 °C	1940.00	st0.32	corr
N	20/01/2010	01:49	0	731	177	0.02	4594	293	0.01	3787	441	0	505	496	998 hPa	25.61 °C	1940.00	st0.32	corr
N	20/01/2010	02:04	0	635	177	0.03	7008	293	0.01	5122	441	0	497	495	997 hPa	25.92 °C	1940.00	st0.32	corr
N	20/01/2010	02:19	0	763	179	0.03	8309	295	0.01	5179	442	0	1102	497	997 hPa	25.71 °C	1940.00	st0.32	corr
N	20/01/2010	02:34	0	437	176	0.02	5440	292	0.01	3825	438	0	796	493	997 hPa	25.29 °C	1940.00	st0.32	corr
N	20/01/2010	02:49	0	437	177	0.02	4394	296	0.01	3511	443	0	437	499	997 hPa	25.83 °C	1940.00	st0.32	corr
N	20/01/2010	03:04	0	222	176	0.01	3682	293	0	2207	439	0	561	493	998 hPa	25.64 °C	1940.00	st0.32	corr
N	20/01/2010	03:19	0	413	177	0.01	2551	294	0	1909	440	0	583	494	998 hPa	25.62 °C	1940.00	st0.32	corr
N	20/01/2010	03:34	0	301	177	0.01	2166	294	0	1693	441	0	171	496	999 hPa	25.92 °C	1940.00	st0.32	corr
N	20/01/2010	03:49	0	532	177	0.01	1974	293	0	794	440	0	184	478	1000 hPa	25.40 °C	1940.00	st0.32	corr
N	20/01/2010	04:04	0	490	180	0.01	2535	296	0	1727	443	0	299	498	999 hPa	25.95 °C	1940.00	st0.32	corr
N	20/01/2010	04:19	0	413	176	0.01	2773	292	0.01	2929	439	0	576	493	999 hPa	25.51 °C	1935.00	st0.32	corr
N	20/01/2010	04:34	0.01	3239	177	0.01	3834	293	0.01	4583	440	0	970	496	1000 hPa	25.74 °C	1940.00	st0.32	corr
N	20/01/2010	04:49	0	543	177	0.01	3624	294	0.01	4698	441	0	776	495	999 hPa	25.85 °C	1940.00	st0.32	corr
N	20/01/2010	05:04	0	370	177	0.01	3591	294	0.01	4267	442	0	456	496	999 hPa	25.40 °C	1940.00	st0.32	corr
N	20/01/2010	05:19	0	529	180	0.01	2901	296	0.01	3055	444	0	229	499	999 hPa	25.80 °C	1940.00	st0.32	corr
N	20/01/2010	05:34	0	631	176	0.01	3093	293	0	2044	440	0	541	494	999 hPa	25.28 °C	1940.00	st0.32	corr
N	20/01/2010	05:49	0	518	177	0.01	3078	293	0.01	2313	439	0	394	494	1000 hPa	25.51 °C	1940.00	st0.32	corr
N	20/01/2010	06:04	0	466	177	0.02	4090	294	0.01	2581	440	0	573	495	1000 hPa	25.92 °C	1940.00	st0.32	corr
N	20/01/2010	06:19	0	599	178	0.01	3577	294	0.01	2861	441	0	623	495	1000 hPa	25.98 °C	1940.00	st0.32	corr
N	20/01/2010	06:34	0	1042	177	0.02	6347	294	0.01	2969	442	0	605	497	1000 hPa	25.33 °C	1940.00	st0.32	corr
N	20/01/2010	06:49	0	735	177	0.02	4569	293	0.01	3051	441	0	866	495	1000 hPa	25.61 °C	1940.00	st0.32	corr
N	20/01/2010	07:04	0	550	176	0.02	5313	293	0.01	2709	438	0	486	494	1002 hPa	25.92 °C	1935.00	st0.32	corr
N	20/01/2010	07:19	0	641	177	0.03	7012	293	0.01	3215	442	0	430	497	1001 hPa	26.15 °C	1940.00	st0.32	corr
N	20/01/2010	07:34	0.01	1969	178	0.06	14922	294	0.01	4229	441	0.01	1224	495	1001 hPa	25.95 °C	1940.00	st0.32	corr
N	20/01/2010	07:49	0.01	1894	178	0.07	17940	295	0.01	5029	443	0	745	498	1001 hPa	25.31 °C	1940.00	st0.32	corr
N	20/01/2010	08:04	0	1245	177	0.07	18199	293	0.01	5977	441	0	1107	495	1002 hPa	25.49 °C	1940.00	st0.32	corr
N	20/01/2010	08:19	0.01	2060	177	0.07	17758	293	0.01	6133	441	0.01	1457	496	1002 hPa	25.76 °C	1940.00	st0.32	corr
N	20/01/2010	08:34	0.01	2034	177	0.07	19166	294	0.02	7353	440	0.01	1385	495	1002 hPa	26.00 °C	1940.00	st0.32	corr
N	20/01/2010	08:49	0.01	2932	178	0.12	30237	294	0.02	8668	441	0.01	1632	495	1002 hPa	26.07 °C	1940.00	st0.32	corr
N	20/01/2010	09:04	0.01	3423	178	0.14	35566	295	0.02	10331	442	0.01	1951	497	1002 hPa	25.96 °C	1940.00	st0.32	corr
N	20/01/2010	09:19	0.01	4402	177	0.17	43990	294	0.03	11934	442	0.01	1739	496	1003 hPa	25.96 °C	1940.00	st0.32	corr
N	20/01/2010	09:34	0.01	3807	176	0.16	42210	293	0.03	13052	439	0.01	1830	494	1003 hPa	26.07 °C	1940.00	st0.32	corr
N	20/01/2010	09:49	0.01	3981	177	0.17	43283	293	0.03	13683	440	0.01	2165	494	1003 hPa	26.27 °C	1940.00	st0.32	corr
N	20/01/2010	10:04	0.01	4514	177	0.17	45506	294	0.03	14445	440	0.01	2392	495	1003 hPa	26.40 °C	1940.00	st0.32	corr
N	20/01/2010	10:19	0.01	2688	178	0.14	37679	295	0.03	13915	442	0.01	2573	497	1003 hPa	25.92 °C	1940.00	st0.32	corr
N	20/01/2010	10:34	0.01	2275	178	0.11	28486	295	0.02	11512	443	0.01	799	498	1003 hPa	25.34 °C	1940.00	st0.32	corr
N	20/01/2010	10:49	0.01	1725	177	0.09	22742	294	0.02	9982	441	0.01	2061	495	1004 hPa	25.54 °C	1940.00	st0.32	corr
N	20/01/2010	11:04	0.01	1694	179	0.08	20837	297	0.02	8655	444	0.01	1780	499	1004 hPa	25.94 °C	1940.00	st0.32	corr
N	20/01/2010	11:19	0.01	2899	177	0.09	24303	293	0.02	7923	443	0.01	1558	499	1004 hPa	25.62 °C	1940.00	st0.32	corr
N	20/01/2010	11:34	0.01	2422	177	0.1	26850	293	0.02	9485	442	0.01	1771	498	1004 hPa	25.53 °C	1940.00	st0.32	corr
N	20/01/2010	11:49	0.01	1703	177	0.09	22275	293	0.02	9185	443	0.01	1736	499	1004 hPa	25.58 °C	1940.00	st0.32	corr
N	20/01/2010	12:04	0	1458	178	0.07	18054	295	0.02	9212	441	0.01	1625	495	1005 hPa	25.84 °C	1940.00	st0.32	corr
N	20/01/2010	12:19	0.01	1698	179	0.07	17346	296	0.02	9882	442	0.01	1805	496	1005 hPa	25.75 °C	1940.00	st0.32	corr
N	20/01/2010	12:34	0.01	1897	176	0.06	16838	295	0.02	10181	442	0.01	1494	497	1005 hPa	25.77 °C	1940.00	st0.32	corr
N	20/01/2010	12:49	0.01	2319	178	0.08	21974	294	0.02	10577	443	0.01	1716	497	1006 hPa	25.87 °C	1935.00	st0.32	corr
N	20/01/2010	13:04	0.01	2778	178	0.11	27865												

N	21/01/2010	03:04	0	246	177	0.01	1995	293	0	2124	441	0	24	504	1003 hPa	25.54 °C	1940.00 st0.32 corr
N	21/01/2010	03:19	0	191	176	0.01	1989	293	0	1740	439	0	224	495	1003 hPa	25.62 °C	1940.00 st0.32 corr
N	21/01/2010	03:34	0	247	178	0.01	1979	294	0	2148	443	0	55	498	1004 hPa	26.09 °C	1940.00 st0.32 corr
N	21/01/2010	03:49	0	11	185	0.01	1762	294	0	918	441	0	280	480	1003 hPa	26.00 °C	1940.00 st0.32 corr
N	21/01/2010	04:04	0	293	177	0.01	2346	294	0	1328	441	0	306	496	1002 hPa	25.52 °C	1940.00 st0.32 corr
N	21/01/2010	04:19	0	346	180	0.01	1895	296	0	2231	444	0	156	499	1002 hPa	25.92 °C	1940.00 st0.32 corr
N	21/01/2010	04:34	0	35	177	0.01	1673	293	0	2309	440	0	163	495	1002 hPa	25.35 °C	1940.00 st0.32 corr
N	21/01/2010	04:49	0.01	1626	190	0.01	1659	293	0.01	2469	439	0	7	492	1002 hPa	25.63 °C	1940.00 st0.32 corr
N	21/01/2010	05:04	0	20	170	0.01	1457	293	0	1891	443	0	63	499	1001 hPa	25.10 °C	1940.00 st0.32 corr
N	21/01/2010	05:19	0	28	172	0	1193	294	0	1951	440	0	11	483	1002 hPa	25.99 °C	1935.00 st0.32 corr
N	21/01/2010	05:34	0	166	177	0.01	1352	294	0	1666	441	0	315	495	1001 hPa	25.63 °C	1940.00 st0.32 corr
N	21/01/2010	05:49	0	112	177	0.01	1509	294	0	1447	442	0	78	495	1002 hPa	26.07 °C	1930.00 st0.32 corr
N	21/01/2010	06:04	0	168	181	0	1183	297	0	2108	444	0	91	498	1002 hPa	25.54 °C	1935.00 st0.32 corr
N	21/01/2010	06:19	0	157	176	0	1234	292	0	1131	439	0	9	484	1001 hPa	25.25 °C	1940.00 st0.32 corr
N	21/01/2010	06:34	0	115	176	0.01	1384	294	0	1826	444	0	89	499	1000 hPa	25.74 °C	1940.00 st0.32 corr
N	21/01/2010	06:49	0	149	177	0.01	1492	293	0	1313	439	0	172	492	1000 hPa	25.76 °C	1940.00 st0.32 corr
N	21/01/2010	07:04	0	160	177	0.01	1412	294	0	1724	441	0	92	495	1000 hPa	25.76 °C	1940.00 st0.32 corr
N	21/01/2010	07:19	0.01	1601	191	0	1117	294	0	1353	441	0	7	481	1000 hPa	26.19 °C	1940.00 st0.32 corr
N	21/01/2010	07:34	0	213	180	0	1191	296	0	2046	444	0	32	477	1000 hPa	25.74 °C	1940.00 st0.32 corr
N	21/01/2010	07:49	0	306	176	0	1250	292	0	1422	439	0	55	478	1000 hPa	25.39 °C	1940.00 st0.32 corr
N	21/01/2010	08:04	0	28	174	0.01	1548	296	0	1971	442	0	332	496	1001 hPa	25.89 °C	1940.00 st0.32 corr
N	21/01/2010	08:19	0	17	168	0.01	1401	293	0	1971	441	0	43	493	1000 hPa	25.74 °C	1940.00 st0.32 corr
N	21/01/2010	08:34	0	304	177	0.01	1628	293	0	1241	439	0	178	493	1000 hPa	25.64 °C	1940.00 st0.32 corr
N	21/01/2010	08:49	0	198	178	0.01	1324	294	0	1924	441	0	56	495	999 hPa	25.55 °C	1940.00 st0.32 corr
N	21/01/2010	09:04	0	171	176	0.01	1914	293	0	1767	440	0	377	494	1000 hPa	25.39 °C	1935.00 st0.32 corr
N	21/01/2010	09:19	0	67	178	0.01	2111	294	0	1240	440	0	128	476	999 hPa	26.08 °C	1940.00 st0.32 corr
N	21/01/2010	09:34	0	121	179	0.01	1986	296	0	1674	443	0	301	496	999 hPa	25.71 °C	1940.00 st0.32 corr
N	21/01/2010	09:49	0	202	176	0.01	1618	294	0	1702	442	0	13	483	999 hPa	25.43 °C	1940.00 st0.32 corr
N	21/01/2010	10:04	0	131	176	0.01	1321	292	0	1186	438	0	155	491	999 hPa	25.35 °C	1940.00 st0.32 corr
N	21/01/2010	10:19	0	166	177	0.01	1524	293	0	1805	443	0	57	475	999 hPa	25.69 °C	1940.00 st0.32 corr
N	21/01/2010	10:34	0	9	173	0.01	1701	293	0	1457	440	0	210	493	999 hPa	26.07 °C	1940.00 st0.32 corr
N	21/01/2010	10:49	0	287	177	0.01	1776	293	0	742	440	0	337	494	999 hPa	26.01 °C	1940.00 st0.32 corr
N	21/01/2010	11:04	0	37	179	0.01	1739	295	0	889	441	0	11	485	999 hPa	25.70 °C	1940.00 st0.32 corr
N	21/01/2010	11:19	0	4	175	0.01	1492	296	0	1675	441	0	218	496	998 hPa	25.48 °C	1940.00 st0.32 corr
N	21/01/2010	11:34	0	315	176	0.01	1649	295	0	1860	443	0	184	496	998 hPa	25.40 °C	1940.00 st0.32 corr
N	21/01/2010	11:49	0	222	176	0.01	1541	292	0	1528	441	0	48	496	997 hPa	25.44 °C	1940.00 st0.32 corr
N	21/01/2010	12:04	0	97	177	0.01	1698	292	0	838	438	0	24	475	997 hPa	25.50 °C	1940.00 st0.32 corr
N	21/01/2010	12:19	0	243	177	0.01	1565	293	0	1627	439	0	33	490	997 hPa	25.50 °C	1940.00 st0.32 corr
N	21/01/2010	12:34	0	329	176	0.01	1479	293	0	1046	440	0	127	477	996 hPa	25.46 °C	1940.00 st0.32 corr
N	21/01/2010	12:49	0	131	177	0.01	1496	294	0	1731	441	0	43	504	996 hPa	26.10 °C	1940.00 st0.32 corr
N	21/01/2010	13:04	0	89	179	0.01	1332	296	0	1879	442	0	346	497	996 hPa	25.66 °C	1940.00 st0.32 corr
N	21/01/2010	13:19	0	33	172	0.01	1336	291	0	1298	437	0	60	476	996 hPa	25.37 °C	1940.00 st0.32 corr
N	21/01/2010	13:34	0	17	182	0.01	1371	295	0	1813	442	0	108	480	997 hPa	25.92 °C	1930.00 st0.32 corr
N	21/01/2010	13:49	0	209	177	0.01	1509	292	0	976	439	0	192	495	995 hPa	25.94 °C	1940.00 st0.32 corr
N	21/01/2010	14:04	0	186	177	0.01	1458	293	0	1731	439	0	254	494	995 hPa	25.86 °C	1940.00 st0.32 corr
N	21/01/2010	14:19	0	127	177	0.01	1902	293	0	1461	440	0	13	481	995 hPa	25.59 °C	1935.00 st0.32 corr
N	21/01/2010	14:34	0	24	170	0.01	1877	295	0	1412	441	0	54	494	997 hPa	25.40 °C	1925.00 st0.32 corr
N	21/01/2010	14:49	0	308	179	0.01	1702	295	0	1792	442	0	13	499	997 hPa	25.27 °C	1925.00 st0.32 corr
N	21/01/2010	15:04	0	402	177	0.01	1883	295	0	1745	442	0	184	477	995 hPa	25.23 °C	1935.00 st0.32 corr
N	21/01/2010	15:19	0	335	175	0.01	1896	293	0	1317	442	0	182	497	995 hPa	25.28 °C	1940.00 st0.32 corr
N	21/01/2010	15:34	0	321	176	0.01	2158	292	0	1197	440	0	13	484	994 hPa	25.35 °C	1940.00 st0.32 corr
N	21/01/2010	15:49	0	474	176	0.01	2114	292	0	893	438	0	214	493	994 hPa	25.42 °C	1940.00 st0.32 corr
N	21/01/2010	16:04	0	186	176	0.01	2575	292	0	2020	439	0	297	492	995 hPa	25.46 °C	1935.00 st0.32 corr
N	21/01/2010	16:19	0	154	176	0.01	2727	292	0	1535	439	0	15	477	994 hPa	25.49 °C	1940.00 st0.32 corr
N	21/01/2010	16:34	0	217	177	0.01	2664	293	0	1661	440	0	156	493	994 hPa	25.53 °C	1940.00 st0.32 corr
N	21/01/2010	16:49	0	160	178	0.01	2733	294	0	1424	439	0	195	493	995 hPa	25.49 °C	1935.00 st0.32 corr
N	21/01/2010	17:04	0	11	169	0.01	2890	295	0	1561	441	0	361	495	995 hPa	25.41 °C	1935.00 st0.32 corr
N	21/01/2010	17:19	0	221	176	0.01	2391	295	0	1755	442	0	28	476	994 hPa	25.39 °C	1940.00 st0.32 corr
N	21/01/2010	17:34	0	298	175	0.01	1950	292	0	1491	442	0	22	506	994 hPa	25.45 °C	1940.00 st0.32 corr
N	21/01/2010	17:49	0	172	176	0.01	2086	292	0	1324	439	0	553	495	994 hPa	25.53 °C	1940.00 st0.32 corr
N	21/01/2010	18:04	0	121	176	0.01	1990	292	0	1334	439	0	45	494	995 hPa	25.55 °C	1940.00 st0.32 corr
N	21/01/2010	18:19	0	260	176	0.01	2270	293	0	1405	439	0	243	493	996 hPa	25.50 °C	1935.00 st0.32 corr
N	21/01/2010	18:34	0	42	172	0.01	1919	292	0	1713	439	0	149	493	995 hPa	25.48 °C	1940.00 st0.32 corr
N	21/01/2010	18:49	0	252	179	0.01	1948	295	0	1523	440	0	123	494	996 hPa	25.48 °C	1935.00 st0.32 corr
N	21/01/2010	19:04	0	409	179	0.01	1974	295	0	1715	441	0	227	494	997 hPa	25.39 °C	1935.00 st0.32 corr
N	21/01/2010	19:19	0	717	178	0.01	3451	295	0	2126	442	0	275	495	996 hPa	25.37 °C	1940.00 st0.32 corr
N	21/01/2010	19:34	0	523	176	0.02	4358	294	0	1436	442	0	341	497	996 hPa	25.43 °C	1940.00 st0.32 corr
N	21/01/2010	19:49	0	1174	176	0.02	5198	293	0	2073	439	0	447	494	997 hPa	25.61 °C	1940.00 st0.32 corr
N	21/01/2010	20:04	0	172	176	0.01	3185	292	0	2150	439	0	157	493	997 hPa	25.86 °C	1940.00 st0.32 corr
N	21/01/2010	20:19	0	390	178	0.01	2616	296	0	1705	440	0	362	494	997 hPa	25.83 °C	1940.00 st0.32 corr
N	21/01/2010	20:34	0	261	179	0.01	1726	296	0	1719	442	0	199	497	997 hPa	25.50 °C	1940.00 st0.32 corr
N	21/01/2010	20:49	0	78	176	0.01	1541	294	0	1450	443	0	326	498	998 hPa	25.29 °C	1940.00 st0.32 corr
N	21/01/2010	21:04	0	216	176	0.01	1513	292	0	1677	440	0	151	497	998 hPa	25.26 °C	1940.00 st0.32 corr
N	21/01/2010	21:19	0	553	177	0.01	2139	293	0	873	439	0	162	493			

N	22/01/2010	09:49	0.01	3341	178	0.13	34496	295	0.02	10482	443	0.01	1588	498	1009 hPa	25.60 °C	1940.00 st0.32 corr
N	22/01/2010	10:04	0.01	2270	181	0.11	29887	298	0.02	10047	445	0.01	1695	500	1010 hPa	25.08 °C	1940.00 st0.32 corr
N	22/01/2010	10:19	0	1488	177	0.09	24058	294	0.02	8272	441	0.01	1856	496	1010 hPa	25.50 °C	1940.00 st0.32 corr
N	22/01/2010	10:34	0.01	2598	178	0.1	26180	294	0.02	8188	442	0.01	1646	497	1010 hPa	25.74 °C	1940.00 st0.32 corr
N	22/01/2010	10:49	0.01	1552	179	0.1	25674	295	0.02	8439	442	0.01	1843	496	1010 hPa	25.84 °C	1940.00 st0.32 corr
N	22/01/2010	11:04	0.01	2140	179	0.09	22693	296	0.02	7520	444	0.01	1183	498	1011 hPa	25.48 °C	1940.00 st0.32 corr
N	22/01/2010	11:19	0.01	2768	178	0.09	24355	295	0.02	7998	443	0.01	1776	497	1011 hPa	25.38 °C	1940.00 st0.32 corr
N	22/01/2010	11:34	0.01	2671	177	0.09	23180	294	0.02	8265	442	0	990	496	1010 hPa	25.46 °C	1940.00 st0.32 corr
N	22/01/2010	11:49	0.01	2669	180	0.09	22424	297	0.02	9176	444	0.01	2035	498	1011 hPa	25.86 °C	1940.00 st0.32 corr
N	22/01/2010	12:04	0.01	2301	178	0.09	22330	295	0.02	8918	445	0.01	1406	500	1011 hPa	25.83 °C	1940.00 st0.32 corr
N	22/01/2010	12:19	0.01	2112	180	0.08	20383	297	0.02	8120	443	0.01	1614	498	1011 hPa	25.84 °C	1940.00 st0.32 corr
N	22/01/2010	12:34	0.01	1640	177	0.07	17560	295	0.02	7308	445	0.01	1503	500	1011 hPa	25.92 °C	1940.00 st0.32 corr
N	22/01/2010	12:49	0	1383	177	0.06	14376	293	0.02	7905	444	0.01	1413	500	1011 hPa	25.98 °C	1940.00 st0.32 corr
N	22/01/2010	13:04	0	1153	177	0.04	11608	294	0.01	6803	445	0.01	1393	500	1011 hPa	25.98 °C	1940.00 st0.32 corr
N	22/01/2010	13:19	0	568	178	0.04	9810	295	0.01	6135	444	0.01	1321	499	1011 hPa	25.91 °C	1940.00 st0.32 corr
N	22/01/2010	13:34	0	729	178	0.04	9547	295	0.01	5557	444	0	1019	498	1011 hPa	25.89 °C	1940.00 st0.32 corr
N	22/01/2010	13:49	0	900	177	0.03	8343	295	0.01	4872	444	0	812	498	1011 hPa	25.94 °C	1940.00 st0.32 corr
N	22/01/2010	14:04	0	1307	177	0.04	10067	296	0.01	4571	444	0.01	1155	498	1011 hPa	25.92 °C	1940.00 st0.32 corr
N	22/01/2010	14:19	0	627	177	0.04	11289	296	0.01	5357	445	0	692	499	1012 hPa	25.94 °C	1940.00 st0.32 corr
N	22/01/2010	14:34	0	1207	177	0.04	10216	294	0.01	5286	445	0	907	501	1012 hPa	25.94 °C	1940.00 st0.32 corr
N	22/01/2010	14:49	0	998	179	0.04	9710	295	0.01	5049	442	0	849	496	1012 hPa	25.92 °C	1940.00 st0.32 corr
N	22/01/2010	15:04	0	939	178	0.03	8312	296	0.01	5031	444	0	730	499	1012 hPa	25.92 °C	1940.00 st0.32 corr
N	22/01/2010	15:19	0	426	179	0.03	7653	295	0.01	4224	444	0	858	500	1012 hPa	25.84 °C	1940.00 st0.32 corr
N	22/01/2010	15:34	0	1074	180	0.04	9465	296	0.01	4468	444	0	548	499	1012 hPa	25.78 °C	1940.00 st0.32 corr
N	22/01/2010	15:49	0	845	180	0.03	8848	297	0.01	4846	444	0	867	497	1013 hPa	25.71 °C	1940.00 st0.32 corr
N	22/01/2010	16:04	0	662	177	0.03	8837	293	0.01	6859	445	0	1040	501	1013 hPa	25.66 °C	1940.00 st0.32 corr
N	22/01/2010	16:19	0	400	181	0.03	7085	298	0.02	8197	445	0	1008	499	1013 hPa	25.84 °C	1940.00 st0.32 corr
N	22/01/2010	16:34	0.01	3825	194	0.02	5423	298	0.02	7085	445	0	1064	500	1014 hPa	25.59 °C	1940.00 st0.31 corr
N	22/01/2010	16:49	0	1099	178	0.03	7003	295	0	863	432	0.01	1661	502	1013 hPa	25.61 °C	1940.00 st0.32 corr
N	22/01/2010	17:04	0	1011	178	0.04	11231	295	0.02	7014	443	0.01	1356	498	1014 hPa	25.68 °C	1940.00 st0.31 corr
N	22/01/2010	17:19	0.01	2437	179	0.08	21662	296	0.02	7591	444	0	1105	498	1014 hPa	25.65 °C	1940.00 st0.31 corr
N	22/01/2010	17:34	0.01	4333	178	0.13	33746	295	0.02	10140	444	0.01	1692	499	1014 hPa	25.50 °C	1940.00 st0.31 corr
N	22/01/2010	17:49	0.04	12762	180	0.21	55366	296	0.04	19492	444	0.01	2569	499	1015 hPa	26.15 °C	1940.00 st0.32 corr
N	22/01/2010	18:04	0.02	7632	178	0.2	52427	297	0.02	9814	432	0.03	5644	502	1015 hPa	25.68 °C	1940.00 st0.31 corr
N	22/01/2010	18:19	0.01	4444	178	0.15	40281	295	0.09	42341	442	0.02	4597	497	1015 hPa	25.43 °C	1940.00 st0.31 corr
N	22/01/2010	18:34	0.01	3291	179	0.13	35104	296	0.09	42429	443	0.02	5027	499	1016 hPa	25.53 °C	1940.00 st0.31 corr
N	22/01/2010	18:49	0.01	1633	179	0.09	23280	296	0.07	31691	445	0.02	3374	499	1016 hPa	25.75 °C	1940.00 st0.31 corr
N	22/01/2010	19:04	0.01	1818	179	0.08	20017	297	0.05	24666	446	0.01	2386	501	1017 hPa	25.34 °C	1940.00 st0.31 corr
N	22/01/2010	19:19	0.01	1694	182	0.07	18776	299	0.01	2502	433	0.01	1939	503	1017 hPa	25.76 °C	1940.00 st0.31 corr
N	22/01/2010	19:34	0	1459	178	0.06	14853	295	0.03	15672	444	0.01	1389	499	1017 hPa	25.26 °C	1940.00 st0.31 corr
N	22/01/2010	19:49	0	397	178	0.07	17291	295	0.03	14372	442	0.01	1837	497	1017 hPa	25.45 °C	1940.00 st0.31 corr
N	22/01/2010	20:04	0	1534	179	0.07	17111	296	0.03	13202	444	0.01	1974	500	1016 hPa	25.89 °C	1940.00 st0.31 corr
N	22/01/2010	20:19	0	1018	179	0.05	13987	296	0.02	11101	443	0.01	1577	498	1017 hPa	25.89 °C	1940.00 st0.31 corr
N	22/01/2010	20:34	0	1224	179	0.05	12919	297	0.02	8481	445	0.01	1292	500	1017 hPa	25.34 °C	1940.00 st0.31 corr
N	22/01/2010	20:49	0.01	1680	179	0.06	15580	296	0.02	8117	444	0.01	1359	500	1017 hPa	25.63 °C	1940.00 st0.31 corr
N	22/01/2010	21:04	0.01	1980	182	0.09	23078	299	0	1480	433	0.01	1695	503	1017 hPa	25.98 °C	1940.00 st0.31 corr
N	22/01/2010	21:19	0.01	1994	178	0.1	26550	295	0.02	9561	443	0.01	2822	498	1018 hPa	25.37 °C	1940.00 st0.31 corr
N	22/01/2010	21:34	0.01	3129	179	0.14	36151	296	0.03	13099	444	0.01	1951	498	1017 hPa	25.35 °C	1940.00 st0.31 corr
N	22/01/2010	21:49	0.02	5170	179	0.18	46152	296	0.04	16835	443	0.01	2256	498	1017 hPa	25.64 °C	1940.00 st0.31 corr
N	22/01/2010	22:04	0.03	8918	179	0.19	49794	296	0.04	19362	444	0.01	2651	499	1017 hPa	25.94 °C	1940.00 st0.31 corr
N	22/01/2010	22:19	0.04	12008	180	0.21	55246	297	0.05	23568	445	0.02	3513	500	1018 hPa	26.18 °C	1940.00 st0.31 corr
N	22/01/2010	22:34	0.04	11760	178	0.24	63419	296	0.05	25311	443	0.03	3592	498	1017 hPa	25.46 °C	1940.00 st0.31 corr
N	22/01/2010	22:49	0.03	10389	181	0.27	69065	299	0.01	4400	433	0.02	4127	502	1018 hPa	25.86 °C	1940.00 st0.31 corr
N	22/01/2010	23:04	0.03	8539	179	0.25	65476	295	0.06	26508	444	0.02	3961	499	1018 hPa	25.48 °C	1940.00 st0.31 corr
N	22/01/2010	23:19	0.02	7537	179	0.25	66267	296	0.06	28956	444	0.02	4401	498	1017 hPa	25.59 °C	1940.00 st0.31 corr
N	22/01/2010	23:34	0.02	7035	179	0.22	56903	297	0.07	33169	446	0.02	4796	501	1018 hPa	26.00 °C	1940.00 st0.31 corr
N	22/01/2010	23:49	0.01	3753	180	0.18	45558	297	0.07	31150	444	0.02	3775	501	1019 hPa	25.21 °C	1940.00 st0.31 corr
N	23/01/2010	00:04	0.01	2073	178	0.12	30027	296	0.05	22809	444	0.01	2677	500	1019 hPa	25.49 °C	1940.00 st0.31 corr
N	23/01/2010	00:19	0	1122	179	0.09	22211	298	0	1879	433	0.01	2952	503	1019 hPa	25.84 °C	1940.00 st0.31 corr
N	23/01/2010	00:34	0	914	179	0.06	15379	296	0.03	12613	444	0.01	1387	499	1019 hPa	25.53 °C	1940.00 st0.31 corr
N	23/01/2010	00:49	0	1212	180	0.08	20405	297	0.02	11484	445	0.01	1788	499	1019 hPa	25.39 °C	1940.00 st0.31 corr
N	23/01/2010	01:04	0.01	1811	180	0.09	24080	297	0.02	11284	446	0.01	2216	501	1018 hPa	25.60 °C	1940.00 st0.31 corr
N	23/01/2010	01:19	0.01	1620	179	0.08	20985	297	0.02	10489	445	0.01	2255	501	1019 hPa	25.81 °C	1940.00 st0.31 corr
N	23/01/2010	01:34	0	1101	182	0.06	16424	300	0.02	1192	434	0.01	1743	504	1019 hPa	26.08 °C	1940.00 st0.31 corr
N	23/01/2010	01:49	0	687	178	0.05	12156	296	0.02	7815	444	0.01	1456	500	1019 hPa	25.42 °C	1940.00 st0.31 corr
N	23/01/2010	02:04	0	930	179	0.05	12160	296	0.01	6886	444	0.01	1340	499	1019 hPa	25.40 °C	1940.00 st0.31 corr
N	23/01/2010	02:19	0	1307	180	0.06	15071	297	0.02	7009	446	0.01	1869	500	1019 hPa	25.63 °C	1940.00 st0.31 corr
N	23/01/2010	02:34	0	1536	179	0.06	15701	296	0.02	7467	446	0.01	2134	501	1020 hPa	25.82 °C	1940.00 st0.31 corr
N	23/01/2010	02:49	0	1327	179	0.06	15988	296	0.02	7488	445	0.01	2139	500	1019 hPa	26.04 °C	1940.00 st0.31 corr
N	23/01																

N	23/01/2010	16:33	0	896	180	0.04	10864	297	0.01	5525	445	0	1100	499	1019 hPa	25.71 °C	1940.00 st0.31 corr
N	23/01/2010	16:48	0	1247	180	0.04	10179	297	0.01	5719	446	0.01	1667	502	1020 hPa	25.90 °C	1940.00 st0.31 corr
N	23/01/2010	17:03	0	1039	179	0.05	12546	297	0.01	5177	446	0.01	1144	501	1020 hPa	26.01 °C	1940.00 st0.31 corr
N	23/01/2010	17:18	0.01	1684	179	0.06	16492	296	0.01	5975	445	0	956	500	1020 hPa	26.11 °C	1940.00 st0.31 corr
N	23/01/2010	17:33	0.01	2230	178	0.09	23543	296	0.01	6887	443	0.01	1623	499	1020 hPa	26.20 °C	1940.00 st0.31 corr
N	23/01/2010	17:48	0.01	2468	179	0.12	30069	296	0.02	8083	444	0.01	2356	499	1021 hPa	26.24 °C	1940.00 st0.31 corr
N	23/01/2010	18:03	0.01	2813	180	0.13	33768	297	0.02	8835	446	0.01	2765	500	1021 hPa	26.20 °C	1940.00 st0.31 corr
N	23/01/2010	18:18	0.01	3056	179	0.14	35915	297	0.02	10004	446	0.01	2113	501	1021 hPa	26.14 °C	1940.00 st0.31 corr
N	23/01/2010	18:33	0.01	2858	179	0.14	36366	296	0.02	10589	445	0.01	2392	501	1021 hPa	26.10 °C	1940.00 st0.31 corr
N	23/01/2010	18:48	0.01	3155	178	0.15	38678	296	0.02	11311	444	0.01	1385	499	1021 hPa	26.17 °C	1940.00 st0.31 corr
N	23/01/2010	19:03	0.01	2880	179	0.15	38646	295	0.03	11577	443	0.01	2488	498	1021 hPa	26.15 °C	1940.00 st0.31 corr
N	23/01/2010	19:18	0.01	2610	180	0.14	36787	297	0.03	11761	444	0.01	1925	499	1020 hPa	26.13 °C	1940.00 st0.31 corr
N	23/01/2010	19:34	0.01	2755	180	0.15	38023	297	0.02	11507	446	0.01	1958	501	1020 hPa	26.10 °C	1940.00 st0.31 corr
N	23/01/2010	19:48	0.01	2668	179	0.14	37486	297	0.03	11646	446	0.01	1864	501	1021 hPa	26.07 °C	1940.00 st0.31 corr
N	23/01/2010	20:03	0.01	2296	178	0.14	35283	296	0.02	11196	444	0.01	1895	500	1021 hPa	26.05 °C	1940.00 st0.31 corr
N	23/01/2010	20:19	0.01	2418	179	0.13	34313	296	0.02	11060	444	0.01	1524	499	1020 hPa	26.10 °C	1940.00 st0.31 corr
N	23/01/2010	20:34	0.01	2295	179	0.13	33290	296	0.02	10966	444	0.01	2885	499	1020 hPa	26.08 °C	1940.00 st0.31 corr
N	23/01/2010	20:49	0.01	2233	180	0.13	32852	297	0.02	10857	445	0.01	1661	500	1021 hPa	26.03 °C	1940.00 st0.31 corr
N	23/01/2010	21:03	0.01	2427	180	0.12	32249	298	0	1553	432	0.01	2887	502	1021 hPa	25.98 °C	1940.00 st0.31 corr
N	23/01/2010	21:18	0.01	2273	179	0.12	30793	297	0	1804	433	0.01	2585	502	1021 hPa	25.82 °C	1940.00 st0.31 corr
N	23/01/2010	21:33	0.01	1972	179	0.11	28629	296	0.02	19622	445	0.01	1462	501	1021 hPa	25.66 °C	1940.00 st0.31 corr
N	23/01/2010	21:48	0.01	1766	179	0.1	26523	297	0.02	19275	445	0.01	1815	500	1021 hPa	25.54 °C	1940.00 st0.31 corr
N	23/01/2010	22:03	0.07	20445	180	0.09	23293	297	0.02	8590	445	0.01	2608	500	1021 hPa	25.41 °C	1940.00 st0.31 corr
N	23/01/2010	22:18	0	1426	180	0.08	1594	296	0	1204	432	0.01	1340	502	1021 hPa	25.36 °C	1940.00 st0.31 corr
N	23/01/2010	22:33	0	1453	180	0.08	19983	298	0	1186	433	0.01	1161	504	1021 hPa	25.37 °C	1940.00 st0.31 corr
N	23/01/2010	22:48	0	716	179	0.07	17985	297	0.01	6883	446	0.01	1806	501	1021 hPa	25.35 °C	1940.00 st0.31 corr
N	23/01/2010	23:03	0	870	179	0.07	17183	297	0	19	437	0.01	1832	501	1021 hPa	25.38 °C	1940.00 st0.31 corr
N	23/01/2010	23:18	0	994	180	0.07	16952	297	0.01	6226	446	0.01	1720	501	1021 hPa	25.38 °C	1940.00 st0.31 corr
N	23/01/2010	23:33	0	867	181	0.06	15607	298	0	892	432	0	1011	502	1021 hPa	25.28 °C	1940.00 st0.31 corr
N	23/01/2010	23:48	0	812	180	0.05	13573	298	0	766	433	0	934	503	1021 hPa	25.16 °C	1940.00 st0.31 corr
N	24/01/2010	00:03	0	699	180	0.04	11274	298	0	531	434	0	904	505	1021 hPa	25.12 °C	1940.00 st0.31 corr
N	24/01/2010	00:18	0	386	180	0.03	8674	297	0	386	432	0	831	503	1022 hPa	25.00 °C	1940.00 st0.31 corr
N	24/01/2010	00:33	0	638	180	0.03	7276	297	0.01	3435	446	0	722	501	1021 hPa	24.91 °C	1940.00 st0.31 corr
N	24/01/2010	00:48	0	647	181	0.03	6737	298	0	13	439	0	575	502	1021 hPa	24.83 °C	1940.00 st0.31 corr
N	24/01/2010	01:03	0	721	181	0.03	6645	299	0	467	434	0	514	504	1021 hPa	24.70 °C	1940.00 st0.31 corr
N	24/01/2010	01:18	0	461	180	0.02	6403	298	0	371	434	0	647	505	1021 hPa	24.58 °C	1940.00 st0.31 corr
N	24/01/2010	01:33	0	329	180	0.02	5888	297	0	368	432	0	368	502	1021 hPa	24.61 °C	1940.00 st0.31 corr
N	24/01/2010	01:48	0	426	179	0.02	6415	297	0.01	2830	446	0	934	502	1021 hPa	24.73 °C	1940.00 st0.31 corr
N	24/01/2010	02:03	0	354	180	0.02	6390	297	0.01	2493	446	0	911	502	1021 hPa	24.81 °C	1940.00 st0.31 corr
N	24/01/2010	02:18	0	457	180	0.03	6702	298	0.01	3014	446	0	593	501	1021 hPa	24.84 °C	1940.00 st0.31 corr
N	24/01/2010	02:33	0	527	181	0.03	6739	299	0	373	433	0	482	503	1021 hPa	24.80 °C	1940.00 st0.31 corr
N	24/01/2010	02:48	0	849	181	0.03	6726	298	0	570	433	0	558	504	1021 hPa	24.78 °C	1940.00 st0.31 corr
N	24/01/2010	03:03	0	755	180	0.03	7008	297	0	640	432	0	683	503	1021 hPa	24.85 °C	1940.00 st0.31 corr
N	24/01/2010	03:18	0	802	179	0.03	7534	297	0.01	3152	446	0	490	502	1021 hPa	24.97 °C	1940.00 st0.31 corr
N	24/01/2010	03:33	0	399	180	0.03	7501	297	0.01	3028	445	0	693	500	1021 hPa	25.06 °C	1940.00 st0.31 corr
N	24/01/2010	03:48	0	733	180	0.03	8009	298	0.01	3551	446	0	591	501	1021 hPa	25.04 °C	1940.00 st0.31 corr
N	24/01/2010	04:03	0	630	181	0.03	7438	298	0	419	433	0	509	504	1021 hPa	24.97 °C	1940.00 st0.31 corr
N	24/01/2010	04:18	0	496	180	0.02	6405	298	0	588	433	0	566	504	1021 hPa	24.96 °C	1940.00 st0.31 corr
N	24/01/2010	04:33	0	676	180	0.02	5772	297	0	467	433	0	398	504	1022 hPa	24.92 °C	1940.00 st0.31 corr
N	24/01/2010	04:48	0	337	179	0.02	5001	297	0.01	2434	446	0	882	501	1022 hPa	24.82 °C	1940.00 st0.31 corr
N	24/01/2010	05:03	0	322	180	0.02	4908	297	0	2277	445	0	190	500	1022 hPa	24.79 °C	1940.00 st0.31 corr
N	24/01/2010	05:18	0	490	181	0.02	4534	299	0	500	433	0	449	504	1022 hPa	24.69 °C	1940.00 st0.31 corr
N	24/01/2010	05:33	0	204	181	0.02	3982	299	0	503	434	0	567	505	1021 hPa	24.46 °C	1940.00 st0.31 corr
N	24/01/2010	05:48	0	258	181	0.01	3833	299	0	182	435	0	15	476	1022 hPa	24.26 °C	1940.00 st0.31 corr
N	24/01/2010	06:03	0	286	181	0.01	3453	298	0	138	432	0	8	493	1022 hPa	24.14 °C	1940.00 st0.31 corr
N	24/01/2010	06:18	0	336	180	0.01	3313	298	0	228	435	0	311	504	1022 hPa	24.10 °C	1940.00 st0.31 corr
N	24/01/2010	06:33	0	195	181	0.01	3237	297	0	6	439	0	152	502	1021 hPa	24.07 °C	1940.00 st0.31 corr
N	24/01/2010	06:48	0	171	181	0.01	2699	298	0	32	438	0	697	502	1022 hPa	24.04 °C	1940.00 st0.31 corr
N	24/01/2010	07:03	0	359	182	0.01	2793	299	0	195	439	0	181	504	1021 hPa	24.01 °C	1940.00 st0.31 corr
N	24/01/2010	07:18	0	466	181	0.01	3243	299	0	192	435	0	63	486	1022 hPa	23.93 °C	1940.00 st0.31 corr
N	24/01/2010	07:33	0	158	181	0.01	3020	299	0	23	435	0	234	506	1022 hPa	23.92 °C	1940.00 st0.31 corr
N	24/01/2010	07:48	0	210	180	0.01	2611	298	0	227	434	0	218	504	1022 hPa	23.99 °C	1940.00 st0.31 corr
N	24/01/2010	08:03	0	184	180	0.01	2433	297	0	201	432	0	6	503	1022 hPa	24.13 °C	1940.00 st0.31 corr
N	24/01/2010	08:18	0	263	181	0.01	2954	298	0	127	446	0	365	502	1022 hPa	24.20 °C	1940.00 st0.31 corr
N	24/01/2010	08:33	0	380	182	0.01	3248	298	0	180	433	0	129	503	1023 hPa	24.21 °C	1940.00 st0.31 corr
N	24/01/2010	08:48	0	306	181	0.01	3570	299	0	236	434	0	21	475	1022 hPa	24.22 °C	1940.00 st0.31 corr
N	24/01/2010	09:03	0	269	181	0.01	3605	299	0	373	434	0	329	506	1023 hPa	24.21 °C	1940.00 st0.31 corr
N	24/01/2010	09:18	0	450	180	0.01	3760	298	0	636	433	0	180	504	1023 hPa	24.22 °C	1940.00 st0.31 corr
N	24/01/2010	09:33	0	672	180	0.02	4230	298	0	157	432	0	125	485	1023 hPa	24.22 °C	1940.00 st0.31 corr
N	24/01/2010	09:48	0	360	180	0.02	4902	298	0	1747	446	0	408	503	1023 hPa	24.24 °C	1940.00 st0.31 corr
N	24/01/2010	10:03	0	370	181	0.02	5425	298	0	1635	446	0	326	502	1023 hPa	24.33 °C	1940.00 st0.31 corr
N	24/01/2010	10:18	0	630	181	0.02	63										

N	24/01/2010	23:18	0	1221	179	0.05	12852	296	0.02	7796	445	0.01	1559	499	1025 hPa	25.38 °C	1940.00 st0.31 corr
N	24/01/2010	23:33	0	657	182	0.05	12938	300	0	623	434	0.01	1133	503	1024 hPa	25.86 °C	1940.00 st0.31 corr
N	24/01/2010	23:48	0	749	180	0.04	9930	297	0.01	5700	446	0.01	1269	503	1025 hPa	25.66 °C	1940.00 st0.31 corr
N	25/01/2010	00:03	0	625	180	0.04	9451	297	0.01	5133	446	0	904	500	1025 hPa	25.56 °C	1940.00 st0.31 corr
N	25/01/2010	00:18	0	754	180	0.04	9584	297	0.01	4873	446	0	1092	501	1024 hPa	25.43 °C	1940.00 st0.31 corr
N	25/01/2010	00:33	0	866	179	0.04	11602	297	0.01	5521	446	0	861	501	1024 hPa	25.02 °C	1940.00 st0.31 corr
N	25/01/2010	00:48	0	1222	182	0.05	12887	300	0	1039	434	0	1067	504	1024 hPa	25.66 °C	1940.00 st0.31 corr
N	25/01/2010	01:03	0	1043	179	0.04	11638	296	0.02	8327	444	0	111	499	1025 hPa	25.20 °C	1940.00 st0.31 corr
N	25/01/2010	01:18	0	1297	180	0.05	14160	298	0.01	2406	435	0.01	2170	505	1025 hPa	25.66 °C	1940.00 st0.31 corr
N	25/01/2010	01:33	0	1210	180	0.05	12547	297	0.04	16445	445	0.01	1953	499	1026 hPa	25.71 °C	1940.00 st0.31 corr
N	25/01/2010	01:48	0	925	180	0.04	10031	297	0.04	16710	446	0.01	1124	501	1025 hPa	25.65 °C	1940.00 st0.31 corr
N	25/01/2010	02:03	0	583	179	0.03	8467	297	0.03	14052	446	0.01	2051	501	1026 hPa	26.08 °C	1940.00 st0.31 corr
N	25/01/2010	02:18	0	464	183	0.03	7719	300	0	1279	434	0.01	1371	504	1026 hPa	25.75 °C	1940.00 st0.31 corr
N	25/01/2010	02:33	0	316	178	0.02	6378	296	0.02	8577	444	0.01	1497	499	1026 hPa	25.32 °C	1940.00 st0.31 corr
N	25/01/2010	02:48	0	441	180	0.03	7000	299	0	863	435	0.01	1282	505	1026 hPa	25.79 °C	1940.00 st0.31 corr
N	25/01/2010	03:03	0	361	180	0.02	5339	297	0.01	6438	446	0	784	501	1026 hPa	25.77 °C	1940.00 st0.31 corr
N	25/01/2010	03:18	0	629	180	0.02	6111	298	0	782	432	0.01	1214	502	1025 hPa	25.71 °C	1940.00 st0.31 corr
N	25/01/2010	03:33	0	738	180	0.03	6549	298	0	636	433	0.01	1121	502	1026 hPa	26.09 °C	1940.00 st0.31 corr
N	25/01/2010	03:48	0	606	179	0.02	6211	297	0.01	3915	446	0	581	502	1026 hPa	25.46 °C	1940.00 st0.31 corr
N	25/01/2010	04:03	0	278	179	0.02	4554	296	0.01	3588	445	0	584	501	1026 hPa	25.70 °C	1940.00 st0.31 corr
N	25/01/2010	04:18	0	464	179	0.01	3730	297	0	496	434	0	320	504	1026 hPa	26.00 °C	1940.00 st0.31 corr
N	25/01/2010	04:33	0	197	181	0.01	3277	298	0	26	436	0	300	501	1026 hPa	25.80 °C	1940.00 st0.31 corr
N	25/01/2010	04:48	0	167	180	0.01	3499	298	0	317	433	0	512	502	1026 hPa	25.32 °C	1940.00 st0.31 corr
N	25/01/2010	05:03	0	232	180	0.01	3098	298	0	277	433	0	288	503	1027 hPa	25.54 °C	1940.00 st0.31 corr
N	25/01/2010	05:18	0	261	183	0.01	3243	301	0	140	436	0	621	509	1026 hPa	25.86 °C	1940.00 st0.31 corr
N	25/01/2010	05:33	0	137	179	0.01	3301	296	0	1772	445	0	283	502	1027 hPa	25.29 °C	1940.00 st0.31 corr
N	25/01/2010	05:48	0	527	180	0.01	3529	297	0.01	2733	445	0	540	501	1026 hPa	25.54 °C	1940.00 st0.31 corr
N	25/01/2010	06:03	0.02	6453	180	0.01	3852	297	0	1973	432	0	266	503	1026 hPa	25.97 °C	1940.00 st0.31 corr
N	25/01/2010	06:18	0	445	181	0.02	3954	298	0	233	433	0	348	503	1028 hPa	25.95 °C	1940.00 st0.31 corr
N	25/01/2010	06:33	0	254	181	0.01	3818	299	0	119	435	0	358	507	1027 hPa	25.32 °C	1940.00 st0.31 corr
N	25/01/2010	06:48	0	419	180	0.02	4266	297	0	448	432	0	607	502	1027 hPa	25.56 °C	1940.00 st0.31 corr
N	25/01/2010	07:03	0	356	179	0.02	4604	297	0	11	436	0	383	501	1028 hPa	25.90 °C	1940.00 st0.31 corr
N	25/01/2010	07:18	0	528	180	0.02	4989	297	0	2108	446	0	245	501	1027 hPa	26.11 °C	1940.00 st0.31 corr
N	25/01/2010	07:33	0	518	181	0.02	4154	298	0	542	432	0	13	509	1028 hPa	26.15 °C	1940.00 st0.31 corr
N	25/01/2010	07:48	0	401	180	0.02	4317	298	0	435	433	0	83	504	1029 hPa	26.05 °C	1940.00 st0.31 corr
N	25/01/2010	08:03	0	551	180	0.02	4852	298	0	378	433	0	341	506	1028 hPa	25.99 °C	1940.00 st0.31 corr
N	25/01/2010	08:18	0	569	179	0.02	5012	297	0	291	432	0	343	502	1029 hPa	26.01 °C	1940.00 st0.31 corr
N	25/01/2010	08:33	0	755	180	0.02	5986	297	0.01	2533	445	0	350	501	1029 hPa	26.05 °C	1940.00 st0.31 corr
N	25/01/2010	08:48	0	511	181	0.03	7434	298	0	337	432	0	628	502	1029 hPa	26.01 °C	1940.00 st0.31 corr
N	25/01/2010	09:03	0	766	181	0.03	8933	299	0	481	434	0	632	503	1030 hPa	26.01 °C	1940.00 st0.31 corr
N	25/01/2010	09:18	0	963	180	0.03	8677	298	0	420	434	0	781	506	1029 hPa	26.05 °C	1940.00 st0.31 corr
N	25/01/2010	09:33	0	574	179	0.03	7327	297	0	393	432	0	572	502	1030 hPa	26.07 °C	1940.00 st0.31 corr
N	25/01/2010	09:48	0	514	180	0.03	6963	299	0	502	437	0	428	508	1029 hPa	26.20 °C	1940.00 st0.31 corr
N	25/01/2010	10:03	0	512	181	0.02	6099	297	0	1	439	0	9	507	1031 hPa	25.64 °C	1940.00 st0.31 corr
N	25/01/2010	10:18	0	551	181	0.03	6715	299	0	369	433	0	371	504	1030 hPa	25.27 °C	1940.00 st0.31 corr
N	25/01/2010	10:33	0	982	181	0.03	8256	299	0	415	434	0	674	504	1030 hPa	25.54 °C	1940.00 st0.31 corr
N	25/01/2010	10:48	0	770	182	0.03	8190	300	0.01	3061	450	0	596	505	1031 hPa	25.90 °C	1940.00 st0.31 corr
N	25/01/2010	11:03	0	600	180	0.03	7322	298	0	271	432	0	683	503	1031 hPa	25.32 °C	1940.00 st0.31 corr
N	25/01/2010	11:18	0	464	183	0.03	7579	301	0	9	441	0	536	505	1030 hPa	25.82 °C	1940.00 st0.31 corr
N	25/01/2010	11:33	0	629	180	0.03	7023	299	0	456	436	0.01	1506	489	1031 hPa	25.58 °C	1940.00 st0.31 corr
N	25/01/2010	11:48	0	634	179	0.03	7715	298	0	586	435	0	1714	506	1031 hPa	25.45 °C	1940.00 st0.31 corr
N	25/01/2010	12:03	0	735	180	0.03	8949	299	0	423	435	0	729	505	1031 hPa	25.46 °C	1940.00 st0.31 corr
N	25/01/2010	12:18	0	905	184	0.03	8843	301	0	603	435	0	388	504	1031 hPa	25.62 °C	1940.00 st0.31 corr
N	25/01/2010	12:33	0	1138	179	0.04	10606	297	0	580	432	0	459	504	1031 hPa	25.59 °C	1940.00 st0.31 corr
N	25/01/2010	12:48	0	1365	183	0.05	12764	299	0	766	442	0	774	504	1030 hPa	25.79 °C	1940.00 st0.31 corr
N	25/01/2010	13:03	0	912	180	0.05	12399	297	0	527	436	0	949	505	1030 hPa	25.67 °C	1940.00 st0.31 corr
N	25/01/2010	13:18	0	341	183	0.04	9776	300	0	727	433	0	702	503	1030 hPa	25.68 °C	1940.00 st0.31 corr
N	25/01/2010	13:33	0	941	181	0.03	6592	298	0	608	433	0	473	504	1030 hPa	25.77 °C	1940.00 st0.31 corr
N	25/01/2010	13:48	0	356	179	0.02	5566	298	0	499	436	0	578	507	1030 hPa	25.75 °C	1940.00 st0.31 corr
N	25/01/2010	14:03	0	587	180	0.02	6219	297	0	626	432	0	375	501	1031 hPa	25.85 °C	1940.00 st0.31 corr
N	25/01/2010	14:18	0	414	181	0.03	6844	300	0	464	435	0	15	489	1029 hPa	25.78 °C	1940.00 st0.31 corr
N	25/01/2010	14:33	0	644	181	0.03	7107	298	0	420	433	0	736	504	1030 hPa	25.67 °C	1940.00 st0.31 corr
N	25/01/2010	14:48	0	602	181	0.03	7186	299	0	722	433	0	502	504	1030 hPa	25.68 °C	1940.00 st0.31 corr
N	25/01/2010	15:03	0	409	180	0.03	7174	297	0	616	434	0	402	505	1030 hPa	25.73 °C	1940.00 st0.31 corr
N	25/01/2010	15:18	0	521	183	0.03	8348	300	0	310	434	0	454	504	1030 hPa	25.75 °C	1940.00 st0.31 corr
N	25/01/2010	15:33	0	661	179	0.03	6965	297	0	605	432	0	429	501	1030 hPa	25.74 °C	1940.00 st0.31 corr
N	25/01/2010	15:48	0	306	179	0.03	6508	297	0.01	3019	446	0	739	502	1031 hPa	25.98 °C	1940.00 st0.31 corr
N	25/01/2010	16:03	0	714	181	0.03	7215	298	0.01	2784	446	0	285	501	1030 hPa	26.12 °C	1940.00 st0.31 corr
N	25/01/2010	16:18	0	583	180	0.03	7824	300	0	2253	450	0	337	507	1031 hPa	26.05 °C	1940.00 st0.31 corr
N	25/01/2010	16:33	0	602	180	0.03	8315	298	0.01	2649	446	0	675	502	1030 hPa	25.90 °C	1940.00 st0.31 corr
N	25/01/2010	16:48	0	892	181	0.03	8761	299	0	723	434	0	637	504	1031 hPa	25.86 °C	1940.00 st0.31 corr
N	25/01/2010	17:03	0	524	180	0.03	8687	298	0	552	434	0	579	505	1031 hPa	26.19 °C	1940.00 st0.31 corr
N	25/01/2010	17:18	0	843	180	0.03	8788	298	0	585							

N	26/01/2010	06:03	0	405	182	0.03	6677	301	0	305	437	0	238	508	1038 hPa	23.34 °C	1940.00 st0.31 corr
N	26/01/2010	06:18	0	676	183	0.02	6310	301	0	225	437	0	333	508	1036 hPa	23.36 °C	1945.00 st0.31 corr
N	26/01/2010	06:33	0	704	183	0.02	6087	301	0	442	437	0	296	508	1036 hPa	23.26 °C	1945.00 st0.30 corr
N	26/01/2010	06:48	0	857	184	0.02	6493	302	0	957	438	0	701	508	1038 hPa	23.23 °C	1940.00 st0.31 corr
N	26/01/2010	07:03	0	885	184	0.03	7629	302	0	223	439	0	1	497	1036 hPa	23.29 °C	1950.00 st0.30 corr
N	26/01/2010	07:18	0	464	183	0.03	7832	302	0	466	439	0	10	475	1034 hPa	23.34 °C	1955.00 st0.30 corr
N	26/01/2010	07:33	0	712	183	0.03	8383	301	0	527	436	0	542	508	1034 hPa	23.39 °C	1960.00 st0.30 corr
N	26/01/2010	07:48	0	1064	182	0.04	10556	300	0	470	436	0	498	508	1036 hPa	23.47 °C	1950.00 st0.31 corr
N	26/01/2010	08:03	0.01	1557	183	0.06	16794	301	0	881	436	0	908	508	1038 hPa	23.54 °C	1945.00 st0.30 corr
N	26/01/2010	08:18	0	1472	184	0.07	16774	302	0	632	437	0.01	1112	509	1038 hPa	23.54 °C	1945.00 st0.30 corr
N	26/01/2010	08:33	0.01	1574	184	0.07	19271	303	0	778	439	0	15	496	1036 hPa	23.48 °C	1955.00 st0.30 corr
N	26/01/2010	08:48	0.01	1724	184	0.08	19687	302	0	985	439	0	50	495	1036 hPa	23.41 °C	1955.00 st0.30 corr
N	26/01/2010	09:03	0.01	1916	183	0.08	20409	301	0	817	439	0	31	494	1035 hPa	23.29 °C	1960.00 st0.30 corr
N	26/01/2010	09:18	0.01	2261	183	0.1	25082	301	0	1059	437	0.01	1274	509	1036 hPa	23.31 °C	1955.00 st0.30 corr
N	26/01/2010	09:33	0	1414	183	0.09	23558	301	0	1012	437	0.01	1831	508	1036 hPa	23.37 °C	1955.00 st0.30 corr
N	26/01/2010	09:48	0.01	2055	183	0.09	22696	301	0	969	437	0.01	1248	508	1035 hPa	23.49 °C	1960.00 st0.30 corr
N	26/01/2010	10:03	0.01	2043	184	0.09	22598	302	0	868	438	0	25	477	1039 hPa	23.66 °C	1940.00 st0.31 corr
N	26/01/2010	10:18	0.01	2729	183	0.1	25408	301	0	1210	438	0.01	1248	509	1039 hPa	23.86 °C	1940.00 st0.31 corr
N	26/01/2010	10:33	0.01	2859	182	0.11	28968	301	0	1494	438	0.01	1949	509	1036 hPa	24.15 °C	1955.00 st0.30 corr
N	26/01/2010	10:48	0	1198	181	0.09	23145	299	0	1346	435	0.01	1547	506	1038 hPa	24.48 °C	1945.00 st0.31 corr
N	26/01/2010	11:03	0.01	1840	181	0.09	22769	298	0	1214	433	0	874	504	1039 hPa	24.90 °C	1940.00 st0.31 corr
N	26/01/2010	11:18	0.01	1824	181	0.09	22540	298	0	1275	435	0.01	1967	508	1039 hPa	25.54 °C	1940.00 st0.31 corr
N	26/01/2010	11:33	0.01	2688	181	0.1	27014	298	0	1206	435	0.01	1673	505	1038 hPa	25.91 °C	1945.00 st0.31 corr
N	26/01/2010	11:48	0	1212	181	0.09	22989	298	0	1359	435	0.01	2345	507	1038 hPa	25.60 °C	1940.00 st0.31 corr
N	26/01/2010	12:03	0.01	2079	180	0.08	21958	298	0	1400	435	0.01	1779	507	1039 hPa	25.67 °C	1940.00 st0.31 corr
N	26/01/2010	12:18	0.01	1975	183	0.08	20296	300	0	1720	435	0.01	2077	505	1038 hPa	25.98 °C	1945.00 st0.31 corr
N	26/01/2010	12:33	0	1103	180	0.07	17889	298	0	944	435	0.01	1236	507	1039 hPa	25.81 °C	1940.00 st0.31 corr
N	26/01/2010	12:48	0.01	1650	183	0.07	18559	300	0	1208	434	0.01	1262	504	1039 hPa	25.87 °C	1940.00 st0.31 corr
N	26/01/2010	13:03	0.01	1610	181	0.07	17804	300	0	1149	434	0	960	504	1038 hPa	25.87 °C	1940.00 st0.31 corr
N	26/01/2010	13:18	0	1306	180	0.07	18129	299	0	1127	436	0.01	1242	506	1038 hPa	25.85 °C	1945.00 st0.31 corr
N	26/01/2010	13:33	0	1380	180	0.07	18744	299	0	1111	436	0.01	1313	506	1039 hPa	25.90 °C	1940.00 st0.31 corr
N	26/01/2010	13:48	0	1128	180	0.07	16986	297	0	849	433	0.01	1518	505	1038 hPa	26.00 °C	1940.00 st0.31 corr
N	26/01/2010	14:03	0	1498	182	0.06	16442	298	0	931	433	0	1066	505	1038 hPa	26.15 °C	1940.00 st0.31 corr
N	26/01/2010	14:18	0	1454	182	0.06	14694	299	0	1048	435	0.01	1444	506	1038 hPa	26.01 °C	1940.00 st0.31 corr
N	26/01/2010	14:33	0	710	183	0.05	11840	299	0	869	435	0	991	507	1037 hPa	25.91 °C	1945.00 st0.31 corr
N	26/01/2010	14:48	0	795	183	0.04	9360	299	0	747	436	0.01	1300	507	1036 hPa	25.90 °C	1945.00 st0.31 corr
N	26/01/2010	15:03	0	526	182	0.03	8255	299	0	748	434	0.01	1486	488	1037 hPa	25.92 °C	1945.00 st0.31 corr
N	26/01/2010	15:18	0	682	183	0.04	9492	300	0	900	435	0.01	1462	505	1038 hPa	25.91 °C	1940.00 st0.31 corr
N	26/01/2010	15:33	0	1207	180	0.04	10741	298	0	801	436	0.01	1117	507	1037 hPa	25.86 °C	1945.00 st0.31 corr
N	26/01/2010	15:48	0	973	183	0.04	10907	300	0	906	434	0.01	1202	505	1038 hPa	25.85 °C	1940.00 st0.31 corr
N	26/01/2010	16:03	0	1137	184	0.04	11687	301	0	887	436	0.01	1155	506	1039 hPa	25.85 °C	1940.00 st0.31 corr
N	26/01/2010	16:18	0	1329	181	0.05	12652	299	0	678	434	0.01	1209	505	1039 hPa	25.89 °C	1940.00 st0.31 corr
N	26/01/2010	16:33	0	1133	181	0.04	11656	299	0	772	434	0	1068	504	1039 hPa	25.62 °C	1940.00 st0.31 corr
N	26/01/2010	16:48	0.01	1556	181	0.05	13983	299	0	738	435	0.01	1330	506	1038 hPa	25.58 °C	1940.00 st0.31 corr
N	26/01/2010	17:03	0.01	2088	182	0.08	19590	300	0	1027	436	0.01	1422	507	1038 hPa	25.52 °C	1945.00 st0.31 corr
N	26/01/2010	17:18	0	1494	185	0.08	21859	302	0	1578	438	0.01	1750	509	1039 hPa	25.38 °C	1940.00 st0.31 corr
N	26/01/2010	17:33	0.01	1775	181	0.09	22477	301	0	1697	438	0.01	1866	509	1039 hPa	25.22 °C	1940.00 st0.31 corr
N	26/01/2010	17:48	0.01	1556	181	0.1	26182	298	0	1228	432	0.01	1511	502	1036 hPa	25.19 °C	1955.00 st0.31 corr
N	26/01/2010	18:03	0.01	3158	181	0.15	38188	301	0	1617	438	0.01	2900	508	1039 hPa	25.64 °C	1940.00 st0.31 corr
N	26/01/2010	18:18	0.01	4356	182	0.18	46734	299	0	2303	434	0.01	2265	504	1039 hPa	25.85 °C	1945.00 st0.31 corr
N	26/01/2010	18:33	0.02	4715	181	0.2	52433	299	0.01	2824	435	0.01	2478	505	1039 hPa	25.77 °C	1945.00 st0.31 corr
N	26/01/2010	18:48	0.01	4314	184	0.19	50221	301	0.01	3433	437	0.01	3663	508	1039 hPa	25.47 °C	1940.00 st0.31 corr
N	26/01/2010	19:03	0.01	4151	181	0.19	50611	298	0.01	4294	434	0.01	4642	504	1040 hPa	25.16 °C	1940.00 st0.31 corr
N	26/01/2010	19:18	0.02	4874	185	0.22	57121	302	0.01	4541	436	0.02	5321	507	1040 hPa	25.77 °C	1940.00 st0.31 corr
N	26/01/2010	19:33	0.02	5202	181	0.22	57508	298	0.01	4660	436	0.02	4903	507	1040 hPa	25.55 °C	1940.00 st0.31 corr
N	26/01/2010	19:48	0.02	4863	182	0.2	52459	299	0.01	4757	438	0.02	5519	504	1039 hPa	25.47 °C	1945.00 st0.31 corr
N	26/01/2010	20:03	0.01	3691	182	0.16	47458	300	0.01	3194	435	0.03	6670	506	1040 hPa	25.35 °C	1940.00 st0.31 corr
N	26/01/2010	20:18	0.01	3272	182	0.16	40447	300	0.01	6216	436	0.03	6602	506	1040 hPa	25.75 °C	1940.00 st0.31 corr
N	26/01/2010	20:33	0.01	3279	181	0.13	35013	299	0.01	5176	434	0.02	5187	505	1039 hPa	25.33 °C	1940.00 st0.31 corr
N	26/01/2010	20:48	0.01	3831	184	0.15	39377	301	0.01	6007	437	0.02	5049	507	1039 hPa	25.86 °C	1940.00 st0.31 corr
N	26/01/2010	21:03	0.01	4446	181	0.15	40238	298	0.01	4149	433	0.02	4144	504	1040 hPa	25.34 °C	1940.00 st0.31 corr
N	26/01/2010	21:18	0.01	4444	181	0.16	42438	300	0.01	4638	438	0.02	4832	509	1039 hPa	25.59 °C	1940.00 st0.31 corr
N	26/01/2010	21:33	0.01	4581	181	0.16	40706	299	0.01	5485	433	0.02	5322	503	1040 hPa	25.51 °C	1945.00 st0.31 corr
N	26/01/2010	21:48	0.02	5197	182	0.17	43856	300	0.01	5311	435	0.03	5578	505	1039 hPa	25.44 °C	1940.00 st0.31 corr
N	26/01/2010	22:03	0.01	3229	182	0.16	42093	300	0.01	6062	435	0.03	6349	506	1040 hPa	25.76 °C	1940.00 st0.31 corr
N	26/01/2010	22:18	0.01	2524	181	0.14	36349	299	0.01	6253	435	0.03	5812	506	1039 hPa	25.26 °C	1945.00 st0.31 corr
N	26/01/2010	22:33	0.01	3528	185	0.13	33716	302	0.01	5886	438	0.03	5770	509	1039 hPa	25.67 °C	1940.00 st0.31 corr
N	26/01/2010	22:48	0.01	2578	181	0.12	32166	299	0.01	4697	435	0.02	4394	505	1037 hPa	25.16 °C	1955.00 st0.31 corr
N	26/01/2010	23:03	0.01	3566	181	0.12	32385	299	0.01	4057	434	0.02	4620	505	1039 hPa	25.34 °C	1945.00 st0.31 corr
N	26/01/2010	23:18	0.01	2450	182	0.13	34159	299	0.01	4270	434	0.02	4412	504	1040 hPa	25.69 °C	1940.00 st0.31 corr
N	26/01/2010	23:33	0.01														

N	27/01/2010	12:48	0	14	179	0.01	2380	301	0	240	435	0	13	486	1031 hPa	25.31 °C	1940.00 st0.31 corr
N	27/01/2010	13:03	0	67	180	0.01	2197	299	0	1663	451	0	398	507	1030 hPa	25.41 °C	1940.00 st0.31 corr
N	27/01/2010	13:18	0	163	180	0.01	2155	297	0	225	434	0	54	487	1030 hPa	25.54 °C	1940.00 st0.31 corr
N	27/01/2010	13:33	0	255	180	0.01	2209	297	0	218	432	0	203	502	1030 hPa	25.62 °C	1940.00 st0.31 corr
N	27/01/2010	13:48	0	371	180	0.01	3440	298	0	396	434	0	699	504	1030 hPa	25.55 °C	1940.00 st0.31 corr
N	27/01/2010	14:03	0	533	181	0.01	3335	299	0	485	434	0	568	504	1029 hPa	25.48 °C	1940.00 st0.31 corr
N	27/01/2010	14:18	0	401	183	0.01	3357	300	0	553	435	0	991	506	1029 hPa	25.37 °C	1940.00 st0.31 corr
N	27/01/2010	14:33	0	231	179	0.01	3443	297	0.01	3494	446	0	397	501	1029 hPa	25.19 °C	1940.00 st0.31 corr
N	27/01/2010	14:48	0	470	181	0.01	2909	300	0	351	436	0	484	506	1027 hPa	25.62 °C	1940.00 st0.31 corr
N	27/01/2010	15:03	0	715	180	0.02	4407	298	0	394	432	0	489	501	1028 hPa	25.71 °C	1940.00 st0.31 corr
N	27/01/2010	15:18	0	320	180	0.01	3627	298	0	695	433	0	393	503	1027 hPa	25.64 °C	1940.00 st0.31 corr
N	27/01/2010	15:33	0	569	180	0.02	4113	298	0	497	433	0	632	503	1027 hPa	25.36 °C	1940.00 st0.31 corr
N	27/01/2010	15:48	0	567	180	0.01	3096	298	0	584	433	0	655	503	1027 hPa	25.93 °C	1940.00 st0.31 corr
N	27/01/2010	16:03	0	309	183	0.01	3483	301	0.01	2986	450	0	499	505	1027 hPa	25.55 °C	1940.00 st0.31 corr
N	27/01/2010	16:18	0	225	179	0.01	2885	296	0.01	3061	445	0	528	500	1027 hPa	25.24 °C	1940.00 st0.31 corr
N	27/01/2010	16:33	0	132	179	0.01	2447	298	0	436	435	0	365	505	1025 hPa	25.70 °C	1940.00 st0.31 corr
N	27/01/2010	16:48	0	143	180	0.01	2414	297	0.01	4130	445	0	836	500	1027 hPa	25.75 °C	1940.00 st0.31 corr
N	27/01/2010	17:03	0	280	180	0.01	2546	297	0	1005	432	0	502	502	1025 hPa	25.67 °C	1940.00 st0.31 corr
N	27/01/2010	17:18	0	176	181	0.01	2449	297	0	899	432	0	648	502	1025 hPa	26.10 °C	1940.00 st0.31 corr
N	27/01/2010	17:33	0	424	183	0.01	2695	300	0	366	435	0	360	505	1026 hPa	25.69 °C	1940.00 st0.31 corr
N	27/01/2010	17:48	0	314	179	0.01	3348	299	0	536	435	0	688	505	1026 hPa	25.28 °C	1940.00 st0.31 corr
N	27/01/2010	18:03	0	288	179	0.01	3167	299	0.01	2968	444	0	532	499	1026 hPa	25.20 °C	1940.00 st0.31 corr
N	27/01/2010	18:18	0	387	180	0.01	3303	296	0	446	435	0	830	505	1024 hPa	25.63 °C	1940.00 st0.31 corr
N	27/01/2010	18:33	0	298	180	0.02	4757	297	0	15	438	0	464	501	1025 hPa	25.81 °C	1940.00 st0.31 corr
N	27/01/2010	18:48	0	98	180	0.01	2941	297	0.01	3013	446	0	537	502	1025 hPa	25.81 °C	1940.00 st0.31 corr
N	27/01/2010	19:03	0	345	181	0.01	2480	298	0	654	433	0	313	503	1025 hPa	25.58 °C	1940.00 st0.31 corr
N	27/01/2010	19:18	0	84	178	0.01	2297	300	0	533	434	0	671	504	1025 hPa	25.37 °C	1940.00 st0.31 corr
N	27/01/2010	19:33	0	141	183	0.01	2101	300	0	370	434	0	619	504	1024 hPa	25.20 °C	1940.00 st0.31 corr
N	27/01/2010	19:48	0	209	179	0.01	2033	298	0	297	435	0	372	504	1025 hPa	25.15 °C	1940.00 st0.31 corr
N	27/01/2010	20:03	0	181	179	0.01	1961	296	0	378	433	0	351	504	1025 hPa	25.16 °C	1940.00 st0.31 corr
N	27/01/2010	20:18	0	91	171	0.01	1763	297	0	2297	445	0	176	502	1024 hPa	25.21 °C	1940.00 st0.31 corr
N	27/01/2010	20:33	0	144	179	0.01	1831	297	0	2293	445	0	290	501	1025 hPa	25.22 °C	1940.00 st0.31 corr
N	27/01/2010	20:48	0	134	180	0.01	2187	297	0.01	2638	446	0	356	501	1025 hPa	25.21 °C	1940.00 st0.31 corr
N	27/01/2010	21:03	0	196	179	0.01	2299	297	0	238	432	0	435	503	1024 hPa	25.25 °C	1940.00 st0.31 corr
N	27/01/2010	21:18	0	66	182	0.01	1943	298	0	495	433	0	236	486	1025 hPa	26.02 °C	1940.00 st0.31 corr
N	27/01/2010	21:33	0	29	178	0.01	1702	296	0	1264	445	0	252	501	1025 hPa	25.52 °C	1940.00 st0.31 corr
N	27/01/2010	21:48	0	299	181	0.01	1959	299	0	221	434	0	143	505	1025 hPa	25.94 °C	1940.00 st0.31 corr
N	27/01/2010	22:03	0	189	179	0.01	1862	297	0	1748	446	0	498	499	1026 hPa	25.70 °C	1940.00 st0.31 corr
N	27/01/2010	22:18	0	179	180	0.01	2279	298	0	1678	446	0	2	475	1024 hPa	25.76 °C	1940.00 st0.31 corr
N	27/01/2010	22:33	0	195	180	0.01	2110	298	0	145	432	0	121	484	1025 hPa	25.99 °C	1940.00 st0.31 corr
N	27/01/2010	22:48	0	331	179	0.01	2159	297	0	89	432	0	144	503	1025 hPa	25.48 °C	1940.00 st0.31 corr
N	27/01/2010	23:03	0	267	184	0.01	2276	300	0	190	436	0	280	506	1025 hPa	25.90 °C	1940.00 st0.31 corr
N	27/01/2010	23:18	0	72	178	0.01	1637	296	0	915	445	0	444	500	1025 hPa	25.39 °C	1940.00 st0.31 corr
N	27/01/2010	23:33	0	308	179	0.01	2038	298	0	210	435	0	338	506	1024 hPa	25.74 °C	1940.00 st0.31 corr
N	27/01/2010	23:48	0	258	180	0.01	1661	297	0	2225	445	0	475	501	1025 hPa	25.70 °C	1940.00 st0.31 corr
N	28/01/2010	00:03	0	179	180	0.01	1810	298	0	272	432	0	187	501	1024 hPa	25.58 °C	1940.00 st0.31 corr
N	28/01/2010	00:18	0	503	180	0.01	2435	298	0	279	432	0	460	503	1024 hPa	25.94 °C	1940.00 st0.31 corr
N	28/01/2010	00:33	0	352	179	0.01	2853	297	0	2204	446	0	349	501	1023 hPa	25.43 °C	1940.00 st0.31 corr
N	28/01/2010	00:48	0	278	182	0.01	1980	300	0	179	435	0	223	505	1023 hPa	25.90 °C	1940.00 st0.31 corr
N	28/01/2010	01:03	0	52	168	0.01	1545	296	0	1259	444	0	216	500	1023 hPa	25.41 °C	1940.00 st0.31 corr
N	28/01/2010	01:18	0	111	181	0.01	1404	297	0	1827	445	0	100	483	1023 hPa	25.47 °C	1940.00 st0.31 corr
N	28/01/2010	01:33	0	13	177	0.01	1384	297	0	2	437	0	103	502	1022 hPa	25.86 °C	1940.00 st0.31 corr
N	28/01/2010	01:48	0	26	176	0	1134	298	0	60	432	0	153	483	1023 hPa	26.04 °C	1940.00 st0.31 corr
N	28/01/2010	02:03	0	170	180	0	1217	297	0	318	433	0	533	501	1022 hPa	25.42 °C	1940.00 st0.31 corr
N	28/01/2010	02:18	0	157	183	0	1053	300	0	121	436	0	45	488	1022 hPa	25.77 °C	1940.00 st0.31 corr
N	28/01/2010	02:33	0	45	179	0	845	296	0	1599	438	0	80	483	1022 hPa	25.32 °C	1940.00 st0.31 corr
N	28/01/2010	02:48	0	86	180	0	1073	296	0	1539	444	0	319	498	1021 hPa	25.48 °C	1940.00 st0.31 corr
N	28/01/2010	03:03	0	87	180	0.01	1370	297	0	1609	446	0	7	509	1021 hPa	25.96 °C	1940.00 st0.31 corr
N	28/01/2010	03:18	0	13	173	0.01	1558	297	0	357	432	0	227	500	1022 hPa	26.03 °C	1940.00 st0.31 corr
N	28/01/2010	03:33	0	13	174	0	976	297	0	7	438	0	9	486	1021 hPa	25.46 °C	1940.00 st0.31 corr
N	28/01/2010	03:48	0	23	172	0	1091	300	0	202	434	0	241	504	1020 hPa	25.83 °C	1940.00 st0.31 corr
N	28/01/2010	04:03	0	169	179	0	1157	296	0	1774	444	0	1	485	1021 hPa	25.31 °C	1940.00 st0.31 corr
N	28/01/2010	04:18	0	143	179	0	854	297	0	182	434	0	104	505	1021 hPa	25.61 °C	1940.00 st0.31 corr
N	28/01/2010	04:33	0	44	180	0	841	296	0	1570	444	0	270	500	1021 hPa	25.57 °C	1940.00 st0.31 corr
N	28/01/2010	04:48	0	50	168	0	1032	297	0	1142	446	0	135	501	1020 hPa	25.38 °C	1940.00 st0.31 corr
N	28/01/2010	05:03	0	76	181	0	877	297	0	50	438	0	259	502	1021 hPa	25.76 °C	1940.00 st0.31 corr
N	28/01/2010	05:18	0	71	179	0	952	297	0	272	433	0	251	502	1020 hPa	25.35 °C	1940.00 st0.31 corr
N	28/01/2010	05:33	0	235	182	0	1022	296	0	93	434	0	86	503	1020 hPa	25.86 °C	1940.00 st0.31 corr
N	28/01/2010	05:48	0	176	179	0	875	295	0	1404	444	0	126	499	1021 hPa	25.38 °C	1940.00 st0.31 corr
N	28/01/2010	06:03	0	47	179	0	816	296	0	199	433	0	111	505	1020 hPa	25.76 °C	1940.00 st0.31 corr
N	28/01/2010	06:18	0	372	180	0	1143	296	0	1317	444	0	24	480	1021 hPa	25.69 °C	1940.00 st0.31 corr
N	28/01/2010	06:33	0	290	180	0	1252	298	0	17	438	0	307	501	1020 hPa	25.57 °C	1940.00 st0.31 corr
N	28/01/2010	06:48	0	123	180	0	1085	297	0	1350	447	0	222	504	1020 hPa	25.93 °C	1940.00 st0.31 corr
N	28/01/2010	07:03	0	245	180	0	1095	296	0	1245	446	0	322	500	1020 hPa	25.40 °C	

N	28/01/2010	19:33	0	294	178	0.01	2060	294	0.01	2512	442	0	458	496	1005 hPa	25.38 °C	1940.00 st0.32 corr
N	28/01/2010	19:48	0	177	181	0.01	2683	297	0	1798	444	0	39	499	1005 hPa	25.86 °C	1940.00 st0.32 corr
N	28/01/2010	20:03	0	141	178	0.01	1828	293	0	2134	441	0	314	494	1004 hPa	25.38 °C	1940.00 st0.32 corr
N	28/01/2010	20:17	0	121	177	0.01	1898	294	0	1793	444	0	102	499	1003 hPa	25.71 °C	1940.00 st0.32 corr
N	28/01/2010	20:32	0	131	178	0.01	1947	294	0	1633	440	0	474	495	1003 hPa	25.70 °C	1940.00 st0.32 corr
N	28/01/2010	20:47	0	299	178	0.01	1972	295	0	1479	441	0	74	496	1002 hPa	25.49 °C	1940.00 st0.32 corr
N	28/01/2010	21:02	0	259	178	0.01	1932	295	0	1492	442	0	304	497	1002 hPa	25.86 °C	1940.00 st0.32 corr
N	28/01/2010	21:17	0	441	177	0.01	2149	294	0	1417	441	0	495	496	1001 hPa	25.38 °C	1940.00 st0.32 corr
N	28/01/2010	21:32	0	369	190	0.01	1993	297	0	2104	444	0	96	499	1001 hPa	25.83 °C	1940.00 st0.32 corr
N	28/01/2010	21:48	0.01	1957	176	0.02	4146	293	0	1563	439	0	441	494	1000 hPa	25.41 °C	1940.00 st0.32 corr
N	28/01/2010	22:03	0.01	1712	177	0.02	5402	293	0	1674	439	0	83	475	1001 hPa	25.47 °C	1940.00 st0.32 corr
N	28/01/2010	22:18	0	287	177	0.01	2148	294	0	1713	440	0	282	493	999 hPa	25.75 °C	1940.00 st0.32 corr
N	28/01/2010	22:33	0	67	178	0.01	1334	294	0	1603	441	0	74	498	999 hPa	25.97 °C	1940.00 st0.32 corr
N	28/01/2010	22:48	0	176	177	0	1176	293	0	1640	441	0	31	504	999 hPa	26.12 °C	1940.00 st0.32 corr
N	28/01/2010	23:03	0	21	176	0	1074	293	0	1389	440	0	57	491	998 hPa	26.24 °C	1940.00 st0.32 corr
N	28/01/2010	23:18	0	20	181	0	900	292	0	2007	439	0	28	477	998 hPa	26.31 °C	1935.00 st0.32 corr
N	28/01/2010	23:33	0	13	177	0	965	293	0	1493	438	0	55	499	997 hPa	26.28 °C	1940.00 st0.32 corr
N	28/01/2010	23:48	0	5	173	0	859	294	0	1410	440	0	9	492	997 hPa	26.22 °C	1940.00 st0.32 corr
N	29/01/2010	00:03	0	103	176	0	1037	294	0	1519	440	0	61	495	997 hPa	26.13 °C	1935.00 st0.32 corr
N	29/01/2010	00:18	0	156	170	0	1000	293	0	1756	440	0	435	495	996 hPa	26.09 °C	1940.00 st0.32 corr
N	29/01/2010	00:33	0	65	175	0	1007	292	0	1483	439	0	61	492	996 hPa	26.12 °C	1940.00 st0.32 corr
N	29/01/2010	00:48	0	26	170	0	1218	292	0	1218	438	0	55	481	996 hPa	26.21 °C	1940.00 st0.32 corr
N	29/01/2010	01:03	0	80	178	0	1288	294	0	1195	440	0	29	478	995 hPa	26.30 °C	1935.00 st0.32 corr
N	29/01/2010	01:18	0	113	191	0	1140	293	0	1140	441	0	23	476	995 hPa	25.35 °C	1935.00 st0.32 corr
N	29/01/2010	01:33	0	36	188	0	975	296	0	1283	444	0	14	499	994 hPa	26.45 °C	1940.00 st0.32 corr
N	29/01/2010	01:48	0	1224	190	0	864	293	0	1312	439	0	37	492	995 hPa	25.54 °C	1935.00 st0.32 corr
N	29/01/2010	02:03	0	10	167	0	851	292	0	894	439	0	15	477	994 hPa	25.52 °C	1940.00 st0.32 corr
N	29/01/2010	02:18	0	10	170	0	923	293	0	1723	439	0	64	501	993 hPa	25.85 °C	1935.00 st0.32 corr
N	29/01/2010	02:33	0	2	169	0	856	293	0	1286	440	0	9	501	993 hPa	26.14 °C	1940.00 st0.32 corr
N	29/01/2010	02:48	0	60	179	0	868	294	0	1273	441	0	185	497	994 hPa	26.30 °C	1940.00 st0.32 corr
N	29/01/2010	03:03	0	19	169	0	662	293	0	1245	441	0	260	496	994 hPa	25.43 °C	1940.00 st0.32 corr
N	29/01/2010	03:18	0	88	177	0	658	293	0	1227	440	0	74	509	995 hPa	25.43 °C	1940.00 st0.32 corr
N	29/01/2010	03:33	0	103	176	0	785	293	0	1563	439	0	61	476	995 hPa	25.54 °C	1940.00 st0.32 corr
N	29/01/2010	03:48	0	209	178	0	656	294	0	1269	440	0	183	497	996 hPa	25.71 °C	1940.00 st0.32 corr
N	29/01/2010	04:03	0	4	170	0	760	294	0	970	441	0	15	479	997 hPa	25.80 °C	1940.00 st0.32 corr
N	29/01/2010	04:18	0	1173	191	0	617	294	0	1111	441	0	122	493	998 hPa	25.88 °C	1935.00 st0.32 corr
N	29/01/2010	04:33	0	51	172	0	671	293	0	1223	440	0	127	484	998 hPa	25.93 °C	1940.00 st0.32 corr
N	29/01/2010	04:48	0	44	176	0	580	293	0	1029	439	0	18	480	997 hPa	26.00 °C	1940.00 st0.32 corr
N	29/01/2010	05:03	0	1	174	0	577	293	0	1060	439	0	20	487	997 hPa	26.13 °C	1940.00 st0.32 corr
N	29/01/2010	05:18	0	110	177	0	702	294	0	1100	439	0	230	497	997 hPa	26.21 °C	1940.00 st0.32 corr
N	29/01/2010	05:33	0	27	174	0	664	294	0	1408	442	0	403	495	998 hPa	26.24 °C	1930.00 st0.32 corr
N	29/01/2010	05:48	0	14	179	0	742	294	0	1330	441	0	255	498	998 hPa	26.26 °C	1940.00 st0.32 corr
N	29/01/2010	06:03	0	65	180	0	827	297	0	1318	444	0	4	483	998 hPa	26.34 °C	1940.00 st0.32 corr
N	29/01/2010	06:18	0.01	2764	176	0.01	3885	293	0	1344	439	0	518	493	998 hPa	25.55 °C	1940.00 st0.32 corr
N	29/01/2010	06:33	0.01	2108	177	0.03	8039	293	0	1485	439	0	294	494	998 hPa	25.55 °C	1940.00 st0.32 corr
N	29/01/2010	06:48	0	226	177	0.01	2897	294	0	1843	441	0	223	494	998 hPa	25.94 °C	1940.00 st0.32 corr
N	29/01/2010	07:03	0	149	178	0.01	1578	294	0	1634	442	0	330	497	998 hPa	26.09 °C	1940.00 st0.32 corr
N	29/01/2010	07:18	0	20	172	0	1112	294	0	1278	442	0	207	499	998 hPa	25.43 °C	1940.00 st0.32 corr
N	29/01/2010	07:33	0	61	176	0	1125	293	0	1680	440	0	9	486	998 hPa	25.78 °C	1940.00 st0.32 corr
N	29/01/2010	07:48	0	36	174	0.01	1318	296	0	1474	445	0	60	489	998 hPa	26.15 °C	1940.00 st0.32 corr
N	29/01/2010	08:03	0	276	177	0	1143	293	0	1044	440	0	140	495	999 hPa	25.71 °C	1940.00 st0.32 corr
N	29/01/2010	08:18	0	851	178	0.01	2957	294	0	1716	440	0	255	495	999 hPa	25.49 °C	1940.00 st0.32 corr
N	29/01/2010	08:33	0	236	178	0.01	2311	294	0	1509	441	0	282	495	999 hPa	25.86 °C	1940.00 st0.32 corr
N	29/01/2010	08:48	0	279	160	0.01	2234	295	0	1280	443	0	264	498	999 hPa	26.18 °C	1940.00 st0.32 corr
N	29/01/2010	09:03	0	315	177	0.01	2254	294	0	1978	442	0	312	496	999 hPa	25.51 °C	1940.00 st0.32 corr
N	29/01/2010	09:18	0	186	177	0.01	1893	293	0	865	439	0	528	495	999 hPa	25.50 °C	1940.00 st0.32 corr
N	29/01/2010	09:33	0	82	177	0.01	1369	293	0	1374	440	0	363	477	999 hPa	25.52 °C	1940.00 st0.32 corr
N	29/01/2010	09:48	0	107	178	0.01	1527	294	0	1877	444	0	198	495	1000 hPa	25.62 °C	1940.00 st0.32 corr
N	29/01/2010	10:03	0	66	185	0.01	1434	294	0	1337	441	0	94	496	1000 hPa	25.80 °C	1940.00 st0.32 corr
N	29/01/2010	10:18	0	361	177	0.01	1740	294	0	1054	441	0	220	496	1000 hPa	26.04 °C	1940.00 st0.32 corr
N	29/01/2010	10:33	0	167	179	0.01	1474	295	0	1653	442	0	173	497	1000 hPa	26.37 °C	1940.00 st0.32 corr
N	29/01/2010	10:48	0	175	176	0	1226	293	0	1460	439	0	177	494	1000 hPa	25.67 °C	1940.00 st0.32 corr
N	29/01/2010	11:03	0	177	179	0	1235	297	0	1864	444	0	153	498	1000 hPa	26.05 °C	1940.00 st0.32 corr
N	29/01/2010	11:18	0	364	177	0.01	1696	294	0	1281	444	0	129	500	1000 hPa	25.97 °C	1940.00 st0.32 corr
N	29/01/2010	11:33	0	103	177	0	1255	293	0	1493	442	0	66	499	1000 hPa	26.00 °C	1940.00 st0.32 corr
N	29/01/2010	11:48	0	149	179	0	1254	296	0	1236	443	0	26	482	1000 hPa	26.24 °C	1940.00 st0.32 corr
N	29/01/2010	12:03	0	345	177	0.01	1501	293	0	1455	439	0	20	500	1001 hPa	25.84 °C	1935.00 st0.32 corr
N	29/01/2010	12:18	0	169	179	0.01	1454	294	0	1566	440	0	24	506	1000 hPa	26.03 °C	1940.00 st0.32 corr
N	29/01/2010	12:33	0	274	177	0.01	1398	294	0	1705	443	0	20	508	1000 hPa	26.00 °C	1940.00 st0.32 corr
N	29/01/2010	12:48	0	288	160	0.01	1615	296	0	1210	443	0	310	496	1000 hPa	25.84 °C	1940.00 st0.32 corr
N	29/01/2010	13:03	0	190	176	0.01	1897	293	0	1759	440	0	232	494	1000 hPa	25.94 °C	1940.00 st0.32 corr
N	29/01/2010	13:18	0	257	179	0.01	1810	295	0	1252	441	0	37	494	1000 hPa	25.99 °C	1940.00 st0.32 corr
N	29/01/2010	13:33	0	281	177	0.01	1918	293	0	1627	442	0	170	497	999 hPa	25.87 °C	1940.00 st0.32 corr
N	29/01/2010	13:48	0	407	178	0.01	1991	294	0	1352	440	0	177	496	999 hPa	25.95 °C	1940.00 st0.32 corr
N	29/01/2010	14:03	0	24	168	0.01	1857										

N	30/01/2010	02:18	0	436	177	0.01	3719	294	0.01	3286	441	0	555	495	999 hPa	26.06 °C	1940.00	st0.32	corr	
N	30/01/2010	02:33	0	596	178	0.02	4822	295	0.01	3408	442	0	746	496	999 hPa	25.87 °C	1940.00	st0.32	corr	
N	30/01/2010	02:48	0	430	178	0.01	3508	295	0.01	2960	443	0	660	498	999 hPa	25.68 °C	1940.00	st0.32	corr	
N	30/01/2010	03:03	0	435	177	0.01	2115	295	0.01	2427	443	0	229	497	999 hPa	25.53 °C	1940.00	st0.32	corr	
N	30/01/2010	03:18	0	246	177	0.01	1884	294	0	2108	441	0	393	496	999 hPa	25.45 °C	1940.00	st0.32	corr	
N	30/01/2010	03:33	0	261	177	0.01	1821	294	0.01	2352	440	0	205	495	999 hPa	25.41 °C	1940.00	st0.32	corr	
N	30/01/2010	03:48	0	383	178	0.01	3079	295	0.01	2323	440	0	291	495	999 hPa	25.39 °C	1940.00	st0.32	corr	
N	30/01/2010	04:03	0	418	179	0.01	3047	295	0.01	2511	443	0	530	497	1000 hPa	25.23 °C	1940.00	st0.32	corr	
N	30/01/2010	04:18	0	542	178	0.01	2913	295	0.01	3022	443	0	615	498	1000 hPa	25.29 °C	1940.00	st0.32	corr	
N	30/01/2010	04:32	0	249	178	0.01	2089	294	0.01	2919	443	0	647	498	999 hPa	25.34 °C	1940.00	st0.32	corr	
N	30/01/2010	04:47	0	285	177	0.01	2048	294	0.01	2794	441	0	397	495	999 hPa	25.35 °C	1940.00	st0.32	corr	
N	30/01/2010	05:02	0	279	178	0.01	1744	294	0	2058	441	0	75	477	999 hPa	25.30 °C	1940.00	st0.32	corr	
N	30/01/2010	05:17	0	360	178	0.01	1801	295	0	1915	441	0	486	496	1000 hPa	25.25 °C	1940.00	st0.32	corr	
N	30/01/2010	05:32	0	219	179	0.01	1812	295	0	1882	442	0	416	497	1000 hPa	25.10 °C	1940.00	st0.32	corr	
N	30/01/2010	05:47	0	273	179	0.01	1525	296	0	1517	444	0	246	499	1000 hPa	25.00 °C	1940.00	st0.32	corr	
N	30/01/2010	06:02	0	248	178	0.01	1768	295	0	1967	443	0	43	490	1000 hPa	24.90 °C	1940.00	st0.32	corr	
N	30/01/2010	06:17	0	218	177	0.01	1948	295	0	1527	442	0	75	497	1000 hPa	24.86 °C	1940.00	st0.32	corr	
N	30/01/2010	06:32	0	17	173	0.01	1399	294	0	1441	442	0	100	495	1000 hPa	24.82 °C	1940.00	st0.32	corr	
N	30/01/2010	06:47	0	293	178	0.01	1456	295	0	1725	442	0	105	496	1000 hPa	24.78 °C	1940.00	st0.32	corr	
N	30/01/2010	07:02	0	308	179	0	1239	296	0	1557	443	0	115	499	1000 hPa	24.80 °C	1940.00	st0.32	corr	
N	30/01/2010	07:17	0	81	179	0	1135	296	0	1473	444	0	124	500	1000 hPa	24.78 °C	1940.00	st0.32	corr	
N	30/01/2010	07:32	0	223	178	0	1291	295	0	1625	443	0	11	478	1000 hPa	24.86 °C	1940.00	st0.32	corr	
N	30/01/2010	07:47	0	344	177	0.01	1411	294	0	1694	442	0	329	497	1000 hPa	25.06 °C	1940.00	st0.32	corr	
N	30/01/2010	08:02	0	597	178	0.01	2589	294	0	1908	441	0	610	498	1000 hPa	25.16 °C	1940.00	st0.32	corr	
N	30/01/2010	08:17	0	292	178	0.01	3148	295	0.01	2515	442	0	334	495	1000 hPa	25.20 °C	1940.00	st0.32	corr	
N	30/01/2010	08:32	0	587	179	0.01	3345	296	0	1998	443	0	273	499	1001 hPa	25.18 °C	1940.00	st0.32	corr	
N	30/01/2010	08:47	0	818	178	0.03	7364	295	0	2230	444	0	277	498	1002 hPa	25.12 °C	1935.00	st0.32	corr	
N	30/01/2010	09:23	0	228	182	0	2	300	0	623	443	0	2	493	0 hPa	0.00 °C	0.00	steps	1.00	corr
N	30/01/2010	09:38	0	485	178	0.01	3090	294	0	1816	441	0	698	496	1001 hPa	25.06 °C	1940.00	st0.32	corr	
N	30/01/2010	09:53	0	808	178	0.03	6721	295	0	1984	441	0	555	496	1001 hPa	25.18 °C	1940.00	st0.32	corr	
N	30/01/2010	10:08	0	917	178	0.03	8601	295	0.01	2491	442	0	378	496	1001 hPa	25.31 °C	1940.00	st0.32	corr	
N	30/01/2010	10:23	0	1317	181	0.04	10605	298	0.01	2636	445	0	496	500	1001 hPa	25.71 °C	1940.00	st0.32	corr	
N	30/01/2010	10:38	0	1396	177	0.04	10612	294	0.01	3039	441	0	431	496	1002 hPa	25.26 °C	1940.00	st0.32	corr	
N	30/01/2010	10:53	0	626	180	0.02	6261	297	0.01	2750	445	0	542	500	1002 hPa	25.62 °C	1940.00	st0.32	corr	
N	30/01/2010	11:08	0	963	177	0.03	6534	293	0.01	2591	439	0	607	494	1002 hPa	25.42 °C	1940.00	st0.32	corr	
N	30/01/2010	11:23	0	639	177	0.03	7027	296	0.01	2580	444	0	436	500	1002 hPa	25.85 °C	1940.00	st0.32	corr	
N	30/01/2010	11:38	0	933	177	0.03	8215	294	0.01	2765	442	0	401	498	1002 hPa	25.98 °C	1940.00	st0.32	corr	
N	30/01/2010	11:53	0	456	177	0.02	5137	294	0	2077	441	0	730	495	1001 hPa	25.97 °C	1940.00	st0.32	corr	
N	30/01/2010	12:08	0	518	177	0.02	5125	293	0	2232	438	0	454	493	1001 hPa	26.04 °C	1940.00	st0.32	corr	
N	30/01/2010	12:23	0	573	177	0.02	5269	294	0.01	2372	443	0	680	498	1001 hPa	26.18 °C	1940.00	st0.32	corr	
N	30/01/2010	12:38	0	269	177	0.01	3415	295	0	1391	442	0	101	496	1001 hPa	25.86 °C	1940.00	st0.32	corr	
N	30/01/2010	12:53	0	414	177	0.01	2791	294	0	1745	443	0	210	497	1001 hPa	25.74 °C	1940.00	st0.32	corr	
N	30/01/2010	13:08	0	272	178	0.01	2607	294	0	1319	441	0	233	498	1001 hPa	25.73 °C	1940.00	st0.32	corr	
N	30/01/2010	13:23	0	433	180	0.01	2563	295	0	1791	442	0	113	496	1001 hPa	25.80 °C	1940.00	st0.32	corr	
N	30/01/2010	13:38	0	460	178	0.01	3161	296	0	1770	443	0	281	499	1001 hPa	25.80 °C	1940.00	st0.32	corr	
N	30/01/2010	13:53	0	191	180	0.01	2582	295	0	1689	441	0	155	496	1001 hPa	25.75 °C	1940.00	st0.32	corr	
N	30/01/2010	14:08	0	273	180	0.01	2863	296	0	1663	441	0	77	495	1001 hPa	25.85 °C	1940.00	st0.32	corr	
N	30/01/2010	14:23	0	317	177	0.01	3311	296	0	1598	443	0	210	499	1001 hPa	26.01 °C	1940.00	st0.32	corr	
N	30/01/2010	14:38	0	315	178	0.02	4066	295	0	1366	440	0	107	494	1001 hPa	26.13 °C	1940.00	st0.32	corr	
N	30/01/2010	14:53	0	220	177	0.02	4201	294	0	1315	441	0	246	495	1000 hPa	25.80 °C	1940.00	st0.32	corr	
N	30/01/2010	15:08	0	343	178	0.01	3615	294	0	1675	442	0	258	496	1000 hPa	25.81 °C	1940.00	st0.32	corr	
N	30/01/2010	15:23	0	210	180	0.01	3126	296	0	1375	443	0	353	499	1000 hPa	25.65 °C	1940.00	st0.32	corr	
N	30/01/2010	15:38	0	316	180	0.01	3249	297	0	1476	443	0	240	497	1000 hPa	25.46 °C	1940.00	st0.32	corr	
N	30/01/2010	15:53	0	544	177	0.01	2886	293	0	1384	440	0	350	494	1000 hPa	25.31 °C	1940.00	st0.32	corr	
N	30/01/2010	16:08	0	400	178	0.01	3692	294	0	2035	444	0	559	498	1001 hPa	25.67 °C	1940.00	st0.32	corr	
N	30/01/2010	16:23	0	664	178	0.01	3775	294	0	1502	442	0	189	494	1001 hPa	25.84 °C	1940.00	st0.32	corr	
N	30/01/2010	16:38	0	503	177	0.02	4650	294	0	1895	442	0	614	497	1001 hPa	25.56 °C	1940.00	st0.32	corr	
N	30/01/2010	16:53	0	547	179	0.02	5170	295	0	1978	443	0	480	497	1001 hPa	26.08 °C	1940.00	st0.32	corr	
N	30/01/2010	17:08	0	865	177	0.02	5357	294	0	2014	442	0	159	496	1001 hPa	25.51 °C	1940.00	st0.32	corr	
N	30/01/2010	17:23	0	497	177	0.02	5208	293	0	2004	440	0	443	494	1001 hPa	25.72 °C	1940.00	st0.32	corr	
N	30/01/2010	17:38	0	1054	178	0.03	7250	294	0.01	2733	440	0	766	495	1001 hPa	25.99 °C	1940.00	st0.32	corr	
N	30/01/2010	17:53	0	1206	178	0.03	8382	295	0.01	3394	442	0	487	496	1001 hPa	26.13 °C	1940.00	st0.32	corr	
N	30/01/2010	18:08	0.01	1623	178	0.04	10398	295	0.01	3125	442	0	794	497	1001 hPa	26.25 °C	1940.00	st0.32	corr	
N	30/01/2010	18:23	0.01	2317	179	0.05	14027	295	0.01	3180	443	0	777	497	1001 hPa	26.35 °C	1940.00	st0.32	corr	
N	30/01/2010	18:38	0	1029	177	0.05	12713	293	0.01	2950	440	0	518	495	1001 hPa	25.55 °C	1940.00	st0.32	corr	
N	30/01/2010	18:53	0.01	3357	177	0.06	14463	296	0.01	4706	445	0	895	499	1001 hPa	25.73 °C	1940.00	st0.32	corr	
N	30/01/2010	19:08	0.01	2841	177	0.06	14510	294	0.01	5186	440	0	666	494	1002 hPa	25.51 °C	1940.00	st0.32	corr	
N	30/01/2010	19:23	0.01	1695	178	0.06	16102	296	0.01	5246	440	0	1073	494	1001 hPa	25.43 °C	1940.00	st0.32	corr	
N	30/01/2010	19:38	0	1541	178	0.05	13663	295	0.01	574										

N	31/01/2010	09:23	0	693	178	0.02	5991	295	0	1899	443	0	358	498	1004 hPa	24.51 °C	1940.00 st0.32 corr
N	31/01/2010	09:38	0	883	178	0.02	4813	295	0	2241	442	0	452	496	1004 hPa	24.64 °C	1940.00 st0.32 corr
N	31/01/2010	09:53	0	420	179	0.01	2803	295	0	2265	442	0	572	497	1004 hPa	24.70 °C	1940.00 st0.32 corr
N	31/01/2010	10:08	0	190	180	0.01	1978	296	0	1098	444	0	500	500	1004 hPa	24.68 °C	1940.00 st0.32 corr
N	31/01/2010	10:23	0	265	179	0.01	1780	296	0	1413	445	0	345	501	1004 hPa	24.72 °C	1940.00 st0.32 corr
N	31/01/2010	10:38	0	136	179	0.01	1819	295	0	776	444	0	222	500	1004 hPa	24.87 °C	1940.00 st0.32 corr
N	31/01/2010	10:53	0	163	177	0.01	2338	294	0	1738	442	0	72	498	1005 hPa	25.27 °C	1940.00 st0.32 corr
N	31/01/2010	11:08	0	191	177	0.01	1794	295	0	15	438	0	312	501	1005 hPa	25.85 °C	1940.00 st0.32 corr
N	31/01/2010	11:23	0	132	177	0.01	1447	294	0	1753	444	0	190	500	1005 hPa	25.84 °C	1940.00 st0.32 corr
N	31/01/2010	11:38	0	327	177	0.01	1729	295	0	1847	444	0	1	476	1005 hPa	25.82 °C	1940.00 st0.32 corr
N	31/01/2010	11:53	0	219	177	0.01	1845	295	0	13	437	0	218	501	1005 hPa	25.66 °C	1940.00 st0.32 corr
N	31/01/2010	12:07	0	112	176	0.01	1999	294	0	1852	444	0	345	499	1005 hPa	25.89 °C	1940.00 st0.32 corr
N	31/01/2010	12:22	0	11	170	0.01	1982	295	0	1775	442	0	261	496	1005 hPa	26.24 °C	1940.00 st0.32 corr
N	31/01/2010	12:37	0	148	177	0.01	1842	295	0	1582	442	0	387	499	1005 hPa	26.00 °C	1940.00 st0.32 corr
N	31/01/2010	12:52	0	342	180	0.01	1985	296	0	1164	444	0	331	496	1005 hPa	25.91 °C	1940.00 st0.32 corr
N	31/01/2010	13:07	0	121	180	0.01	1948	297	0	1015	442	0	9	479	1005 hPa	25.96 °C	1940.00 st0.32 corr
N	31/01/2010	13:22	0	220	177	0.01	1839	294	0	1675	443	0	233	499	1005 hPa	26.00 °C	1940.00 st0.32 corr
N	31/01/2010	13:37	0	325	177	0.01	2120	295	0	1392	444	0	52	509	1005 hPa	25.86 °C	1940.00 st0.32 corr
N	31/01/2010	13:52	0	4	173	0.01	2197	294	0	1483	441	0	15	478	1005 hPa	26.07 °C	1940.00 st0.32 corr
N	31/01/2010	14:07	0	129	177	0.01	1890	295	0	1974	445	0	339	500	1005 hPa	25.95 °C	1940.00 st0.32 corr
N	31/01/2010	14:22	0	137	180	0.01	1693	296	0	928	442	0	275	497	1005 hPa	25.93 °C	1940.00 st0.32 corr
N	31/01/2010	14:37	0	55	175	0.01	1678	296	0	1371	442	0	510	495	1005 hPa	25.82 °C	1940.00 st0.32 corr
N	31/01/2010	14:52	0	23	174	0.01	1719	296	0	1372	442	0	238	495	1005 hPa	26.04 °C	1940.00 st0.32 corr
N	31/01/2010	15:07	0	329	177	0.01	2284	294	0	1457	442	0	345	475	1005 hPa	25.03 °C	1940.00 st0.32 corr
N	31/01/2010	15:22	0	156	180	0.01	1586	297	0	1668	444	0	177	496	1005 hPa	25.87 °C	1940.00 st0.32 corr
N	31/01/2010	15:37	0	22	172	0.01	1681	295	0	1232	444	0	183	480	1005 hPa	25.78 °C	1940.00 st0.32 corr
N	31/01/2010	15:52	0	170	179	0.01	1668	295	0	826	440	0	142	495	1006 hPa	25.81 °C	1940.00 st0.32 corr
N	31/01/2010	16:07	0	41	177	0.01	1718	295	0	1686	444	0	129	498	1006 hPa	25.93 °C	1940.00 st0.32 corr
N	31/01/2010	16:22	0	341	179	0.01	1638	296	0	1795	444	0	264	498	1006 hPa	25.84 °C	1940.00 st0.32 corr
N	31/01/2010	16:37	0	347	178	0.01	2290	294	0	1324	441	0	26	483	1006 hPa	25.84 °C	1940.00 st0.32 corr
N	31/01/2010	16:52	0	152	179	0.01	2425	295	0	1222	443	0	503	498	1006 hPa	25.93 °C	1940.00 st0.32 corr
N	31/01/2010	17:07	0	147	178	0.01	2405	295	0	1554	444	0	314	498	1006 hPa	25.52 °C	1940.00 st0.32 corr
N	31/01/2010	17:22	0	337	177	0.01	2663	295	0	1736	442	0	134	497	1007 hPa	25.87 °C	1940.00 st0.32 corr
N	31/01/2010	17:37	0	353	177	0.01	3326	294	0	1565	442	0	335	495	1007 hPa	26.17 °C	1940.00 st0.32 corr
N	31/01/2010	17:52	0	409	178	0.02	4324	294	0	2207	441	0	513	495	1007 hPa	26.27 °C	1940.00 st0.32 corr
N	31/01/2010	18:07	0	207	179	0.02	4048	295	0.01	2527	443	0	370	497	1007 hPa	26.24 °C	1940.00 st0.32 corr
N	31/01/2010	18:22	0	785	178	0.02	5884	296	0.01	2593	443	0	573	498	1007 hPa	26.17 °C	1940.00 st0.32 corr
N	31/01/2010	18:37	0	838	178	0.03	6533	295	0.01	2942	443	0	807	498	1008 hPa	26.13 °C	1940.00 st0.32 corr
N	31/01/2010	18:52	0	971	178	0.03	6629	295	0.01	2828	442	0	456	497	1008 hPa	26.12 °C	1940.00 st0.32 corr
N	31/01/2010	19:07	0	832	179	0.03	7566	295	0.01	3035	442	0	648	497	1008 hPa	25.10 °C	1940.00 st0.32 corr
N	31/01/2010	19:22	0	793	179	0.03	6523	296	0.01	2784	442	0	763	498	1008 hPa	26.01 °C	1940.00 st0.32 corr
N	31/01/2010	19:37	0	395	179	0.02	5550	297	0.01	2995	444	0	89	483	1008 hPa	25.87 °C	1940.00 st0.32 corr
N	31/01/2010	19:52	0	478	179	0.01	3487	296	0.01	2460	445	0	61	480	1008 hPa	25.68 °C	1940.00 st0.32 corr
N	31/01/2010	20:07	0	291	178	0.01	2820	296	0	2151	444	0	460	499	1009 hPa	25.58 °C	1940.00 st0.32 corr
N	31/01/2010	20:22	0	272	178	0.01	2741	295	0	2165	443	0	510	498	1009 hPa	25.48 °C	1940.00 st0.32 corr
N	31/01/2010	20:37	0	341	179	0.01	3775	296	0	2258	443	0	725	498	1009 hPa	25.44 °C	1940.00 st0.32 corr
N	31/01/2010	20:52	0	371	179	0.02	3938	296	0	2259	444	0	466	499	1009 hPa	25.40 °C	1940.00 st0.32 corr
N	31/01/2010	21:07	0	441	179	0.02	4348	297	0.01	2595	445	0	337	501	1009 hPa	25.37 °C	1940.00 st0.32 corr
N	31/01/2010	21:22	0	1024	179	0.03	7061	296	0.01	2538	445	0	512	501	1009 hPa	25.38 °C	1940.00 st0.32 corr
N	31/01/2010	21:37	0	541	178	0.03	7634	296	0.01	2649	444	0	648	500	1010 hPa	25.39 °C	1940.00 st0.32 corr
N	31/01/2010	21:52	0	900	178	0.03	6521	295	0.01	2642	443	0	365	498	1010 hPa	25.43 °C	1940.00 st0.32 corr
N	31/01/2010	22:07	0	832	179	0.02	6335	295	0	2284	444	0	585	497	1010 hPa	25.46 °C	1940.00 st0.32 corr
N	31/01/2010	22:22	0	348	180	0.02	5512	297	0.01	2360	445	0	410	500	1010 hPa	25.46 °C	1940.00 st0.32 corr
N	31/01/2010	22:37	0	377	179	0.02	5179	297	0	2204	445	0	291	501	1010 hPa	25.38 °C	1940.00 st0.32 corr
N	31/01/2010	22:52	0	236	179	0.02	4290	296	0	2208	444	0	274	501	1010 hPa	25.32 °C	1940.00 st0.32 corr
N	31/01/2010	23:07	0	505	178	0.02	4555	295	0	2027	443	0	283	498	1010 hPa	25.30 °C	1940.00 st0.32 corr
N	31/01/2010	23:22	0	937	179	0.02	5348	296	0	1850	442	0	306	499	1010 hPa	25.39 °C	1940.00 st0.32 corr
N	31/01/2010	23:37	0	392	180	0.02	4314	296	0	1527	444	0	228	499	1010 hPa	25.35 °C	1940.00 st0.32 corr
N	31/01/2010	23:52	0	463	180	0.01	3611	297	0	1743	446	0	473	500	1010 hPa	25.29 °C	1940.00 st0.32 corr
N	01/02/2010	00:07	0	186	180	0.01	3006	297	0	1111	438	0	481	502	1011 hPa	25.23 °C	1940.00 st0.32 corr
N	01/02/2010	00:22	0	592	179	0.02	4757	297	0	1726	446	0	58	489	1011 hPa	25.13 °C	1940.00 st0.32 corr
N	01/02/2010	00:37	0	1275	179	0.04	11187	296	0	2084	444	0	501	500	1011 hPa	25.04 °C	1940.00 st0.32 corr
N	01/02/2010	00:52	0	393	179	0.02	5536	296	0	2053	444	0	291	498	1011 hPa	24.98 °C	1940.00 st0.32 corr
N	01/02/2010	01:07	0	352	180	0.02	4187	297	0	1406	444	0	295	499	1010 hPa	24.96 °C	1940.00 st0.32 corr
N	01/02/2010	01:22	0	166	180	0.01	3594	297	0	1633	445	0	308	501	1011 hPa	24.92 °C	1940.00 st0.32 corr
N	01/02/2010	01:37	0	394	180	0.01	3164	297	0	1853	446	0	366	501	1011 hPa	24.90 °C	1940.00 st0.32 corr
N	01/02/2010	01:52	0	399	179	0.02	4046	297	0	1474	446	0	308	501	1011 hPa	24.88 °C	1940.00 st0.32 corr
N	01/02/2010	02:07	0	523	178	0.02	4802	296	0	1226	444	0	112	499	1011 hPa	24.90 °C	1940.00 st0.32 corr
N	01/02/2010	02:22	0	693	179	0.02	4314	296	0	1609	443	0	419	498	1010 hPa	25.08 °C	1940.00 st0.32 corr
N	01/02/2010	02:37	0	390	180	0.02	3954	296	0	1480	444	0	442	498	1010 hPa	25.25 °C	1940.00 st0.32 corr
N	01/02/2010	02:52	0	375	180	0.01	3586	297	0	1974	445	0	194	501	1010 hPa	25.31 °C	1940.00 st0.32 corr
N	01/02/2010	03:07	0	360	179	0.01	2880	297	0	1868	445	0	58	497	1010 hPa	25.27 °C	1940.00 st0.32 corr
N	01/02/2010	03:22	0	363	179	0.01	3095	296	0	1609	445	0	236	500	1011 hPa	25.21 °C	1940.00 st0.32

N	01/02/2010	16:07	0	1435	178	0.03	6795	294	0.01	3482	442	0	504	497	1010 hPa	25.86 °C	1940.00 st0.32 corr
N	01/02/2010	16:22	0	446	180	0.02	5659	296	0.01	2650	443	0	495	497	1010 hPa	25.97 °C	1940.00 st0.32 corr
N	01/02/2010	16:37	0	538	180	0.02	4111	298	0	2153	445	0	406	500	1010 hPa	25.93 °C	1940.00 st0.32 corr
N	01/02/2010	16:52	0	382	178	0.01	3539	295	0	2215	445	0	205	501	1010 hPa	25.89 °C	1940.00 st0.32 corr
N	01/02/2010	17:07	0	446	178	0.02	3963	295	0	2181	442	0	379	497	1010 hPa	26.01 °C	1940.00 st0.32 corr
N	01/02/2010	17:22	0	718	178	0.02	5710	295	0.01	2499	443	0	576	498	1010 hPa	26.01 °C	1940.00 st0.32 corr
N	01/02/2010	17:37	0	457	181	0.02	5621	297	0.01	2693	445	0	554	501	1010 hPa	26.00 °C	1940.00 st0.32 corr
N	01/02/2010	17:52	0	498	180	0.02	4695	298	0	2055	446	0	471	501	1009 hPa	25.45 °C	1940.00 st0.32 corr
N	01/02/2010	18:07	0	573	177	0.02	4935	296	0	30	438	0	151	482	1010 hPa	25.40 °C	1940.00 st0.32 corr
N	01/02/2010	18:22	0	655	178	0.02	5777	295	0	1910	445	0	416	501	1010 hPa	25.33 °C	1940.00 st0.32 corr
N	01/02/2010	18:37	0	785	178	0.03	6533	295	0	1912	442	0	282	497	1009 hPa	25.30 °C	1940.00 st0.32 corr
N	01/02/2010	18:52	0	620	178	0.03	7207	295	0	2001	441	0	471	496	1009 hPa	25.26 °C	1940.00 st0.32 corr
N	01/02/2010	19:07	0	401	179	0.02	5350	295	0	2246	442	0	534	497	1009 hPa	25.27 °C	1940.00 st0.32 corr
N	01/02/2010	19:22	0	545	179	0.02	5090	296	0	1833	444	0	446	498	1009 hPa	25.25 °C	1940.00 st0.32 corr
N	01/02/2010	19:37	0	725	178	0.02	4907	295	0	1768	443	0	360	497	1008 hPa	25.25 °C	1940.00 st0.32 corr
N	01/02/2010	19:52	0	457	177	0.02	3912	294	0	1292	441	0	220	498	1009 hPa	25.95 °C	1940.00 st0.32 corr
N	01/02/2010	20:07	0	119	181	0.01	3350	297	0	1734	443	0	543	498	1008 hPa	25.87 °C	1940.00 st0.32 corr
N	01/02/2010	20:22	0	327	178	0.01	3632	297	0	2194	445	0	142	499	1008 hPa	25.57 °C	1940.00 st0.32 corr
N	01/02/2010	20:37	0	274	178	0.01	3454	294	0	1467	441	0	250	494	1008 hPa	25.38 °C	1940.00 st0.32 corr
N	01/02/2010	20:52	0	256	178	0.02	3912	297	0	2099	446	0	100	501	1008 hPa	25.73 °C	1940.00 st0.32 corr
N	01/02/2010	21:07	0	321	178	0.01	2970	295	0	1260	442	0	226	498	1008 hPa	25.86 °C	1940.00 st0.32 corr
N	01/02/2010	21:22	0	276	179	0.01	2526	295	0	1633	443	0	132	479	1008 hPa	25.76 °C	1940.00 st0.32 corr
N	01/02/2010	21:37	0	201	180	0.01	2354	297	0	1638	444	0	114	499	1007 hPa	25.50 °C	1940.00 st0.32 corr
N	01/02/2010	21:52	0	415	177	0.01	2634	294	0	2529	442	0	185	495	1007 hPa	25.25 °C	1940.00 st0.32 corr
N	01/02/2010	22:07	0	299	179	0.01	2928	295	0	1680	442	0	187	497	1007 hPa	25.94 °C	1940.00 st0.32 corr
N	01/02/2010	22:22	0	224	180	0.01	2645	297	0	1422	444	0	117	501	1007 hPa	25.72 °C	1940.00 st0.32 corr
N	01/02/2010	22:37	0	326	177	0.01	2266	295	0	1294	445	0	261	489	1007 hPa	25.48 °C	1940.00 st0.32 corr
N	01/02/2010	22:52	0	339	178	0.01	2613	294	0	1310	440	0	15	500	1007 hPa	25.37 °C	1940.00 st0.32 corr
N	01/02/2010	23:07	0	219	178	0.01	2709	295	0	1439	445	0	120	500	1006 hPa	25.61 °C	1940.00 st0.32 corr
N	01/02/2010	23:22	0	124	178	0.01	2215	295	0	1619	443	0	7	506	1007 hPa	25.91 °C	1940.00 st0.32 corr
N	01/02/2010	23:37	0	346	179	0.01	2318	295	0	1626	444	0	149	497	1006 hPa	25.72 °C	1940.00 st0.32 corr
N	01/02/2010	23:52	0	233	180	0.01	2549	297	0	1671	445	0	282	500	1006 hPa	25.42 °C	1940.00 st0.32 corr
N	02/02/2010	00:07	0	249	181	0.01	3145	297	0	1258	445	0	19	476	1006 hPa	25.24 °C	1940.00 st0.32 corr
N	02/02/2010	00:22	0	543	181	0.01	3270	297	0	1518	444	0	206	499	1006 hPa	25.17 °C	1940.00 st0.32 corr
N	02/02/2010	00:37	0	701	181	0.02	4999	298	0	1684	444	0	17	476	1006 hPa	25.16 °C	1940.00 st0.32 corr
N	02/02/2010	00:52	0	513	178	0.02	4400	297	0	1887	445	0	241	500	1006 hPa	25.18 °C	1940.00 st0.32 corr
N	02/02/2010	01:07	0	622	177	0.01	3033	295	0	1661	444	0	314	500	1006 hPa	25.21 °C	1940.00 st0.32 corr
N	02/02/2010	01:22	0	217	178	0.01	2290	294	0	1182	440	0	35	478	1006 hPa	25.24 °C	1940.00 st0.32 corr
N	02/02/2010	01:37	0	384	178	0.01	2187	294	0	1240	440	0	224	494	1005 hPa	25.36 °C	1940.00 st0.32 corr
N	02/02/2010	01:52	0	226	178	0.01	1847	294	0	1716	443	0	24	488	1005 hPa	25.43 °C	1940.00 st0.32 corr
N	02/02/2010	02:07	0	168	177	0.01	1981	294	0	1356	441	0	178	497	1005 hPa	25.84 °C	1940.00 st0.32 corr
N	02/02/2010	02:22	0	73	178	0.01	1669	295	0	992	442	0	13	487	1005 hPa	25.67 °C	1940.00 st0.32 corr
N	02/02/2010	02:37	0	13	169	0.01	1550	296	0	1288	443	0	110	496	1004 hPa	25.44 °C	1940.00 st0.32 corr
N	02/02/2010	02:52	0	80	180	0.01	1334	296	0	1134	444	0	41	478	1004 hPa	25.26 °C	1940.00 st0.32 corr
N	02/02/2010	03:07	0	32	176	0.01	1448	297	0	875	445	0	6	499	1004 hPa	25.17 °C	1940.00 st0.32 corr
N	02/02/2010	03:22	0	21	169	0.01	1316	297	0	1014	444	0	73	479	1003 hPa	25.12 °C	1940.00 st0.32 corr
N	02/02/2010	03:37	0	232	177	0	1187	295	0	800	444	0	82	481	1003 hPa	25.11 °C	1940.00 st0.32 corr
N	02/02/2010	03:52	0	309	177	0	1191	293	0	986	443	0	127	480	1003 hPa	25.18 °C	1940.00 st0.32 corr
N	02/02/2010	04:07	0	260	177	0	1264	293	0	1038	442	0	37	500	1003 hPa	25.26 °C	1940.00 st0.32 corr
N	02/02/2010	04:22	0	155	177	0	1025	294	0	1259	440	0	28	479	1003 hPa	25.27 °C	1940.00 st0.32 corr
N	02/02/2010	04:37	0	197	178	0	1299	294	0	1003	441	0	44	495	1002 hPa	25.43 °C	1940.00 st0.32 corr
N	02/02/2010	04:52	0	293	177	0.01	1440	294	0	1606	441	0	275	497	1002 hPa	25.91 °C	1940.00 st0.32 corr
N	02/02/2010	05:07	0.01	3980	179	0.02	4376	295	0	1529	443	0	39	499	1002 hPa	25.61 °C	1940.00 st0.32 corr
N	02/02/2010	05:22	0.01	4349	181	0.03	8420	297	0	4	438	0	183	500	1002 hPa	25.34 °C	1940.00 st0.32 corr
N	02/02/2010	05:37	0	963	176	0.01	3336	293	0	1149	444	0	48	502	1002 hPa	25.16 °C	1940.00 st0.32 corr
N	02/02/2010	05:52	0	82	175	0.01	2043	297	0	1619	442	0	157	499	1001 hPa	25.72 °C	1940.00 st0.32 corr
N	02/02/2010	06:07	0	375	176	0.01	1872	293	0	1159	439	0	141	493	1001 hPa	25.53 °C	1940.00 st0.32 corr
N	02/02/2010	06:22	0	496	177	0.01	2356	294	0	1172	444	0	44	508	1000 hPa	25.79 °C	1940.00 st0.32 corr
N	02/02/2010	06:37	0	446	177	0.01	1619	294	0	1272	441	0	89	495	1000 hPa	25.89 °C	1940.00 st0.32 corr
N	02/02/2010	06:52	0	506	178	0.01	1860	294	0	1843	441	0	97	496	1000 hPa	25.74 °C	1940.00 st0.32 corr
N	02/02/2010	07:07	0	229	177	0.01	1531	294	0	1424	441	0	149	496	1000 hPa	25.45 °C	1940.00 st0.32 corr
N	02/02/2010	07:22	0	260	179	0.01	1698	295	0	2015	442	0	430	497	1000 hPa	26.05 °C	1940.00 st0.32 corr
N	02/02/2010	07:37	0	334	176	0	1285	293	0	849	440	0	7	505	1000 hPa	25.57 °C	1940.00 st0.32 corr
N	02/02/2010	07:52	0	698	179	0.01	2175	297	0	2493	444	0	318	499	1000 hPa	26.03 °C	1940.00 st0.32 corr
N	02/02/2010	08:07	0	362	176	0.01	2082	293	0	1701	439	0	453	494	1001 hPa	25.66 °C	1940.00 st0.32 corr
N	02/02/2010	08:22	0	883	177	0.01	2658	294	0	1930	444	0	437	500	1001 hPa	25.86 °C	1940.00 st0.32 corr
N	02/02/2010	08:37	0.01	3084	178	0.04	9414	294	0.01	2721	441	0	465	495	1001 hPa	25.92 °C	1940.00 st0.32 corr
N	02/02/2010	08:52	0	864	179	0.02	5065	296	0.01	2895	443	0	800	497	1001 hPa	25.74 °C	1940.00 st0.32 corr
N	02/02/2010	09:07	0	786	177	0.02	3970	294	0.01	2764	441	0	617	496	1001 hPa	25.33 °C	1940.00 st0.32 corr
N	02/02/2010	09:22	0	634	178	0.01	3619	294	0.01	3022	442	0	19	476	1001 hPa	25.89 °C	1940.00 st0.32 corr
N	02/02/2010	09:37	0	597	180	0.01	3249	296	0.01	2845	443	0	19	501	1000 hPa	25.58 °C	1940.00 st0.32 corr
N	02/02/2010	09:52	0	696	180	0.01	3113	296	0.01	2420	443	0	603	498	1001 hPa	25.36 °C	1940.00 st0.32 corr
N	02/02/2010	10:07	0	719	179	0.01	2913	296	0.01	2723	444	0	11	504	1001 hPa	25.25 °C	1940.00 st0.32 corr
N	02/02/2010																

N	02/02/2010	22:52	0	320	178	0.02	4029	294	0	2056	441	0	384	496	1002 hPa	25.77 °C	1940.00 st0.32 corr
N	02/02/2010	23:07	0	210	178	0.01	3016	295	0	1384	442	0	225	497	1002 hPa	25.70 °C	1940.00 st0.32 corr
N	02/02/2010	23:22	0	140	179	0.01	2464	296	0	1896	443	0	24	481	1002 hPa	25.48 °C	1940.00 st0.32 corr
N	02/02/2010	23:37	0	185	177	0.01	2206	294	0	1500	442	0	13	500	1001 hPa	25.21 °C	1940.00 st0.32 corr
N	02/02/2010	23:52	0	249	180	0.01	1886	296	0	1771	443	0	186	498	1001 hPa	25.80 °C	1940.00 st0.32 corr
N	03/02/2010	00:07	0	130	177	0.01	1743	295	0	1157	445	0	78	501	1001 hPa	25.42 °C	1940.00 st0.32 corr
N	03/02/2010	00:22	0	234	177	0.01	1793	293	0	646	439	0	60	495	1001 hPa	25.29 °C	1940.00 st0.32 corr
N	03/02/2010	00:37	0	174	178	0.01	2077	297	0	1412	444	0	243	499	1002 hPa	25.62 °C	1940.00 st0.32 corr
N	03/02/2010	00:52	0	203	178	0.01	1998	294	0	1241	441	0	15	477	1001 hPa	25.72 °C	1940.00 st0.32 corr
N	03/02/2010	01:07	0	25	168	0.01	2151	294	0	1405	441	0	221	495	1001 hPa	25.77 °C	1940.00 st0.32 corr
N	03/02/2010	01:22	0	125	179	0.01	2261	295	0	1680	442	0	37	498	1001 hPa	25.55 °C	1940.00 st0.32 corr
N	03/02/2010	01:37	0	212	180	0.01	2262	297	0	1622	444	0	95	499	1001 hPa	25.32 °C	1940.00 st0.32 corr
N	03/02/2010	01:52	0	826	176	0.02	3982	293	0	1302	440	0	207	495	1000 hPa	25.17 °C	1940.00 st0.32 corr
N	03/02/2010	02:07	0	377	180	0.02	3966	296	0	1276	442	0	477	496	1000 hPa	25.85 °C	1940.00 st0.32 corr
N	03/02/2010	02:22	0	309	177	0.01	2438	295	0	1449	444	0	270	500	1000 hPa	25.63 °C	1940.00 st0.32 corr
N	03/02/2010	02:37	0	225	177	0.01	2162	293	0	1108	439	0	415	493	1000 hPa	25.49 °C	1940.00 st0.32 corr
N	03/02/2010	02:52	0	252	178	0.01	2083	294	0	1681	444	0	144	498	1000 hPa	25.66 °C	1940.00 st0.32 corr
N	03/02/2010	03:07	0	226	177	0.01	2015	294	0	1410	441	0	41	475	1000 hPa	25.97 °C	1940.00 st0.32 corr
N	03/02/2010	03:22	0	223	178	0.01	2311	295	0	1492	443	0	91	495	1000 hPa	25.82 °C	1940.00 st0.32 corr
N	03/02/2010	03:37	0	276	181	0.01	2579	297	0	1958	445	0	261	499	1000 hPa	25.45 °C	1940.00 st0.32 corr
N	03/02/2010	03:52	0	334	177	0.01	2311	293	0	1862	440	0	164	496	1000 hPa	25.22 °C	1940.00 st0.32 corr
N	03/02/2010	04:07	0	274	180	0.01	2595	297	0	1424	443	0	271	497	1000 hPa	25.81 °C	1940.00 st0.32 corr
N	03/02/2010	04:22	0	496	177	0.01	2695	294	0	1577	444	0	379	499	999 hPa	25.68 °C	1940.00 st0.32 corr
N	03/02/2010	04:37	0	295	177	0.01	2468	293	0	1574	442	0	237	497	999 hPa	25.62 °C	1940.00 st0.32 corr
N	03/02/2010	04:52	0	156	177	0.01	2239	293	0	1398	440	0	222	494	999 hPa	25.51 °C	1940.00 st0.32 corr
N	03/02/2010	05:07	0	163	177	0.01	2197	294	0	1455	441	0	704	494	999 hPa	25.42 °C	1940.00 st0.32 corr
N	03/02/2010	05:22	0	206	178	0.01	2396	295	0	1204	442	0	378	497	999 hPa	25.37 °C	1940.00 st0.32 corr
N	03/02/2010	05:37	0	484	181	0.01	2966	297	0	1916	444	0	354	499	999 hPa	25.30 °C	1940.00 st0.32 corr
N	03/02/2010	05:52	0	328	176	0.01	3132	293	0	1911	441	0	671	495	999 hPa	25.28 °C	1940.00 st0.32 corr
N	03/02/2010	06:07	0	21	167	0.01	2621	294	0	2078	440	0	302	495	998 hPa	25.96 °C	1940.00 st0.32 corr
N	03/02/2010	06:22	0	425	180	0.01	3761	296	0	1937	442	0	91	482	998 hPa	25.62 °C	1940.00 st0.32 corr
N	03/02/2010	06:37	0	291	177	0.01	3898	295	0	2219	443	0	35	507	998 hPa	25.69 °C	1940.00 st0.32 corr
N	03/02/2010	06:52	0	384	177	0.02	3911	293	0	2091	441	0	206	495	998 hPa	25.70 °C	1940.00 st0.32 corr
N	03/02/2010	07:07	0	499	177	0.02	4114	294	0	1708	441	0	433	495	998 hPa	25.76 °C	1940.00 st0.32 corr
N	03/02/2010	07:22	0	588	178	0.02	4616	295	0	1313	442	0	378	496	997 hPa	25.57 °C	1940.00 st0.32 corr
N	03/02/2010	07:37	0	608	179	0.02	4803	295	0	2201	442	0	381	497	997 hPa	25.39 °C	1940.00 st0.32 corr
N	03/02/2010	07:52	0	492	176	0.02	4710	293	0	1934	440	0	277	495	997 hPa	25.23 °C	1940.00 st0.32 corr
N	03/02/2010	08:07	0	305	180	0.02	6365	296	0.01	2427	441	0	439	496	997 hPa	25.99 °C	1940.00 st0.32 corr
N	03/02/2010	08:22	0	555	177	0.02	5136	295	0	1697	443	0	444	497	998 hPa	25.72 °C	1940.00 st0.32 corr
N	03/02/2010	08:37	0	752	176	0.02	5886	293	0	2158	442	0	220	497	997 hPa	25.52 °C	1940.00 st0.32 corr
N	03/02/2010	08:52	0	677	176	0.03	7076	293	0.01	2466	440	0	367	495	997 hPa	25.41 °C	1940.00 st0.32 corr
N	03/02/2010	09:07	0	551	177	0.03	6803	293	0.01	2367	439	0	510	493	997 hPa	25.35 °C	1940.00 st0.32 corr
N	03/02/2010	09:22	0	438	177	0.02	5464	294	0	2082	440	0	595	496	997 hPa	25.46 °C	1940.00 st0.32 corr
N	03/02/2010	09:37	0	406	176	0.02	4069	293	0	1968	440	0	289	495	997 hPa	25.96 °C	1940.00 st0.32 corr
N	03/02/2010	09:52	0	214	178	0.01	3212	294	0	1720	441	0	214	495	997 hPa	25.76 °C	1940.00 st0.32 corr
N	03/02/2010	10:07	0	450	180	0.01	3056	296	0	1963	443	0	259	497	997 hPa	25.45 °C	1940.00 st0.32 corr
N	03/02/2010	10:22	0	423	180	0.01	2705	296	0	1070	442	0	149	496	997 hPa	25.28 °C	1940.00 st0.32 corr
N	03/02/2010	10:37	0	202	180	0.01	2415	296	0	1537	441	0	37	496	997 hPa	25.28 °C	1940.00 st0.32 corr
N	03/02/2010	10:52	0	445	180	0.01	2577	296	0	1303	442	0	347	495	997 hPa	25.41 °C	1940.00 st0.32 corr
N	03/02/2010	11:07	0	902	178	0.01	3299	296	0	1484	443	0	576	498	997 hPa	25.62 °C	1940.00 st0.32 corr
N	03/02/2010	11:22	0	532	178	0.01	2864	294	0	1558	440	0	426	494	998 hPa	25.78 °C	1940.00 st0.32 corr
N	03/02/2010	11:37	0	205	177	0.01	2166	293	0	1228	440	0	214	494	998 hPa	25.48 °C	1940.00 st0.32 corr
N	03/02/2010	11:52	0	141	177	0.01	1772	293	0	1270	439	0	223	493	998 hPa	25.53 °C	1940.00 st0.32 corr
N	03/02/2010	12:07	0	418	176	0.01	2585	292	0	1734	438	0	229	493	998 hPa	25.70 °C	1940.00 st0.32 corr
N	03/02/2010	12:22	0	352	177	0.01	2238	294	0	1604	440	0	314	498	998 hPa	25.96 °C	1940.00 st0.32 corr
N	03/02/2010	12:37	0	271	160	0.01	2028	296	0	1807	442	0	275	497	998 hPa	25.67 °C	1940.00 st0.32 corr
N	03/02/2010	12:52	0	436	180	0.01	1868	296	0	1801	442	0	493	496	998 hPa	25.62 °C	1940.00 st0.32 corr
N	03/02/2010	13:07	0	388	176	0.01	2583	293	0	1387	442	0	497	498	998 hPa	25.59 °C	1940.00 st0.32 corr
N	03/02/2010	13:22	0	409	178	0.01	2107	295	0	1953	440	0	298	495	998 hPa	25.74 °C	1940.00 st0.32 corr
N	03/02/2010	13:37	0	144	176	0.01	2074	294	0	1961	444	0	414	499	998 hPa	25.59 °C	1940.00 st0.32 corr
N	03/02/2010	13:52	0	395	179	0.01	1625	294	0	1903	440	0	525	493	998 hPa	25.62 °C	1940.00 st0.32 corr
N	03/02/2010	14:07	0	300	177	0.01	1887	294	0	1958	443	0	215	499	998 hPa	25.70 °C	1940.00 st0.32 corr
N	03/02/2010	14:22	0	520	180	0.01	1949	296	0	2035	442	0	446	497	998 hPa	25.67 °C	1940.00 st0.32 corr
N	03/02/2010	14:37	0	439	176	0.01	1785	294	0	1484	443	0	427	497	997 hPa	25.63 °C	1940.00 st0.32 corr
N	03/02/2010	14:52	0	293	177	0.01	2037	294	0	2102	441	0	442	496	998 hPa	25.66 °C	1940.00 st0.32 corr
N	03/02/2010	15:07	0	348	176	0.01	1716	293	0	2267	440	0	407	494	997 hPa	25.59 °C	1940.00 st0.32 corr
N	03/02/2010	15:22	0	339	179	0.01	1871	296	0	1897	443	0	48	489	998 hPa	25.91 °C	1940.00 st0.32 corr
N	03/02/2010	15:37	0	455	179	0.01	2009	296	0	1916	441	0	35	496	997 hPa	25.62 °C	1940.00 st0.32 corr
N	03/02/2010	15:52	0	670	180	0.01	2903	296	0	1888	441	0	367	496	997 hPa	25.75 °C	1940.00 st0.32 corr
N	03/02/2010	16:07	0	313	177	0.01	3107	293	0	1713	441	0	54	504	998 hPa	25.74 °C	1940.00 st0.32 corr
N	03/02/2010	16:22	0	881	177	0.01	2855	293	0	1430	443	0	421	498	998 hPa	25.57 °C	1940.00 st0.32 corr
N	03/02/2010	16:37	0	838	177	0.01	3605	293	0	2117	441	0	383	495	998 hPa	25.68 °C	1940.00 st0.32 corr
N	03/02/2010	16:52	0	641	176	0.01	3428	293	0	2091	440	0	168	494	998 hPa	25.89 °C	1940.00 st0.32 corr
N	03/02/2010	17:06	0	932	177	0.02	4408										

N	04/02/2010	05:36	0	214	177	0.01	1861	293	0	999	441	0	363	497	990 hPa	25.45 °C	1940.00	st0.32	corr
N	04/02/2010	05:51	0	151	176	0.01	1657	292	0	933	439	0	127	495	990 hPa	25.70 °C	1935.00	st0.32	corr
N	04/02/2010	06:06	0	409	179	0.01	1674	296	0	1632	442	0	182	497	990 hPa	26.07 °C	1940.00	st0.32	corr
N	04/02/2010	06:21	0	281	176	0	1218	292	0	766	438	0	116	491	991 hPa	25.54 °C	1935.00	st0.32	corr
N	04/02/2010	06:36	0	168	176	0	1259	293	0	1633	441	0	184	495	991 hPa	25.74 °C	1930.00	st0.32	corr
N	04/02/2010	06:51	0	1454	176	0	1032	292	0	1384	437	0	65	489	989 hPa	25.71 °C	1940.00	st0.32	corr
N	04/02/2010	07:06	0	96	177	0	1192	292	0	1098	438	0	7	492	991 hPa	25.67 °C	1925.00	st0.32	corr
N	04/02/2010	07:21	0	20	167	0	1106	293	0	1443	438	0	356	495	990 hPa	25.99 °C	1930.00	st0.32	corr
N	04/02/2010	07:36	0	267	176	0	1162	292	0	1158	439	0	81	491	992 hPa	25.61 °C	1920.00	st0.32	corr
N	04/02/2010	07:51	0	200	176	0.01	1408	293	0	1132	440	0	210	479	990 hPa	26.12 °C	1925.00	st0.32	corr
N	04/02/2010	08:06	0	215	179	0.01	1716	294	0	1555	441	0	602	497	991 hPa	25.70 °C	1920.00	st0.32	corr
N	04/02/2010	08:21	0	212	178	0.01	2072	295	0	1247	442	0	99	495	991 hPa	25.39 °C	1925.00	st0.32	corr
N	04/02/2010	08:36	0	393	175	0.01	2967	291	0	948	437	0	83	490	988 hPa	25.25 °C	1940.00	st0.32	corr
N	04/02/2010	08:51	0	295	178	0.01	3885	295	0	2208	440	0	311	494	991 hPa	25.84 °C	1920.00	st0.32	corr
N	04/02/2010	09:06	0	273	176	0.01	2993	292	0	812	439	0	250	493	990 hPa	25.82 °C	1925.00	st0.32	corr
N	04/02/2010	09:21	0	331	176	0.01	2638	292	0	1082	438	0	403	491	989 hPa	25.80 °C	1930.00	st0.32	corr
N	04/02/2010	09:36	0	203	177	0.01	2359	293	0	1809	439	0	19	499	989 hPa	25.60 °C	1930.00	st0.32	corr
N	04/02/2010	09:51	0	18	166	0.01	2050	293	0	1210	439	0	1	482	988 hPa	25.40 °C	1935.00	st0.32	corr
N	04/02/2010	10:06	0	140	177	0.01	2148	293	0	1298	440	0	140	494	988 hPa	25.32 °C	1935.00	st0.32	corr
N	04/02/2010	10:21	0	277	178	0.01	2867	293	0	1295	440	0	423	494	988 hPa	25.32 °C	1930.00	st0.32	corr
N	04/02/2010	10:36	0	148	178	0.01	3351	294	0	1856	439	0	397	494	990 hPa	25.34 °C	1920.00	st0.32	corr
N	04/02/2010	10:51	0	235	178	0.01	2622	293	0	1029	439	0	184	493	988 hPa	25.42 °C	1925.00	st0.32	corr
N	04/02/2010	11:06	0	99	179	0.01	2311	294	0	981	438	0	63	493	989 hPa	25.57 °C	1920.00	st0.32	corr
N	04/02/2010	11:21	0	208	179	0.01	2514	295	0	1659	440	0	517	497	988 hPa	25.48 °C	1920.00	st0.32	corr
N	04/02/2010	11:36	0	205	175	0.01	2158	291	0	1388	437	0	50	478	988 hPa	25.76 °C	1925.00	st0.32	corr
N	04/02/2010	11:51	0	119	175	0.01	2707	291	0	1623	439	0	19	483	987 hPa	25.56 °C	1925.00	st0.32	corr
N	04/02/2010	12:06	0	179	177	0.01	2446	293	0	1062	439	0	399	492	987 hPa	25.74 °C	1925.00	st0.32	corr
N	04/02/2010	12:21	0	220	177	0.02	3979	292	0	1150	438	0	108	491	987 hPa	25.53 °C	1925.00	st0.32	corr
N	04/02/2010	12:36	0	247	177	0.02	5426	292	0	1761	437	0	296	492	988 hPa	25.67 °C	1920.00	st0.32	corr
N	04/02/2010	12:51	0	20	175	0.01	2987	294	0	2062	439	0	279	491	986 hPa	25.84 °C	1920.00	st0.32	corr
N	04/02/2010	13:06	0	196	175	0.01	3034	293	0	1695	441	0	251	496	986 hPa	25.94 °C	1920.00	st0.32	corr
N	04/02/2010	13:21	0	258	174	0.02	4632	291	0	1711	437	0	186	491	985 hPa	26.10 °C	1925.00	st0.32	corr
N	04/02/2010	13:36	0	267	174	0.01	3244	290	0	1734	436	0	299	490	985 hPa	26.18 °C	1925.00	st0.32	corr
N	04/02/2010	13:51	0	185	177	0.01	2608	293	0	1311	437	0	400	491	985 hPa	26.10 °C	1920.00	st0.32	corr
N	04/02/2010	14:06	0	166	175	0.01	2283	293	0	1659	440	0	193	493	984 hPa	25.83 °C	1920.00	st0.32	corr
N	04/02/2010	14:21	0	242	174	0.01	2426	291	0	1299	439	0	141	493	984 hPa	25.69 °C	1925.00	st0.32	corr
N	04/02/2010	14:36	0	283	174	0.01	2591	290	0	1417	436	0	670	491	983 hPa	25.57 °C	1925.00	st0.32	corr
N	04/02/2010	14:51	0	303	175	0.01	2528	291	0	1163	435	0	223	488	983 hPa	25.53 °C	1920.00	st0.32	corr
N	04/02/2010	15:06	0	578	175	0.01	2623	291	0	1551	437	0	19	475	982 hPa	25.49 °C	1925.00	st0.32	corr
N	04/02/2010	15:21	0	153	175	0.01	2766	291	0	1154	436	0	81	489	982 hPa	25.48 °C	1920.00	st0.32	corr
N	04/02/2010	15:36	0	200	175	0.01	2563	291	0	1083	436	0	492	490	981 hPa	26.11 °C	1925.00	st0.32	corr
N	04/02/2010	15:51	0	145	178	0.01	2732	293	0	1839	439	0	186	492	982 hPa	25.89 °C	1920.00	st0.32	corr
N	04/02/2010	16:06	0	105	174	0.01	2706	293	0	1518	439	0	294	495	983 hPa	25.53 °C	1920.00	st0.32	corr
N	04/02/2010	16:21	0	183	174	0.01	2499	290	0	1267	434	0	13	475	982 hPa	25.45 °C	1925.00	st0.32	corr
N	04/02/2010	16:36	0	171	175	0.01	2315	293	0	1794	439	0	521	491	982 hPa	25.88 °C	1920.00	st0.32	corr
N	04/02/2010	16:51	0	192	175	0.01	2813	291	0	1242	437	0	109	483	982 hPa	25.94 °C	1925.00	st0.32	corr
N	04/02/2010	17:06	0	288	175	0.01	2985	291	0	1655	436	0	89	488	982 hPa	25.87 °C	1925.00	st0.32	corr
N	04/02/2010	17:21	0	318	176	0.01	2750	291	0	1629	437	0	192	492	981 hPa	25.62 °C	1930.00	st0.32	corr
N	04/02/2010	17:36	0	300	176	0.01	3560	292	0	1458	437	0	84	492	982 hPa	25.46 °C	1925.00	st0.32	corr
N	04/02/2010	17:51	0	381	178	0.02	4091	294	0	1474	439	0	413	475	983 hPa	25.32 °C	1920.00	st0.32	corr
N	04/02/2010	18:06	0	439	174	0.02	4881	290	0	1296	435	0	7	484	981 hPa	25.18 °C	1925.00	st0.32	corr
N	04/02/2010	18:21	0	328	178	0.02	6034	293	0	2006	437	0	206	491	983 hPa	25.92 °C	1920.00	st0.32	corr
N	04/02/2010	18:36	0	361	175	0.02	4131	293	0	1990	439	0	158	492	983 hPa	25.79 °C	1920.00	st0.32	corr
N	04/02/2010	18:51	0	255	175	0.01	3579	291	0	1641	437	0	253	492	983 hPa	25.67 °C	1925.00	st0.32	corr
N	04/02/2010	19:06	0	222	175	0.01	2999	291	0	1367	436	0	363	490	983 hPa	25.63 °C	1925.00	st0.32	corr
N	04/02/2010	19:21	0	153	175	0.01	2975	291	0	1520	436	0	165	490	983 hPa	25.49 °C	1925.00	st0.32	corr
N	04/02/2010	19:36	0	268	176	0.01	2833	292	0	1663	437	0	251	491	982 hPa	25.40 °C	1920.00	st0.32	corr
N	04/02/2010	19:51	0	461	176	0.01	2757	292	0	1459	437	0	508	492	984 hPa	25.37 °C	1920.00	st0.32	corr
N	04/02/2010	20:06	0	205	177	0.01	2391	292	0	1474	438	0	133	493	984 hPa	25.30 °C	1920.00	st0.32	corr
N	04/02/2010	20:21	0	432	177	0.01	3503	293	0	1255	439	0	138	492	984 hPa	25.27 °C	1920.00	st0.32	corr
N	04/02/2010	20:36	0	379	179	0.02	4063	294	0	1630	440	0	15	483	984 hPa	25.18 °C	1920.00	st0.32	corr
N	04/02/2010	20:51	0	301	177	0.01	3090	294	0	1632	440	0	135	495	984 hPa	25.11 °C	1920.00	st0.32	corr
N	04/02/2010	21:06	0	337	175	0.01	3282	293	0	1388	439	0	221	493	985 hPa	25.12 °C	1920.00	st0.32	corr
N	04/02/2010	21:21	0	344	175	0.02	4409	292	0	2074	439	0	17	475	984 hPa	25.18 °C	1925.00	st0.32	corr
N	04/02/2010	21:36	0	536	175	0.02	5920	291	0	1269	438	0	196	493	984 hPa	25.19 °C	1925.00	st0.32	corr
N	04/02/2010	21:51	0	576	175	0.02	5826	291	0	1427	435	0	579	490	984 hPa	25.23 °C	1920.00	st0.32	corr
N	04/02/2010	22:06	0	364	176	0.02	3996	292	0	1721	436	0	168	490	983 hPa	25.30 °C	1920.00	st0.32	corr
N	04/02/2010	22:21	0	277	176	0.01	3302	292	0	1197	438	0	377	490	983 hPa	25.28 °C	1930.00	st0.32	corr
N	04/02/2010	22:36	0	327	176	0.01	3110	292	0	1093	437	0	92	491	984 hPa	25.30 °C	1920.00	st0.32	corr
N	04/02/2010	22:51	0	270	175	0.01	3399	291	0	1296	436	0	513						

N	05/02/2010	12:23	0	545	176	0.02	5674	293	0.01	2511	439	0	473	493	987 hPa	23.23 °C	1920.00	st0.32	corr
N	05/02/2010	12:38	0	639	175	0.02	5245	292	0.01	3451	438	0	375	492	987 hPa	24.55 °C	1920.00	st0.33	corr
N	05/02/2010	12:53	0	940	175	0.02	5810	291	0.01	3716	436	0	673	490	987 hPa	25.57 °C	1920.00	st0.33	corr
N	05/02/2010	13:08	0	591	178	0.02	5657	294	0.01	3868	440	0	438	493	987 hPa	26.29 °C	1920.00	st0.33	corr
N	05/02/2010	13:23	0	988	174	0.02	5274	291	0.01	3414	436	0	787	490	984 hPa	25.88 °C	1940.00	st0.32	corr
N	05/02/2010	13:38	0	483	175	0.02	4918	291	0.01	3102	436	0	379	489	987 hPa	26.13 °C	1920.00	st0.33	corr
N	05/02/2010	13:53	0	478	175	0.01	3785	291	0.01	2384	439	0	22	482	987 hPa	26.63 °C	1920.00	st0.33	corr
N	05/02/2010	14:08	0	327	175	0.01	3135	291	0.01	2367	436	0	340	489	985 hPa	26.58 °C	1930.00	st0.33	corr
N	05/02/2010	14:23	0	459	175	0.01	3802	291	0	2163	437	0	269	491	986 hPa	26.25 °C	1920.00	st0.33	corr
N	05/02/2010	14:38	0	600	175	0.02	3992	292	0.01	2953	437	0	679	492	985 hPa	26.59 °C	1930.00	st0.33	corr
N	05/02/2010	14:53	0	429	175	0.01	3544	291	0.01	2903	437	0	364	491	987 hPa	26.12 °C	1920.00	st0.33	corr
N	05/02/2010	15:08	0	357	178	0.02	4180	293	0.01	2888	439	0	402	493	987 hPa	26.60 °C	1920.00	st0.33	corr
N	05/02/2010	15:23	0	591	175	0.01	3655	290	0	1933	436	0	490	490	987 hPa	26.01 °C	1920.00	st0.33	corr
N	05/02/2010	15:38	0	268	175	0.02	3920	291	0	1845	436	0	585	490	987 hPa	26.13 °C	1920.00	st0.33	corr
N	05/02/2010	15:53	0	324	175	0.01	3455	291	0	2050	436	0	356	491	987 hPa	26.46 °C	1920.00	st0.33	corr
N	05/02/2010	16:08	0	504	176	0.02	4335	291	0.01	2624	437	0	730	491	987 hPa	26.70 °C	1920.00	st0.33	corr
N	05/02/2010	16:23	0	586	175	0.02	4721	291	0	2198	437	0	424	491	988 hPa	26.88 °C	1920.00	st0.33	corr
N	05/02/2010	16:38	0	352	176	0.02	4524	292	0	1970	438	0	459	493	987 hPa	26.91 °C	1925.00	st0.33	corr
N	05/02/2010	16:53	0	606	175	0.02	4964	292	0	1872	439	0	435	492	988 hPa	26.05 °C	1920.00	st0.33	corr
N	05/02/2010	17:08	0	821	175	0.02	6145	291	0.01	2777	437	0	170	491	989 hPa	26.18 °C	1920.00	st0.33	corr
N	05/02/2010	17:23	0	848	175	0.02	6433	291	0.01	2500	436	0	758	489	989 hPa	26.49 °C	1920.00	st0.33	corr
N	05/02/2010	17:38	0	746	175	0.03	7332	291	0.01	2614	440	0	382	494	989 hPa	26.70 °C	1920.00	st0.33	corr
N	05/02/2010	17:53	0	483	176	0.03	6701	292	0	2157	437	0	342	490	987 hPa	26.39 °C	1935.00	st0.32	corr
N	05/02/2010	18:08	0	821	176	0.03	7016	292	0	2287	437	0	719	491	990 hPa	25.95 °C	1940.00	st0.32	corr
N	05/02/2010	18:23	0	668	176	0.03	8427	292	0.01	2786	438	0	523	491	990 hPa	26.25 °C	1920.00	st0.33	corr
N	05/02/2010	18:38	0	629	177	0.03	7002	293	0.01	2513	439	0	485	492	990 hPa	26.58 °C	1925.00	st0.33	corr
N	05/02/2010	18:53	0	581	175	0.02	5059	292	0	1878	438	0	306	492	991 hPa	25.88 °C	1925.00	st0.33	corr
N	05/02/2010	19:08	0	271	175	0.02	4148	291	0	2024	437	0	248	491	992 hPa	25.99 °C	1920.00	st0.33	corr
N	05/02/2010	19:23	0	577	175	0.02	4303	291	0	1532	436	0	362	489	990 hPa	26.27 °C	1930.00	st0.32	corr
N	05/02/2010	19:38	0	578	175	0.02	4755	291	0	1578	436	0	568	490	993 hPa	26.54 °C	1920.00	st0.33	corr
N	05/02/2010	19:53	0	659	176	0.02	4999	292	0.01	2368	437	0	449	491	991 hPa	26.72 °C	1930.00	st0.33	corr
N	05/02/2010	20:08	0	406	176	0.02	4112	292	0	2187	438	0	1	479	994 hPa	26.80 °C	1920.00	st0.33	corr
N	05/02/2010	20:23	0	329	177	0.02	4509	293	0	1772	439	0	253	493	991 hPa	26.72 °C	1935.00	st0.32	corr
N	05/02/2010	20:38	0	550	176	0.02	5079	293	0	1693	439	0	196	493	994 hPa	25.93 °C	1925.00	st0.32	corr
N	05/02/2010	20:53	0	327	179	0.02	5252	296	0.01	2903	442	0	261	497	993 hPa	26.20 °C	1935.00	st0.32	corr
N	05/02/2010	21:08	0	530	176	0.02	4720	292	0	1450	438	0	632	492	993 hPa	25.73 °C	1935.00	st0.32	corr
N	05/02/2010	21:23	0	226	175	0.02	4171	292	0	1625	438	0	1024	492	996 hPa	25.92 °C	1920.00	st0.32	corr
N	05/02/2010	21:38	0	399	176	0.01	3616	293	0	1476	441	0	57	485	993 hPa	26.35 °C	1935.00	st0.32	corr
N	05/02/2010	21:53	0	540	177	0.01	3031	293	0	1313	438	0	314	492	993 hPa	26.15 °C	1940.00	st0.32	corr
N	05/02/2010	22:08	0	468	177	0.01	3049	293	0	1138	438	0	20	509	995 hPa	25.85 °C	1940.00	st0.32	corr
N	05/02/2010	22:23	0	208	177	0.01	2940	293	0	1584	439	0	143	494	995 hPa	26.20 °C	1940.00	st0.32	corr
N	05/02/2010	22:38	0	351	178	0.01	2917	294	0	1712	441	0	135	494	995 hPa	26.48 °C	1940.00	st0.32	corr
N	05/02/2010	22:53	0	328	176	0.01	2169	293	0	1588	440	0	109	494	996 hPa	25.80 °C	1940.00	st0.32	corr
N	05/02/2010	23:08	0	288	177	0.01	1940	293	0	1196	440	0	152	509	996 hPa	26.00 °C	1940.00	st0.32	corr
N	05/02/2010	23:23	0	334	176	0.01	1922	292	0	1637	439	0	40	475	997 hPa	26.32 °C	1940.00	st0.32	corr
N	05/02/2010	23:38	0	244	176	0.01	1871	293	0	1152	438	0	29	491	997 hPa	26.48 °C	1940.00	st0.32	corr
N	05/02/2010	23:53	0	99	177	0.01	1840	293	0	1439	439	0	329	492	998 hPa	26.57 °C	1940.00	st0.32	corr
N	06/02/2010	00:08	0	294	177	0.01	2117	294	0	1358	440	0	24	477	998 hPa	26.62 °C	1940.00	st0.32	corr
N	06/02/2010	00:23	0	6	173	0.01	1268	294	0	1268	441	0	192	496	999 hPa	26.57 °C	1940.00	st0.32	corr
N	06/02/2010	00:38	0	382	177	0.01	2120	294	0	1111	441	0	40	496	1000 hPa	26.43 °C	1940.00	st0.32	corr
N	06/02/2010	00:53	0	194	177	0.01	2168	294	0	983	441	0	241	496	1000 hPa	26.26 °C	1940.00	st0.32	corr
N	06/02/2010	01:08	0	306	177	0.01	2209	294	0	1403	441	0	4	506	1000 hPa	26.10 °C	1940.00	st0.32	corr
N	06/02/2010	01:23	0	467	177	0.01	2254	294	0	1788	440	0	135	478	1001 hPa	25.95 °C	1940.00	st0.32	corr
N	06/02/2010	01:38	0	468	178	0.01	3141	294	0	1784	440	0	13	480	1001 hPa	25.92 °C	1940.00	st0.32	corr
N	06/02/2010	01:53	0	435	178	0.01	2926	295	0	1539	440	0	208	497	1001 hPa	25.95 °C	1940.00	st0.32	corr
N	06/02/2010	02:08	0	240	178	0.01	2876	295	0	1146	442	0	306	497	1002 hPa	25.95 °C	1940.00	st0.32	corr
N	06/02/2010	02:23	0	271	178	0.01	3170	295	0	1511	442	0	18	509	1002 hPa	25.88 °C	1940.00	st0.32	corr
N	06/02/2010	02:38	0	224	178	0.01	3367	294	0	1537	442	0	339	498	1002 hPa	26.01 °C	1940.00	st0.32	corr
N	06/02/2010	02:53	0	309	178	0.01	2791	294	0	1590	441	0	140	494	1004 hPa	25.94 °C	1940.00	st0.32	corr
N	06/02/2010	03:08	0	400	177	0.01	2926	294	0	1654	441	0	268	476	1003 hPa	25.85 °C	1940.00	st0.32	corr
N	06/02/2010	03:23	0	325	178	0.01	3129	295	0	1668	441	0	37	477	1003 hPa	25.81 °C	1940.00	st0.32	corr
N	06/02/2010	03:38	0	289	178	0.01	3266	295	0	1603	442	0	277	497	1004 hPa	25.81 °C	1940.00	st0.32	corr
N	06/02/2010	03:53	0	282	178	0.01	3759	296	0	2055	443	0	253	497	1004 hPa	25.84 °C	1940.00	st0.32	corr
N	06/02/2010	04:08	0	253	178	0.02	3936	296	0	1736	444	0	166	498	1004 hPa	25.82 °C	1940.00	st0.32	corr
N	06/02/2010	04:23	0	292	179	0.01	2880	296	0	2006	444	0	341	500	1004 hPa	25.76 °C	1940.00	st0.32	corr
N	06/02/2010	04:38	0	238	178	0.01	2359	295	0	1461	443	0	33	476	1005 hPa	25.60 °C	1940.00	st0.32	corr
N	06/02/2010	04:53	0	197	177	0.01	2005	295	0	1782	442	0	156	497	1005 hPa	25.48 °C	1940.00	st0.32	corr
N	06/02/2010	05:08	0	615	178	0.01	2939	296	0	1868	442	0	392	496	1006 hPa	25.47 °C	1940.00	st0.32	corr
N	06/02/2010	05:23	0.01	1844	178	0.02	6052	295	0	1828	443	0	614	497	1006 hPa	25.49 °C	1940.00	st0.32	corr

N	06/02/2010	19:08	0	597	180	0.02	6421	297	0	2208	445	0	581	500	1016 hPa	26.05 °C	1940.00	st0.31	corr
N	06/02/2010	19:23	0	494	180	0.02	6180	297	0	2158	445	0	180	500	1017 hPa	25.87 °C	1940.00	st0.31	corr
N	06/02/2010	19:38	0	466	180	0.02	5939	297	0	2058	445	0	455	500	1017 hPa	25.70 °C	1940.00	st0.31	corr
N	06/02/2010	19:53	0	548	180	0.02	5162	297	0	1526	446	0	74	487	1017 hPa	25.60 °C	1940.00	st0.31	corr
N	06/02/2010	20:08	0	458	179	0.02	4866	297	0	43	439	0	320	501	1017 hPa	25.53 °C	1940.00	st0.31	corr
N	06/02/2010	20:23	0	455	180	0.02	4750	296	0	1699	445	0	440	500	1018 hPa	25.50 °C	1940.00	st0.31	corr
N	06/02/2010	20:38	0	327	180	0.02	3997	296	0	1278	445	0	456	501	1018 hPa	25.47 °C	1940.00	st0.31	corr
N	06/02/2010	20:53	0	365	179	0.02	4207	296	0	1250	444	0	153	499	1018 hPa	25.60 °C	1940.00	st0.31	corr
N	06/02/2010	21:08	0	443	179	0.02	4340	296	0	1205	444	0	456	499	1018 hPa	25.60 °C	1940.00	st0.31	corr
N	06/02/2010	21:23	0	209	179	0.01	3749	296	0	1370	444	0	351	501	1018 hPa	25.90 °C	1940.00	st0.31	corr
N	06/02/2010	21:38	0	429	180	0.01	3368	297	0	1900	445	0	370	501	1017 hPa	25.83 °C	1940.00	st0.31	corr
N	06/02/2010	21:53	0	171	180	0.01	2931	297	0	1	437	0	270	502	1018 hPa	25.70 °C	1940.00	st0.31	corr
N	06/02/2010	22:08	0	483	180	0.01	3434	297	0	1595	446	0	117	500	1018 hPa	25.63 °C	1940.00	st0.31	corr
N	06/02/2010	22:23	0	320	179	0.02	4332	297	0	324	432	0	237	503	1017 hPa	25.66 °C	1940.00	st0.31	corr
N	06/02/2010	22:38	0	397	179	0.01	3636	296	0	1192	444	0	512	500	1018 hPa	25.73 °C	1940.00	st0.31	corr
N	06/02/2010	22:53	0	283	179	0.01	3812	296	0	1299	444	0	399	500	1018 hPa	25.78 °C	1940.00	st0.31	corr
N	06/02/2010	23:08	0	390	179	0.02	3925	297	0	1728	445	0	46	500	1018 hPa	25.82 °C	1940.00	st0.31	corr
N	06/02/2010	23:23	0	396	180	0.01	3741	297	0	1201	445	0	355	499	1018 hPa	25.82 °C	1940.00	st0.31	corr
N	06/02/2010	23:38	0	318	180	0.01	3502	297	0	1440	446	0	209	501	1018 hPa	25.79 °C	1940.00	st0.31	corr
N	06/02/2010	23:53	0	364	180	0.02	4545	297	0	4	437	0	157	479	1018 hPa	25.78 °C	1940.00	st0.31	corr
N	07/02/2010	00:08	0	285	180	0.02	4378	297	0	4	439	0	359	502	1018 hPa	25.78 °C	1940.00	st0.31	corr
N	07/02/2010	00:23	0	631	179	0.01	3622	297	0	1532	446	0	35	483	1018 hPa	25.77 °C	1940.00	st0.31	corr
N	07/02/2010	00:38	0	477	179	0.01	3647	296	0	1366	444	0	332	500	1018 hPa	25.78 °C	1940.00	st0.31	corr
N	07/02/2010	00:53	0	365	179	0.02	4525	296	0	2083	444	0	128	501	1017 hPa	25.72 °C	1940.00	st0.31	corr
N	07/02/2010	01:08	0	609	179	0.02	4781	295	0	1556	443	0	488	498	1017 hPa	25.97 °C	1940.00	st0.31	corr
N	07/02/2010	01:23	0	315	179	0.02	4558	296	0	1538	444	0	539	499	1017 hPa	26.09 °C	1940.00	st0.31	corr
N	07/02/2010	01:38	0	302	180	0.02	4031	297	0	1796	444	0	381	500	1017 hPa	26.15 °C	1940.00	st0.31	corr
N	07/02/2010	01:53	0	33	170	0.01	2676	297	0	1697	446	0	22	508	1017 hPa	26.07 °C	1940.00	st0.31	corr
N	07/02/2010	02:08	0	193	180	0.01	2444	297	0	22	438	0	251	499	1017 hPa	25.96 °C	1940.00	st0.31	corr
N	07/02/2010	02:23	0	128	179	0.01	2331	297	0	17	436	0	131	476	1017 hPa	25.85 °C	1940.00	st0.31	corr
N	07/02/2010	02:38	0	110	179	0.01	2155	297	0	1377	445	0	133	500	1017 hPa	25.77 °C	1940.00	st0.31	corr
N	07/02/2010	02:53	0	154	179	0.01	2074	296	0	1084	445	0	72	484	1017 hPa	25.69 °C	1940.00	st0.31	corr
N	07/02/2010	03:08	0	82	179	0.01	2073	296	0	1311	444	0	80	486	1017 hPa	25.58 °C	1940.00	st0.31	corr
N	07/02/2010	03:23	0	199	180	0.01	2056	297	0	1338	444	0	143	500	1017 hPa	25.44 °C	1940.00	st0.31	corr
N	07/02/2010	03:38	0	304	180	0.01	1879	297	0	1005	445	0	541	501	1016 hPa	25.29 °C	1940.00	st0.31	corr
N	07/02/2010	03:53	0	265	181	0.01	1822	298	0	202	432	0	340	502	1017 hPa	25.14 °C	1940.00	st0.31	corr
N	07/02/2010	04:08	0	140	181	0.01	1890	298	0	1241	447	0	135	502	1017 hPa	25.03 °C	1940.00	st0.31	corr
N	07/02/2010	04:23	0	165	180	0.01	2028	298	0	1559	447	0	43	502	1016 hPa	24.96 °C	1940.00	st0.31	corr
N	07/02/2010	04:38	0	155	180	0.01	1771	297	0	1764	447	0	64	502	1016 hPa	24.86 °C	1940.00	st0.31	corr
N	07/02/2010	04:53	0	227	180	0.01	1764	297	0	1328	445	0	128	501	1016 hPa	24.72 °C	1940.00	st0.31	corr
N	07/02/2010	05:08	0	263	180	0.01	2073	297	0	1506	445	0	128	501	1016 hPa	24.66 °C	1940.00	st0.31	corr
N	07/02/2010	05:23	0	281	180	0.01	1735	297	0	1394	445	0	107	483	1016 hPa	24.67 °C	1940.00	st0.31	corr
N	07/02/2010	05:38	0	43	174	0.01	1547	297	0	1655	445	0	180	500	1016 hPa	24.74 °C	1940.00	st0.31	corr
N	07/02/2010	05:53	0	73	180	0.01	1546	297	0	1005	445	0	47	483	1016 hPa	24.91 °C	1940.00	st0.31	corr
N	07/02/2010	06:08	0	137	180	0.01	1803	297	0	951	446	0	270	502	1016 hPa	25.07 °C	1940.00	st0.31	corr
N	07/02/2010	06:23	0	116	180	0.01	1587	297	0	17	438	0	24	508	1015 hPa	25.18 °C	1940.00	st0.31	corr
N	07/02/2010	06:38	0	151	180	0.01	1620	296	0	1062	445	0	9	493	1015 hPa	25.24 °C	1940.00	st0.31	corr
N	07/02/2010	06:53	0	85	179	0.01	1514	296	0	1123	445	0	22	485	1016 hPa	25.34 °C	1940.00	st0.31	corr
N	07/02/2010	07:08	0	195	179	0.01	1536	296	0	1012	444	0	176	499	1016 hPa	25.49 °C	1940.00	st0.31	corr
N	07/02/2010	07:23	0	92	179	0.01	1599	296	0	988	444	0	80	478	1016 hPa	25.58 °C	1940.00	st0.31	corr
N	07/02/2010	07:38	0	174	179	0.01	1513	296	0	1453	444	0	637	499	1015 hPa	25.66 °C	1940.00	st0.31	corr
N	07/02/2010	07:53	0	18	180	0.01	1520	297	0	948	445	0	159	499	1015 hPa	25.71 °C	1940.00	st0.31	corr
N	07/02/2010	08:08	0	77	179	0.01	1684	297	0	855	445	0	1	488	1015 hPa	25.68 °C	1940.00	st0.31	corr
N	07/02/2010	08:23	0	199	179	0.01	1966	297	0	1160	445	0	43	479	1015 hPa	25.57 °C	1940.00	st0.31	corr
N	07/02/2010	08:38	0	272	180	0.01	1967	297	0	26	445	0	7	476	1015 hPa	25.53 °C	1940.00	st0.31	corr
N	07/02/2010	08:53	0	377	179	0.01	1984	295	0	1585	446	0	155	499	1015 hPa	25.59 °C	1940.00	st0.31	corr
N	07/02/2010	09:08	0	120	178	0.01	2167	295	0	1383	443	0	53	497	1015 hPa	25.83 °C	1940.00	st0.31	corr
N	07/02/2010	09:23	0	189	178	0.01	2087	295	0	1509	443	0	1	505	1015 hPa	26.14 °C	1940.00	st0.32	corr
N	07/02/2010	09:38	0	30	179	0.01	2234	296	0	1681	443	0	22	497	1015 hPa	26.35 °C	1940.00	st0.32	corr
N	07/02/2010	09:53	0	324	178	0.01	2075	296	0	1601	443	0	73	481	1015 hPa	26.45 °C	1940.00	st0.32	corr
N	07/02/2010	10:08	0	131	179	0.01	2068	296	0	1344	444	0	274	498	1014 hPa	26.53 °C	1940.00	st0.32	corr
N	07/02/2010	10:23	0	174	179	0.01	2196	295	0	1620	443	0	150	497	1014 hPa	26.61 °C	1940.00	st0.32	corr
N	07/02/2010	10:38	0	18	168	0.01	2074	298	0	1218	446	0	599	502	1014 hPa	26.75 °C	1940.00	st0.32	corr
N	07/02/2010	10:53	0	282	178	0.01	2137	295	0	1358	443	0	61	478	1014 hPa	25.84 °C	1940.00	st0.32	corr
N	07/02/2010	11:08	0	287	178	0.01	2358	295	0	1166	442	0	13	480	1014 hPa	25.99 °C	1940.00	st0.32	corr
N	07/02/2010	11:23	0	55	177	0.01	2495	298	0	1311	445	0	177	500	1014 hPa	26.53 °C	1940.00	st0.32	corr
N	07/02/2010	11:38	0	465	178	0.01	2283	297	0	1143	446	0	189	503	1014 hPa	26.09 °C	1940.00	st0.32	corr
N	07/02/2010	11:53	0	164	178	0.01	2498	296	0	670	442	0	26	481	1014 hPa	25.82 °C	1940.00	st0.32	corr
N	07/02/2010	12:08	0	396	178	0.01	2792	297	0	1696	447	0	147	503	1014 hPa	26.20 °C	1940.00	st0.32	corr
N	07/02/2010	12:23	0	268	178	0.0													

N	08/02/2010	01:53	0	328	179	0	1191	297	0	1076	445	0	227	500	1012 hPa	25.33 °C	1940.00 st0.32 corr
N	08/02/2010	02:08	0	140	180	0	1274	297	0	1247	447	0	9	494	1011 hPa	25.24 °C	1940.00 st0.32 corr
N	08/02/2010	02:23	0	168	179	0	1167	297	0	75	435	0	112	484	1011 hPa	25.15 °C	1940.00 st0.32 corr
N	08/02/2010	02:38	0	260	179	0	1263	296	0	1081	444	0	17	476	1011 hPa	25.08 °C	1940.00 st0.32 corr
N	08/02/2010	02:53	0	143	179	0	1176	296	0	773	444	0	73	499	1011 hPa	25.00 °C	1940.00 st0.32 corr
N	08/02/2010	03:08	0	219	179	0	1241	296	0	820	444	0	81	481	1011 hPa	24.96 °C	1940.00 st0.32 corr
N	08/02/2010	03:23	0	264	179	0	1049	296	0	1115	444	0	129	498	1011 hPa	24.86 °C	1940.00 st0.32 corr
N	08/02/2010	03:38	0	9	174	0	1040	296	0	703	444	0	64	509	1010 hPa	24.81 °C	1940.00 st0.32 corr
N	08/02/2010	03:53	0	9	174	0	1025	297	0	992	445	0	338	501	1010 hPa	24.89 °C	1940.00 st0.32 corr
N	08/02/2010	04:08	0	341	180	0	1226	297	0	11	438	0	149	501	1010 hPa	25.01 °C	1940.00 st0.32 corr
N	08/02/2010	04:23	0	60	169	0.01	1378	296	0	677	445	0	91	486	1010 hPa	25.15 °C	1940.00 st0.32 corr
N	08/02/2010	04:38	0	158	179	0.01	1422	296	0	825	445	0	4	490	1010 hPa	25.27 °C	1940.00 st0.32 corr
N	08/02/2010	04:53	0	162	179	0	1162	296	0	1033	444	0	149	479	1010 hPa	25.37 °C	1940.00 st0.32 corr
N	08/02/2010	05:08	0	288	179	0.01	1314	295	0	1191	443	0	24	479	1010 hPa	25.47 °C	1940.00 st0.32 corr
N	08/02/2010	05:23	0	176	178	0.01	1317	295	0	790	443	0	117	500	1010 hPa	25.51 °C	1940.00 st0.32 corr
N	08/02/2010	05:38	0	344	179	0.01	1322	296	0	975	443	0	180	497	1010 hPa	25.55 °C	1940.00 st0.32 corr
N	08/02/2010	05:53	0	241	179	0.01	1406	296	0	943	443	0	61	499	1010 hPa	25.56 °C	1940.00 st0.32 corr
N	08/02/2010	06:08	0	293	179	0.01	1471	297	0	1171	445	0	43	493	1010 hPa	25.58 °C	1940.00 st0.32 corr
N	08/02/2010	06:23	0	217	179	0.01	2107	296	0	1095	445	0	9	504	1009 hPa	25.59 °C	1940.00 st0.32 corr
N	08/02/2010	06:38	0	113	179	0.01	1521	296	0	1217	445	0	4	503	1010 hPa	25.63 °C	1940.00 st0.32 corr
N	08/02/2010	06:53	0	436	178	0.01	2352	296	0	1166	444	0	305	500	1010 hPa	25.68 °C	1940.00 st0.32 corr
N	08/02/2010	07:08	0	287	178	0.01	2493	296	0	1746	443	0	472	497	1010 hPa	25.70 °C	1940.00 st0.32 corr
N	08/02/2010	07:23	0	279	179	0.01	2473	295	0	1606	443	0	78	482	1010 hPa	25.66 °C	1940.00 st0.32 corr
N	08/02/2010	07:38	0	417	179	0.01	2294	295	0	1551	443	0	304	499	1010 hPa	25.62 °C	1940.00 st0.32 corr
N	08/02/2010	07:53	0	465	179	0.01	3045	296	0	1632	443	0	409	497	1010 hPa	25.59 °C	1940.00 st0.32 corr
N	08/02/2010	08:08	0	491	179	0.01	3841	296	0	891	444	0	302	499	1010 hPa	25.61 °C	1940.00 st0.32 corr
N	08/02/2010	08:23	0	641	179	0.02	4069	296	0	1855	445	0	185	499	1009 hPa	25.68 °C	1940.00 st0.32 corr
N	08/02/2010	08:38	0	310	178	0.02	4116	296	0	1785	444	0	196	499	1009 hPa	25.75 °C	1940.00 st0.32 corr
N	08/02/2010	08:53	0	953	178	0.03	6598	296	0	1729	444	0	315	499	1009 hPa	25.89 °C	1940.00 st0.32 corr
N	08/02/2010	09:08	0	668	178	0.03	7724	295	0	2006	443	0	573	498	1010 hPa	26.01 °C	1940.00 st0.32 corr
N	08/02/2010	09:23	0	577	178	0.03	6975	295	0	2073	442	0	271	497	1010 hPa	26.05 °C	1940.00 st0.32 corr
N	08/02/2010	09:38	0	952	178	0.02	6486	295	0	1782	442	0	754	497	1010 hPa	26.08 °C	1940.00 st0.32 corr
N	08/02/2010	09:53	0	522	179	0.02	6096	295	0	1921	442	0	127	497	1010 hPa	26.17 °C	1940.00 st0.32 corr
N	08/02/2010	10:08	0	332	179	0.02	5167	296	0	2184	443	0	418	498	1010 hPa	26.27 °C	1940.00 st0.32 corr
N	08/02/2010	10:23	0	553	179	0.02	5242	296	0	1696	444	0	409	499	1010 hPa	26.31 °C	1940.00 st0.32 corr
N	08/02/2010	10:38	0	557	178	0.02	4538	296	0	1764	444	0	4	486	1010 hPa	26.29 °C	1940.00 st0.32 corr
N	08/02/2010	10:53	0	559	178	0.02	4706	295	0	1539	443	0	607	499	1010 hPa	26.28 °C	1940.00 st0.32 corr
N	08/02/2010	11:08	0	355	178	0.02	4814	295	0	1725	442	0	625	497	1010 hPa	26.33 °C	1940.00 st0.32 corr
N	08/02/2010	11:23	0	928	178	0.02	4732	295	0	2078	442	0	203	497	1010 hPa	26.38 °C	1940.00 st0.32 corr
N	08/02/2010	11:38	0	490	178	0.02	4847	295	0	1927	442	0	337	497	1010 hPa	26.45 °C	1940.00 st0.32 corr
N	08/02/2010	11:53	0	370	179	0.02	4748	295	0	1669	442	0	368	497	1010 hPa	26.50 °C	1940.00 st0.32 corr
N	08/02/2010	12:08	0	689	178	0.02	4813	296	0	1754	443	0	150	498	1010 hPa	26.59 °C	1940.00 st0.32 corr
N	08/02/2010	12:23	0	814	178	0.02	5090	295	0	1763	443	0	257	499	1010 hPa	26.71 °C	1940.00 st0.32 corr
N	08/02/2010	12:38	0	529	180	0.02	4032	297	0	2276	446	0	306	501	1010 hPa	26.86 °C	1940.00 st0.32 corr
N	08/02/2010	12:53	0	731	178	0.02	4993	295	0	1906	444	0	517	499	1010 hPa	26.91 °C	1940.00 st0.32 corr
N	08/02/2010	13:08	0	338	178	0.02	4794	295	0	1115	443	0	463	497	1010 hPa	26.95 °C	1940.00 st0.32 corr
N	08/02/2010	13:23	0	621	178	0.03	6540	295	0.01	2360	442	0	172	497	1010 hPa	26.20 °C	1940.00 st0.32 corr
N	08/02/2010	13:38	0	540	178	0.03	6636	295	0.01	2363	442	0	373	496	1010 hPa	26.46 °C	1940.00 st0.32 corr
N	08/02/2010	13:53	0	542	178	0.02	5963	295	0	1851	442	0	219	496	1009 hPa	26.62 °C	1940.00 st0.32 corr
N	08/02/2010	14:08	0	551	178	0.02	5119	295	0	1915	443	0	309	497	1009 hPa	26.81 °C	1940.00 st0.32 corr
N	08/02/2010	14:23	0	758	178	0.02	4934	295	0	1913	443	0	605	498	1009 hPa	27.04 °C	1940.00 st0.32 corr
N	08/02/2010	14:38	0	585	178	0.02	4993	295	0	1842	443	0	133	499	1009 hPa	27.10 °C	1940.00 st0.32 corr
N	08/02/2010	14:53	0	350	178	0.02	4589	294	0	1666	442	0	287	497	1009 hPa	27.08 °C	1940.00 st0.32 corr
N	08/02/2010	15:08	0	601	181	0.02	4740	298	0	2118	446	0	305	501	1009 hPa	27.05 °C	1940.00 st0.32 corr
N	08/02/2010	15:23	0	535	178	0.02	4620	295	0	1584	444	0	201	498	1010 hPa	26.08 °C	1940.00 st0.32 corr
N	08/02/2010	15:38	0	691	178	0.02	5148	295	0	1408	443	0	290	497	1009 hPa	26.31 °C	1940.00 st0.32 corr
N	08/02/2010	15:53	0	513	178	0.02	5560	295	0	1365	443	0	405	497	1009 hPa	26.20 °C	1940.00 st0.32 corr
N	08/02/2010	16:08	0	363	179	0.02	4800	296	0	1239	444	0	168	498	1009 hPa	26.41 °C	1940.00 st0.32 corr
N	08/02/2010	16:23	0	613	178	0.02	4453	295	0	1339	444	0	196	481	1009 hPa	26.53 °C	1940.00 st0.32 corr
N	08/02/2010	16:38	0	414	178	0.02	5196	295	0	1973	443	0	282	499	1009 hPa	26.57 °C	1940.00 st0.32 corr
N	08/02/2010	16:53	0	797	178	0.02	5514	295	0	1944	443	0	381	497	1010 hPa	26.53 °C	1940.00 st0.32 corr
N	08/02/2010	17:08	0	731	178	0.02	5750	295	0	2065	443	0	384	498	1010 hPa	26.40 °C	1940.00 st0.32 corr
N	08/02/2010	17:23	0	1015	179	0.03	7033	295	0	1895	443	0	144	481	1010 hPa	26.20 °C	1940.00 st0.32 corr
N	08/02/2010	17:38	0	806	179	0.03	7615	296	0	1451	444	0	287	499	1010 hPa	26.03 °C	1940.00 st0.32 corr
N	08/02/2010	17:53	0	1007	180	0.03	8196	297	0	1975	444	0	314	500	1010 hPa	25.75 °C	1940.00 st0.32 corr
N	08/02/2010	18:08	0	1027	180	0.03	8739	297	0	2221	445	0	616	500	1010 hPa	25.46 °C	1940.00 st0.32 corr
N	08/02/2010	18:23	0	527	179	0.04	9151	297	0.01	2403	445	0	447	501	1010 hPa	25.31 °C	1940.00 st0.32 corr
N	08/02/2010	18:38	0	484	179	0.03	8140	296	0.01	2554	445	0	143	499	1010 hPa	25.31 °C	1940.00 st0.32 corr
N	08/02/2010	18:53	0	536	179	0.03	6824	296	0	1825	444	0	231	500	1010 hPa	25.35 °C	1940.00 st0.32 corr
N	08/02/2010	19:08	0	369	179	0.02	6175	296	0	1928	444	0	286	500	1011 hPa	25.39 °C	1940.00 st0.32 corr
N	08/02/2010	19:23	0	578	179	0.03	6645	296	0	1511	444	0	17	483	1011 hPa	25.45 °C	1940.00 st0.32 corr
N	08/02/2010	19:38	0	406	179	0.03	6744	296	0	1874	444	0	379	498	1011 hPa	25.54 °C	1940.00 st0.32 corr
N	08/02/2010	19:53	0	408	179	0.02	5303	296	0	1608	443	0	340	499	1011 hPa	25.54 °C	1940.00 st0.32 corr
N	08/02/2010	20:08	0	263	180	0.02	4										

N	09/02/2010	08:38	0	460	179	0.02	4154	296	0	1503	444	0	176	498	1013 hPa	24.91 °C	1940.00	st0.31	corr
N	09/02/2010	08:53	0	675	180	0.02	5235	297	0	1590	444	0	225	500	1013 hPa	24.94 °C	1940.00	st0.31	corr
N	09/02/2010	09:08	0	846	180	0.02	4744	297	0	1267	445	0	457	500	1013 hPa	24.93 °C	1940.00	st0.31	corr
N	09/02/2010	09:23	0	329	181	0.02	4232	298	0	285	433	0	221	501	1013 hPa	24.94 °C	1940.00	st0.31	corr
N	09/02/2010	09:38	0	328	180	0.01	3705	297	0	1693	446	0	41	484	1013 hPa	24.95 °C	1940.00	st0.31	corr
N	09/02/2010	09:52	0	472	180	0.02	3959	297	0	41	439	0	13	508	1013 hPa	24.96 °C	1940.00	st0.31	corr
N	09/02/2010	10:07	0	447	179	0.01	3775	297	0	1675	446	0	62	485	1014 hPa	25.02 °C	1940.00	st0.31	corr
N	09/02/2010	10:22	0	403	179	0.01	3696	296	0	1443	444	0	236	499	1014 hPa	25.16 °C	1940.00	st0.31	corr
N	09/02/2010	10:37	0	337	179	0.01	3240	296	0	1393	444	0	236	499	1014 hPa	25.35 °C	1940.00	st0.31	corr
N	09/02/2010	10:53	0	273	179	0.01	3255	296	0	1194	444	0	244	500	1014 hPa	25.55 °C	1940.00	st0.31	corr
N	09/02/2010	11:08	0	270	180	0.01	3136	296	0	1329	444	0	122	498	1014 hPa	25.75 °C	1940.00	st0.32	corr
N	09/02/2010	11:22	0	277	179	0.01	3053	296	0	1812	444	0	142	499	1014 hPa	25.93 °C	1940.00	st0.32	corr
N	09/02/2010	11:37	0	399	179	0.01	2868	296	0	1438	445	0	2	486	1014 hPa	26.16 °C	1940.00	st0.32	corr
N	09/02/2010	11:53	0	533	178	0.01	3195	296	0	1442	444	0	22	495	1013 hPa	26.40 °C	1940.00	st0.32	corr
N	09/02/2010	12:06	0	396	181	0.01	3286	299	0	296	434	0	2	498	1014 hPa	26.63 °C	1940.00	st0.32	corr
N	09/02/2010	12:23	0	236	178	0.01	3044	296	0	1414	444	0	128	499	1014 hPa	25.95 °C	1940.00	st0.32	corr
N	09/02/2010	12:38	0	273	178	0.01	3246	295	0	1687	443	0	68	498	1014 hPa	25.83 °C	1940.00	st0.32	corr
N	09/02/2010	12:53	0	430	178	0.01	3795	297	0	264	433	0	480	502	1014 hPa	26.22 °C	1940.00	st0.32	corr
N	09/02/2010	13:08	0	507	179	0.01	3413	295	0	1349	443	0	169	497	1014 hPa	26.05 °C	1940.00	st0.32	corr
N	09/02/2010	13:23	0	399	179	0.01	3234	296	0	1504	445	0	83	501	1013 hPa	26.05 °C	1940.00	st0.32	corr
N	09/02/2010	13:38	0	225	179	0.01	2661	296	0	1162	443	0	39	477	1014 hPa	26.25 °C	1940.00	st0.32	corr
N	09/02/2010	13:53	0	262	180	0.01	2611	296	0	510	444	0	272	500	1013 hPa	26.02 °C	1940.00	st0.32	corr
N	09/02/2010	14:08	0	340	180	0.01	2855	296	0	1267	444	0	238	499	1013 hPa	25.93 °C	1940.00	st0.32	corr
N	09/02/2010	14:23	0	447	179	0.01	3173	296	0	1173	444	0	193	499	1013 hPa	25.90 °C	1940.00	st0.32	corr
N	09/02/2010	14:38	0	357	178	0.01	3499	295	0	992	443	0	260	499	1013 hPa	25.92 °C	1940.00	st0.32	corr
N	09/02/2010	14:53	0	354	181	0.01	3337	297	0	1930	445	0	288	499	1013 hPa	26.54 °C	1940.00	st0.32	corr
N	09/02/2010	15:08	0	244	178	0.01	3381	295	0	1758	443	0	18	489	1013 hPa	26.07 °C	1940.00	st0.32	corr
N	09/02/2010	15:23	0	281	179	0.01	3215	295	0	971	443	0	146	497	1013 hPa	26.26 °C	1940.00	st0.32	corr
N	09/02/2010	15:38	0	339	181	0.01	3382	299	0	2054	445	0	20	501	1013 hPa	26.60 °C	1940.00	st0.32	corr
N	09/02/2010	15:53	0	599	179	0.01	3798	296	0	1773	443	0	207	498	1013 hPa	26.31 °C	1940.00	st0.32	corr
N	09/02/2010	16:08	0	307	179	0.01	3689	296	0	1754	445	0	247	499	1013 hPa	26.37 °C	1940.00	st0.32	corr
N	09/02/2010	16:23	0	503	179	0.01	3707	296	0	2077	445	0	323	501	1013 hPa	26.59 °C	1940.00	st0.32	corr
N	09/02/2010	16:38	0	183	178	0.01	3789	295	0	1535	444	0	162	499	1013 hPa	26.77 °C	1940.00	st0.32	corr
N	09/02/2010	16:53	0	438	178	0.02	3994	295	0	1654	443	0	223	498	1014 hPa	26.80 °C	1940.00	st0.32	corr
N	09/02/2010	17:08	0	389	178	0.01	3771	295	0	1455	443	0	316	499	1014 hPa	26.75 °C	1940.00	st0.32	corr
N	09/02/2010	17:23	0	415	179	0.02	5048	295	0	1498	443	0	315	498	1014 hPa	26.68 °C	1940.00	st0.32	corr
N	09/02/2010	17:38	0	896	179	0.03	7200	296	0	1567	444	0	476	498	1014 hPa	26.59 °C	1940.00	st0.32	corr
N	09/02/2010	17:53	0	970	179	0.04	9237	297	0	2033	445	0	323	499	1014 hPa	26.52 °C	1940.00	st0.32	corr
N	09/02/2010	18:08	0	938	179	0.03	8317	297	0.01	2666	445	0	394	501	1014 hPa	26.31 °C	1940.00	st0.32	corr
N	09/02/2010	18:23	0	632	179	0.03	7496	296	0	2203	445	0	555	500	1015 hPa	26.14 °C	1940.00	st0.32	corr
N	09/02/2010	18:38	0	953	179	0.03	7929	296	0.01	2393	445	0	465	499	1015 hPa	26.03 °C	1940.00	st0.32	corr
N	09/02/2010	18:53	0	544	178	0.03	6880	296	0	1808	443	0	225	499	1015 hPa	25.95 °C	1940.00	st0.31	corr
N	09/02/2010	19:08	0	549	179	0.02	5353	296	0	2040	444	0	444	498	1015 hPa	25.94 °C	1940.00	st0.31	corr
N	09/02/2010	19:23	0	777	179	0.02	6211	296	0	2160	444	0	500	498	1015 hPa	25.92 °C	1940.00	st0.31	corr
N	09/02/2010	19:38	0	711	180	0.03	7695	296	0	1656	445	0	440	500	1015 hPa	25.84 °C	1940.00	st0.31	corr
N	09/02/2010	19:53	0	618	180	0.03	6866	297	0	2084	444	0	353	499	1016 hPa	25.66 °C	1940.00	st0.31	corr
N	09/02/2010	20:08	0	451	180	0.02	6263	297	0	1866	445	0	508	500	1016 hPa	25.52 °C	1940.00	st0.31	corr
N	09/02/2010	20:23	0	527	180	0.02	6469	297	0	1854	445	0	422	501	1016 hPa	25.49 °C	1940.00	st0.31	corr
N	09/02/2010	20:38	0	793	180	0.03	7501	297	0	1543	446	0	1	479	1016 hPa	25.47 °C	1940.00	st0.31	corr
N	09/02/2010	20:53	0	509	180	0.03	7551	297	0	2312	445	0	481	500	1016 hPa	25.47 °C	1940.00	st0.31	corr
N	09/02/2010	21:08	0	557	179	0.02	6176	297	0	26	437	0	91	484	1016 hPa	25.44 °C	1940.00	st0.31	corr
N	09/02/2010	21:23	0	539	180	0.02	5433	297	0	1641	445	0	563	500	1016 hPa	25.31 °C	1940.00	st0.31	corr
N	09/02/2010	21:38	0	335	180	0.02	5021	297	0	1349	445	0	17	476	1016 hPa	25.09 °C	1940.00	st0.31	corr
N	09/02/2010	21:53	0	373	180	0.02	4215	297	0	1550	445	0	339	500	1016 hPa	24.84 °C	1940.00	st0.31	corr
N	09/02/2010	22:08	0	510	180	0.02	4479	297	0	1108	446	0	225	502	1016 hPa	24.62 °C	1940.00	st0.31	corr
N	09/02/2010	22:23	0	546	180	0.02	4792	297	0	910	446	0	165	501	1016 hPa	24.43 °C	1940.00	st0.31	corr
N	09/02/2010	22:38	0	457	180	0.02	4422	296	0	1716	446	0	135	500	1016 hPa	24.28 °C	1940.00	st0.31	corr
N	09/02/2010	22:53	0	463	181	0.02	4534	298	0	167	439	0	482	501	1017 hPa	24.16 °C	1940.00	st0.31	corr
N	09/02/2010	23:08	0	583	181	0.02	6020	298	0	239	433	0	404	503	1017 hPa	24.15 °C	1940.00	st0.31	corr
N	09/02/2010	23:23	0	302	181	0.02	6329	298	0	998	434	0	241	503	1017 hPa	24.15 °C	1940.00	st0.31	corr
N	09/02/2010	23:38	0	266	181	0.02	5101	298	0	316	433	0	187	503	1017 hPa	24.05 °C	1940.00	st0.31	corr
N	09/02/2010	23:53	0	358	181	0.02	4850	299	0	649	434	0	569	504	1017 hPa	23.91 °C	1940.00	st0.31	corr
N	10/02/2010	00:06	0	311	181	0.02	4160	299	0	218	433	0	59	484	1017 hPa	23.79 °C	1940.00	st0.31	corr
N	10/02/2010	00:23	0	497	181	0.02	4204	298	0	350	433	0	122	486	1017 hPa	23.72 °C	1940.00	st0.31	corr
N	10/02/2010	00:37	0	404	181	0.02	4172	298	0	122	434	0	44	486	1017 hPa	23.68 °C	1940.00	st0.31	corr
N	10/02/2010	00:52	0	423	181	0.01	3886	298	0	316	433	0	266	504	1017 hPa	23.64 °C	1940.00	st0.31	corr
N	10/02/2010	01:07	0	413	180	0.02	4218	298	0	13	439	0	510	504	1017 hPa	23.60 °C	1940.00	st0.31	corr
N	10/02/2010	01:22	0	700	180	0.01	3787	298	0	8	439	0	288	502	1017 hPa	23.51 °C	1940.00	st0.31	corr
N	10/02/2010	01:37	0	343	181	0.01	3488	298	0	336	432	0	401	503	1017 hPa	23.45 °C	1940.00	st0.31	corr
N	10/02/2010	01:52																	

N	10/02/2010	15:22	0	220	178	0.01	3004	295	0	1606	445	0	7	489	1017 hPa	26.22 °C	1940.00	st0.31	corr
N	10/02/2010	15:37	0	37	173	0.01	2951	298	0	1715	446	0	385	501	1017 hPa	26.48 °C	1940.00	st0.31	corr
N	10/02/2010	15:52	0	349	178	0.01	2804	295	0	1578	443	0	292	499	1018 hPa	26.22 °C	1940.00	st0.31	corr
N	10/02/2010	16:07	0	374	179	0.01	3481	295	0	1662	442	0	93	497	1018 hPa	26.36 °C	1940.00	st0.31	corr
N	10/02/2010	16:22	0	53	177	0.01	3386	299	0	1966	446	0	422	501	1018 hPa	26.47 °C	1940.00	st0.31	corr
N	10/02/2010	16:37	0	551	178	0.02	3949	295	0	732	443	0	222	497	1018 hPa	26.10 °C	1940.00	st0.31	corr
N	10/02/2010	16:52	0	749	178	0.02	5087	295	0	1648	443	0	313	499	1018 hPa	26.17 °C	1940.00	st0.31	corr
N	10/02/2010	17:07	0	477	179	0.02	4529	296	0	1791	443	0	194	499	1019 hPa	26.65 °C	1940.00	st0.31	corr
N	10/02/2010	17:22	0	641	179	0.02	4666	297	0	1529	445	0	174	499	1019 hPa	26.44 °C	1940.00	st0.31	corr
N	10/02/2010	17:37	0	589	180	0.02	5868	297	0	1777	446	0	355	501	1019 hPa	26.44 °C	1940.00	st0.31	corr
N	10/02/2010	17:52	0	869	180	0.03	7095	297	0	1933	447	0	410	502	1019 hPa	26.17 °C	1940.00	st0.31	corr
N	10/02/2010	18:07	0	790	179	0.03	8445	297	0	411	432	0	280	503	1020 hPa	25.88 °C	1940.00	st0.31	corr
N	10/02/2010	18:22	0	992	179	0.04	10198	297	0.01	2726	446	0	396	501	1020 hPa	25.63 °C	1940.00	st0.31	corr
N	10/02/2010	18:37	0	659	180	0.04	10212	297	0.01	2897	445	0	485	500	1020 hPa	25.39 °C	1940.00	st0.31	corr
N	10/02/2010	18:52	0	1245	180	0.06	14834	297	0.01	2676	446	0	785	501	1020 hPa	25.18 °C	1940.00	st0.31	corr
N	10/02/2010	19:07	0	915	180	0.05	12648	298	0	583	432	0	1031	502	1020 hPa	25.02 °C	1940.00	st0.31	corr
N	10/02/2010	19:22	0	746	181	0.05	12075	298	0	710	432	0	648	501	1020 hPa	24.92 °C	1940.00	st0.31	corr
N	10/02/2010	19:37	0	697	181	0.05	12309	298	0	497	434	0	607	502	1021 hPa	24.85 °C	1940.00	st0.31	corr
N	10/02/2010	19:52	0	1334	181	0.06	14461	299	0	798	433	0	748	504	1021 hPa	24.80 °C	1940.00	st0.31	corr
N	10/02/2010	20:07	0	1483	180	0.07	19486	298	0	740	433	0	1030	503	1021 hPa	24.78 °C	1940.00	st0.31	corr
N	10/02/2010	20:22	0.01	2018	180	0.08	21382	298	0	1095	433	0.01	2453	503	1021 hPa	24.73 °C	1940.00	st0.31	corr
N	10/02/2010	20:37	0	1526	180	0.08	21044	298	0	1019	432	0	823	502	1021 hPa	24.68 °C	1940.00	st0.31	corr
N	10/02/2010	20:52	0	626	180	0.07	17243	298	0.01	4170	446	0	728	502	1021 hPa	24.59 °C	1940.00	st0.31	corr
N	10/02/2010	21:07	0	612	180	0.06	16101	298	0.01	3609	446	0	835	502	1021 hPa	24.53 °C	1940.00	st0.31	corr
N	10/02/2010	21:22	0	1235	181	0.05	13378	298	0.01	3663	446	0	583	501	1022 hPa	24.42 °C	1940.00	st0.31	corr
N	10/02/2010	21:37	0	704	181	0.04	11622	298	0	619	432	0	804	502	1022 hPa	24.33 °C	1940.00	st0.31	corr
N	10/02/2010	21:52	0	595	181	0.04	9576	298	0	582	433	0	654	502	1022 hPa	24.19 °C	1940.00	st0.31	corr
N	10/02/2010	22:07	0	792	182	0.03	8933	299	0	464	433	0	716	504	1022 hPa	24.03 °C	1940.00	st0.31	corr
N	10/02/2010	22:22	0	615	182	0.04	9336	299	0	718	435	0	274	505	1022 hPa	23.90 °C	1940.00	st0.31	corr
N	10/02/2010	22:37	0	719	181	0.03	8805	299	0	466	435	0	837	506	1022 hPa	23.74 °C	1940.00	st0.31	corr
N	10/02/2010	22:52	0	549	181	0.03	7400	299	0	781	434	0	459	505	1022 hPa	23.57 °C	1940.00	st0.31	corr
N	10/02/2010	23:07	0	487	181	0.03	7443	299	0	569	435	0	328	506	1023 hPa	23.47 °C	1940.00	st0.31	corr
N	10/02/2010	23:22	0	657	181	0.03	7778	299	0	420	434	0	293	504	1023 hPa	23.40 °C	1940.00	st0.31	corr
N	10/02/2010	23:37	0	1276	181	0.04	9628	299	0	808	433	0	533	503	1023 hPa	23.36 °C	1940.00	st0.31	corr
N	10/02/2010	23:52	0	1096	181	0.04	11032	298	0	728	433	0	1041	503	1023 hPa	23.38 °C	1940.00	st0.31	corr
N	11/02/2010	00:07	0	636	182	0.04	9262	299	0	632	433	0	699	504	1023 hPa	23.37 °C	1940.00	st0.31	corr
N	11/02/2010	00:22	0	738	182	0.04	9189	300	0	529	433	0	612	504	1023 hPa	23.37 °C	1940.00	st0.31	corr
N	11/02/2010	00:37	0.01	1661	182	0.05	11979	300	0	689	434	0	1093	506	1023 hPa	23.35 °C	1940.00	st0.31	corr
N	11/02/2010	00:52	0	1094	182	0.04	9802	300	0	679	436	0	769	506	1023 hPa	23.30 °C	1940.00	st0.31	corr
N	11/02/2010	01:07	0	374	182	0.02	5975	300	0	483	435	0	533	505	1023 hPa	23.28 °C	1940.00	st0.31	corr
N	11/02/2010	01:22	0	278	182	0.02	4199	299	0	415	435	0	575	506	1023 hPa	23.21 °C	1940.00	st0.31	corr
N	11/02/2010	01:37	0	250	181	0.01	3462	299	0	280	436	0	12	490	1023 hPa	23.10 °C	1940.00	st0.31	corr
N	11/02/2010	01:52	0	222	181	0.01	3339	299	0	222	435	0	379	506	1023 hPa	23.06 °C	1940.00	st0.31	corr
N	11/02/2010	02:07	0	404	181	0.01	3341	299	0	182	434	0	280	505	1023 hPa	23.01 °C	1940.00	st0.31	corr
N	11/02/2010	02:22	0	167	182	0.01	3045	299	0	1185	449	0	383	505	1023 hPa	22.96 °C	1940.00	st0.31	corr
N	11/02/2010	02:37	0	205	181	0.01	2948	299	0	315	434	0	108	506	1024 hPa	22.93 °C	1940.00	st0.31	corr
N	11/02/2010	02:52	0	281	181	0.01	2840	299	0	246	434	0	176	505	1024 hPa	22.94 °C	1940.00	st0.31	corr
N	11/02/2010	03:07	0	254	182	0.01	2878	299	0	184	434	0	389	505	1024 hPa	22.91 °C	1940.00	st0.31	corr
N	11/02/2010	03:22	0	169	182	0.01	2802	299	0	223	434	0	2	494	1024 hPa	22.87 °C	1940.00	st0.31	corr
N	11/02/2010	03:37	0	213	182	0.01	2677	300	0	247	434	0	166	504	1024 hPa	22.78 °C	1940.00	st0.31	corr
N	11/02/2010	03:52	0	364	183	0.01	2605	300	0	169	435	0	169	506	1024 hPa	22.64 °C	1940.00	st0.31	corr
N	11/02/2010	04:07	0	256	183	0.01	2432	301	0	14	443	0	185	506	1024 hPa	22.48 °C	1940.00	st0.31	corr
N	11/02/2010	04:22	0	222	183	0.01	2303	301	0	12	442	0	33	508	1024 hPa	22.36 °C	1940.00	st0.31	corr
N	11/02/2010	04:37	0	336	182	0.01	2266	300	0	113	435	0	203	507	1024 hPa	22.29 °C	1940.00	st0.31	corr
N	11/02/2010	04:52	0	316	182	0.01	2258	300	0	80	442	0	277	508	1024 hPa	22.25 °C	1940.00	st0.31	corr
N	11/02/2010	05:07	0	314	182	0.01	2494	300	0	182	437	0	4	509	1024 hPa	22.25 °C	1940.00	st0.31	corr
N	11/02/2010	05:22	0	262	183	0.01	2334	300	0	145	437	0	2	487	1024 hPa	22.19 °C	1940.00	st0.31	corr
N	11/02/2010	05:37	0	345	182	0.01	2324	299	0	196	436	0	69	506	1024 hPa	22.12 °C	1940.00	st0.31	corr
N	11/02/2010	05:52	0.02	5581	182	0.01	2394	300	0	763	449	0	127	493	1024 hPa	22.04 °C	1940.00	st0.31	corr
N	11/02/2010	06:07	0	323	182	0.01	2491	300	0	112	435	0	127	505	1024 hPa	22.01 °C	1940.00	st0.31	corr
N	11/02/2010	06:22	0	433	183	0.01	2754	300	0	151	435	0	20	508	1024 hPa	22.02 °C	1940.00	st0.31	corr
N	11/02/2010	06:37	0	310	183	0.01	3459	301	0	169	437	0	194	507	1024 hPa	22.03 °C	1940.00	st0.31	corr
N	11/02/2010	06:52	0	292	183	0.01	3543	301	0	276	436	0	221	508	1024 hPa	22.04 °C	1940.00	st0.31	corr
N	11/02/2010	07:07	0	435	183	0.01	3843	301	0	341	437	0	355	509	1024 hPa	22.05 °C	1940.00	st0.31	corr
N	11/02/2010	07:22	0	291	165	0.01	3861	301	0	284	437	0	173	507	1024 hPa	22.03 °C	1940.00	st0.31	corr
N	11/02/2010	07:37	0	373	183	0.01	3632	301	0	0	452	0	286	508	1025 hPa	22.02 °C	1940.00	st0.31	corr
N	11/02/2010	07:52	0	464	182	0.02	4080	300	0	306	436	0	235	508	1025 hPa	22.00 °C	1940.00	st0.31	corr
N	11/02/2010	08:07	0	1169	182	0.03	8177	299	0	153	436	0	33	490	1025 hPa	21.97 °C	1940.00	st0.31	corr
N	11/02/2010	08:22	0	607	182	0.03	8320	300	0	633	435	0	484	505	1025 hPa	21.93 °C	1940.00	st0.31	corr

N	11/02/2010	22:07	0.02	4790	181	0.17	44006	299	0.01	2656	434	0.01	3247	504	1026 hPa	24.19 °C	1940.00 st0.31 corr
N	11/02/2010	22:22	0.01	4533	181	0.17	43849	298	0.01	2393	433	0.01	1125	503	1026 hPa	24.12 °C	1940.00 st0.31 corr
N	11/02/2010	22:37	0.02	5717	181	0.19	50481	298	0.01	2371	433	0.01	1694	503	1026 hPa	24.07 °C	1940.00 st0.31 corr
N	11/02/2010	22:52	0.02	5449	181	0.21	53711	298	0.01	2561	433	0.01	3115	504	1026 hPa	23.99 °C	1940.00 st0.31 corr
N	11/02/2010	23:07	0.01	4213	181	0.2	51297	299	0.01	2509	434	0.01	2616	504	1026 hPa	23.88 °C	1940.00 st0.31 corr
N	11/02/2010	23:22	0.01	2348	181	0.16	41029	299	0.01	1916	433	0.01	1980	504	1026 hPa	23.65 °C	1940.00 st0.31 corr
N	11/02/2010	23:37	0.01	1303	182	0.12	30089	299	0.01	1466	433	0.01	2177	504	1026 hPa	23.50 °C	1940.00 st0.31 corr
N	11/02/2010	23:52	0.01	1763	182	0.1	26980	299	0.01	1154	434	0.01	1955	504	1026 hPa	23.46 °C	1940.00 st0.31 corr
N	12/02/2010	00:07	0.01	1622	182	0.11	26299	299	0.01	1367	433	0.01	1870	504	1026 hPa	23.41 °C	1940.00 st0.31 corr
N	12/02/2010	00:22	0.01	1335	182	0.08	21741	300	0.01	1096	435	0.01	1651	505	1026 hPa	23.43 °C	1940.00 st0.31 corr
N	12/02/2010	00:37	0.01	1816	182	0.09	23061	300	0.01	1234	434	0.01	1776	505	1026 hPa	23.54 °C	1940.00 st0.31 corr
N	12/02/2010	00:52	0.01	2156	182	0.09	24098	300	0.01	1134	435	0.01	1804	505	1026 hPa	23.64 °C	1940.00 st0.31 corr
N	12/02/2010	01:07	0.01	2878	182	0.09	24623	300	0.01	1088	435	0.01	1820	506	1026 hPa	23.71 °C	1940.00 st0.31 corr
N	12/02/2010	01:22	0.01	2706	181	0.1	25950	299	0.01	1307	435	0.01	1995	506	1025 hPa	23.78 °C	1940.00 st0.31 corr
N	12/02/2010	01:37	0.01	1666	181	0.09	24678	299	0.01	1620	434	0.01	1808	505	1025 hPa	23.86 °C	1940.00 st0.31 corr
N	12/02/2010	01:52	0.01	1681	181	0.09	22635	298	0.01	1344	434	0.01	1734	505	1025 hPa	23.94 °C	1940.00 st0.31 corr
N	12/02/2010	02:07	0.01	4448	181	0.14	35582	298	0.01	1418	433	0.01	1758	503	1025 hPa	24.08 °C	1940.00 st0.31 corr
N	12/02/2010	02:22	0.01	1686	181	0.09	24672	298	0.01	1156	433	0.01	1804	503	1025 hPa	24.17 °C	1940.00 st0.31 corr
N	12/02/2010	02:37	0.01	1478	181	0.07	18244	298	0.01	1305	433	0.01	1291	503	1025 hPa	24.19 °C	1940.00 st0.31 corr
N	12/02/2010	02:52	0.01	1856	181	0.08	20054	298	0.01	1110	433	0.01	1185	503	1026 hPa	24.09 °C	1940.00 st0.31 corr
N	12/02/2010	03:07	0.01	937	181	0.06	16635	299	0.01	1109	433	0.01	1431	504	1025 hPa	23.98 °C	1940.00 st0.31 corr
N	12/02/2010	03:22	0.01	1550	182	0.06	14706	299	0.01	1305	433	0.01	1121	503	1025 hPa	23.92 °C	1940.00 st0.31 corr
N	12/02/2010	03:37	0.01	929	182	0.04	11491	299	0.01	733	433	0.01	1331	504	1025 hPa	23.95 °C	1940.00 st0.31 corr
N	12/02/2010	03:52	0.01	1010	182	0.04	10422	299	0.01	1042	433	0.01	1018	502	1025 hPa	24.00 °C	1940.00 st0.31 corr
N	12/02/2010	04:07	0.01	1238	181	0.05	11925	299	0.01	746	434	0.01	1032	504	1025 hPa	24.09 °C	1940.00 st0.31 corr
N	12/02/2010	04:22	0.01	984	181	0.05	13502	299	0.01	932	434	0.01	1255	505	1025 hPa	24.21 °C	1940.00 st0.31 corr
N	12/02/2010	04:37	0.01	715	181	0.04	11549	299	0.01	703	434	0.01	1253	504	1025 hPa	24.29 °C	1940.00 st0.31 corr
N	12/02/2010	04:52	0.01	945	181	0.04	9957	299	0.01	527	434	0.01	795	504	1025 hPa	24.35 °C	1940.00 st0.31 corr
N	12/02/2010	05:07	0.01	1280	181	0.04	11457	298	0.01	757	433	0.01	1045	504	1025 hPa	24.46 °C	1940.00 st0.31 corr
N	12/02/2010	05:22	0.01	1229	181	0.04	10402	298	0.01	669	433	0.01	890	504	1025 hPa	24.56 °C	1940.00 st0.31 corr
N	12/02/2010	05:37	0.01	763	180	0.04	11050	298	0.01	603	432	0.01	1141	503	1025 hPa	24.62 °C	1940.00 st0.31 corr
N	12/02/2010	05:52	0.01	1060	180	0.04	11479	298	0.01	765	432	0.01	1384	502	1025 hPa	24.69 °C	1940.00 st0.31 corr
N	12/02/2010	06:07	0.01	1067	180	0.05	12487	298	0.01	695	432	0.01	751	502	1025 hPa	24.72 °C	1940.00 st0.31 corr
N	12/02/2010	06:22	0.01	1924	181	0.06	14320	298	0.01	736	433	0.01	950	503	1025 hPa	24.76 °C	1940.00 st0.31 corr
N	12/02/2010	06:37	0.01	2457	181	0.06	15422	298	0.01	960	432	0.01	1118	502	1025 hPa	24.78 °C	1940.00 st0.31 corr
N	12/02/2010	06:52	0.01	1232	181	0.05	13915	298	0.01	1057	432	0.01	871	502	1025 hPa	24.80 °C	1940.00 st0.31 corr
N	12/02/2010	07:07	0.01	3797	181	0.06	15808	299	0.01	1002	432	0.01	999	502	1025 hPa	24.86 °C	1940.00 st0.31 corr
N	12/02/2010	07:22	0.03	9205	181	0.11	29116	299	0.01	1092	433	0.01	1230	503	1025 hPa	24.91 °C	1940.00 st0.31 corr
N	12/02/2010	07:37	0.04	10836	181	0.15	38962	299	0.01	1164	434	0.01	1064	504	1025 hPa	24.97 °C	1940.00 st0.31 corr
N	12/02/2010	07:52	0.03	9898	181	0.15	39218	298	0.01	1311	433	0.01	1318	503	1025 hPa	25.03 °C	1940.00 st0.31 corr
N	12/02/2010	08:07	0.04	12767	181	0.18	47238	298	0.01	1527	433	0.01	1441	504	1025 hPa	25.09 °C	1940.00 st0.31 corr
N	12/02/2010	08:22	0.03	9444	180	0.19	48564	298	0.01	1246	433	0.01	1489	503	1025 hPa	25.18 °C	1940.00 st0.31 corr
N	12/02/2010	08:37	0.01	4565	180	0.16	42284	297	0.02	10969	446	0.01	1858	502	1025 hPa	25.31 °C	1940.00 st0.31 corr
N	12/02/2010	08:52	0.01	3137	180	0.14	36208	297	0.02	11029	446	0.01	2056	501	1025 hPa	25.48 °C	1940.00 st0.31 corr
N	12/02/2010	09:07	0.01	2162	180	0.11	29021	297	0.02	9607	445	0.01	2122	500	1025 hPa	25.63 °C	1940.00 st0.31 corr
N	12/02/2010	09:22	0.01	1906	180	0.09	24335	297	0.02	8533	445	0.01	1613	500	1025 hPa	25.74 °C	1940.00 st0.31 corr
N	12/02/2010	09:37	0.01	1145	180	0.06	16423	297	0.02	7097	445	0.01	1002	500	1025 hPa	25.80 °C	1940.00 st0.31 corr
N	12/02/2010	09:52	0.01	799	180	0.04	11228	297	0.01	5594	445	0.01	973	500	1025 hPa	25.91 °C	1940.00 st0.31 corr
N	12/02/2010	10:07	0.01	1165	180	0.04	11236	298	0.01	4860	445	0.01	931	501	1025 hPa	26.08 °C	1940.00 st0.31 corr
N	12/02/2010	10:22	0.01	739	180	0.04	9578	297	0.01	4801	445	0.01	721	501	1025 hPa	26.24 °C	1940.00 st0.31 corr
N	12/02/2010	10:37	0.01	294	179	0.03	7827	297	0.01	4018	445	0.01	555	500	1025 hPa	26.51 °C	1940.00 st0.31 corr
N	12/02/2010	10:52	0.01	684	181	0.03	8155	298	0.01	472	432	0.01	594	502	1025 hPa	26.89 °C	1940.00 st0.31 corr
N	12/02/2010	11:07	0.01	433	179	0.03	7113	296	0.01	2980	445	0.01	562	501	1025 hPa	26.10 °C	1940.00 st0.31 corr
N	12/02/2010	11:22	0.01	412	181	0.02	6156	298	0.01	468	432	0.01	370	503	1025 hPa	26.49 °C	1940.00 st0.31 corr
N	12/02/2010	11:37	0.01	535	179	0.02	4322	296	0.01	2558	444	0.01	476	500	1025 hPa	26.08 °C	1940.00 st0.31 corr
N	12/02/2010	11:52	0.01	329	182	0.02	4629	299	0.01	230	434	0.01	530	502	1025 hPa	26.53 °C	1940.00 st0.31 corr
N	12/02/2010	12:07	0.01	524	182	0.02	4144	300	0.01	217	434	0.01	428	504	1025 hPa	26.23 °C	1940.00 st0.31 corr
N	12/02/2010	12:22	0.01	323	179	0.02	4488	298	0.01	2146	446	0.01	298	504	1025 hPa	25.98 °C	1940.00 st0.31 corr
N	12/02/2010	12:37	0.01	399	179	0.02	4170	296	0.01	1126	444	0.01	407	499	1025 hPa	25.95 °C	1940.00 st0.31 corr
N	12/02/2010	12:52	0.01	501	182	0.02	4532	299	0.01	1886	446	0.01	35	480	1025 hPa	26.38 °C	1940.00 st0.31 corr
N	12/02/2010	13:07	0.01	526	179	0.02	5393	298	0.01	249	433	0.01	90	485	1025 hPa	26.38 °C	1940.00 st0.31 corr
N	12/02/2010	13:22	0.01	382	179	0.02	5163	297	0.01	281	434	0.01	245	503	1025 hPa	26.43 °C	1940.00 st0.31 corr
N	12/02/2010	13:37	0.01	448	179	0.02	4609	296	0.01	206	433	0.01	417	504	1025 hPa	26.44 °C	1940.00 st0.31 corr
N	12/02/2010	13:52	0.01	306	179	0.02	4542	296	0.01	1774	444	0.01	447	500	1025 hPa	26.52 °C	1940.00 st0.31 corr
N	12/02/2010	14:07	0.01	598	179	0.02	4008	296	0.01	2043	444	0.01	530	499	1025 hPa	26.53 °C	1940.00 st0.31 corr
N	12/02/2010	14:22	0.01	731	179	0.02	5495	296	0.01	2091	445	0.01	396	500	1025 hPa	26.48 °C	1940.00 st0.31 corr
N	12/02/2010	14:37	0.01	666	180	0.02	5478	297	0.01	1887	446	0.01	356	501	1025 hPa	26.36 °C	1940.00 st0.31 corr
N	12/02/2010	14:52	0.01	767	181	0.02	6101	298	0.01	192	432	0.01	516	501	1025 hPa	26.24 °C	1940.00 st0.31 corr
N	12/02/2010	15:07	0.01	536	182	0.02	4743	299	0.01	439	433	0.01	417	503			

N	13/02/2010	04:52	0	266	181	0.01	2157	299	0	160	435	0	4	485	1025 hPa	24.15 °C	1940.00 st0.31 corr
N	13/02/2010	05:07	0	11	171	0.01	1983	299	0	13	435	0	53	485	1025 hPa	24.04 °C	1940.00 st0.31 corr
N	13/02/2010	05:22	0	6	170	0.01	1910	299	0	248	435	0	23	476	1025 hPa	23.94 °C	1940.00 st0.31 corr
N	13/02/2010	05:37	0	240	181	0.01	2087	299	0	191	434	0	25	503	1025 hPa	23.84 °C	1940.00 st0.31 corr
N	13/02/2010	05:52	0	197	181	0.01	1895	299	0	195	433	0	208	504	1025 hPa	23.80 °C	1940.00 st0.31 corr
N	13/02/2010	06:07	0	128	181	0.01	1806	299	0	105	434	0	88	502	1025 hPa	23.82 °C	1940.00 st0.31 corr
N	13/02/2010	06:22	0	211	181	0.01	2734	298	0	200	433	0	11	477	1025 hPa	23.82 °C	1940.00 st0.31 corr
N	13/02/2010	06:37	0	170	181	0.01	2861	299	0	232	433	0	88	503	1025 hPa	23.85 °C	1940.00 st0.31 corr
N	13/02/2010	06:52	0	345	182	0.01	2419	299	0	1143	448	0	235	503	1025 hPa	23.86 °C	1940.00 st0.31 corr
N	13/02/2010	07:07	0	232	182	0.01	2145	299	0	589	435	0	6	492	1025 hPa	23.85 °C	1940.00 st0.31 corr
N	13/02/2010	07:22	0	208	182	0.01	2031	299	0	116	434	0	164	504	1025 hPa	23.89 °C	1940.00 st0.31 corr
N	13/02/2010	07:37	0	173	182	0.01	2013	299	0	259	433	0	105	504	1025 hPa	23.95 °C	1940.00 st0.31 corr
N	13/02/2010	07:52	0	344	182	0.01	2089	299	0	17	438	0	342	504	1025 hPa	24.03 °C	1940.00 st0.31 corr
N	13/02/2010	08:07	0	184	181	0.01	2614	299	0	252	435	0	76	492	1025 hPa	24.14 °C	1940.00 st0.31 corr
N	13/02/2010	08:22	0	198	181	0.01	2261	299	0	2	434	0	125	504	1025 hPa	24.28 °C	1940.00 st0.31 corr
N	13/02/2010	08:37	0	317	181	0.01	2616	298	0	126	434	0	11	508	1025 hPa	24.46 °C	1940.00 st0.31 corr
N	13/02/2010	08:52	0	404	180	0.01	3354	298	0	265	434	0	156	504	1025 hPa	24.64 °C	1940.00 st0.31 corr
N	13/02/2010	09:07	0	463	180	0.01	3792	298	0	148	432	0	216	502	1025 hPa	24.80 °C	1940.00 st0.31 corr
N	13/02/2010	09:22	0	350	180	0.01	3590	297	0	1292	446	0	301	501	1025 hPa	24.96 °C	1940.00 st0.31 corr
N	13/02/2010	09:37	0	393	180	0.01	3069	297	0	1121	446	0	338	502	1024 hPa	25.15 °C	1940.00 st0.31 corr
N	13/02/2010	09:52	0	123	180	0.01	2766	297	0	1222	445	0	300	500	1024 hPa	25.33 °C	1940.00 st0.31 corr
N	13/02/2010	10:07	0	531	180	0.01	3259	297	0	2	437	0	154	502	1025 hPa	25.48 °C	1940.00 st0.31 corr
N	13/02/2010	10:22	0	478	180	0.01	3809	297	0	1955	445	0	373	500	1024 hPa	25.69 °C	1940.00 st0.31 corr
N	13/02/2010	10:37	0	552	180	0.02	4502	297	0	1050	445	0	427	500	1024 hPa	25.97 °C	1940.00 st0.31 corr
N	13/02/2010	10:52	0	578	180	0.02	4719	297	0	145	432	0	248	501	1024 hPa	26.21 °C	1940.00 st0.31 corr
N	13/02/2010	11:07	0	473	179	0.02	4474	297	0	1769	446	0	9	478	1024 hPa	26.44 °C	1940.00 st0.31 corr
N	13/02/2010	11:22	0	486	183	0.02	4130	300	0	195	434	0	333	504	1024 hPa	26.64 °C	1940.00 st0.31 corr
N	13/02/2010	11:37	0	475	179	0.02	5738	296	0	1475	445	0	463	502	1024 hPa	26.92 °C	1940.00 st0.31 corr
N	13/02/2010	11:52	0	468	183	0.02	4899	300	0	259	434	0	317	503	1024 hPa	26.28 °C	1940.00 st0.31 corr
N	13/02/2010	12:07	0	449	179	0.02	4529	296	0	931	444	0	347	500	1024 hPa	25.96 °C	1940.00 st0.31 corr
N	13/02/2010	12:22	0	280	182	0.02	4772	300	0	168	433	0	654	504	1023 hPa	26.37 °C	1940.00 st0.31 corr
N	13/02/2010	12:37	0	491	179	0.01	3799	296	0	1241	444	0	407	499	1024 hPa	26.26 °C	1940.00 st0.31 corr
N	13/02/2010	12:52	0	204	179	0.02	3985	298	0	255	433	0	110	504	1023 hPa	26.54 °C	1940.00 st0.31 corr
N	13/02/2010	13:07	0	479	179	0.01	3845	296	0	1885	447	0	409	502	1023 hPa	26.58 °C	1940.00 st0.31 corr
N	13/02/2010	13:22	0	352	179	0.02	4286	296	0	1364	443	0	83	500	1023 hPa	26.41 °C	1940.00 st0.31 corr
N	13/02/2010	13:37	0	379	180	0.02	5203	297	0	1736	445	0	251	500	1023 hPa	26.32 °C	1940.00 st0.31 corr
N	13/02/2010	13:52	0	348	180	0.02	4288	297	0	1541	445	0	148	500	1023 hPa	26.19 °C	1940.00 st0.31 corr
N	13/02/2010	14:07	0	254	182	0.01	3890	299	0	342	433	0	434	503	1022 hPa	26.15 °C	1940.00 st0.31 corr
N	13/02/2010	14:22	0	260	179	0.01	3465	296	0	1386	445	0	590	500	1022 hPa	26.07 °C	1940.00 st0.31 corr
N	13/02/2010	14:37	0	267	180	0.01	3195	296	0	1559	445	0	252	482	1022 hPa	25.60 °C	1940.00 st0.31 corr
N	13/02/2010	14:52	0	30	171	0.01	2799	298	0	272	433	0	241	505	1022 hPa	26.34 °C	1940.00 st0.31 corr
N	13/02/2010	15:07	0	373	179	0.01	2819	296	0	1283	444	0	154	499	1022 hPa	26.02 °C	1940.00 st0.31 corr
N	13/02/2010	15:22	0	411	182	0.01	3350	299	0	1563	447	0	255	501	1022 hPa	26.46 °C	1940.00 st0.31 corr
N	13/02/2010	15:37	0	245	179	0.01	3201	296	0	1106	443	0	147	498	1022 hPa	26.13 °C	1940.00 st0.31 corr
N	13/02/2010	15:52	0	314	181	0.01	3751	299	0	289	433	0	335	503	1022 hPa	26.44 °C	1940.00 st0.31 corr
N	13/02/2010	16:07	0	466	179	0.02	4418	296	0	1383	444	0	142	482	1023 hPa	26.19 °C	1940.00 st0.31 corr
N	13/02/2010	16:22	0	616	179	0.02	5040	296	0	1621	444	0	267	498	1022 hPa	26.28 °C	1940.00 st0.31 corr
N	13/02/2010	16:37	0	653	179	0.02	5031	296	0	1913	445	0	311	501	1022 hPa	26.74 °C	1940.00 st0.31 corr
N	13/02/2010	16:52	0	436	180	0.02	4214	297	0	1164	444	0	314	499	1022 hPa	26.79 °C	1940.00 st0.31 corr
N	13/02/2010	17:07	0	305	180	0.02	4097	297	0	1727	445	0	246	501	1022 hPa	26.13 °C	1940.00 st0.31 corr
N	13/02/2010	17:22	0	476	180	0.02	4142	297	0	2071	446	0	388	501	1022 hPa	26.32 °C	1940.00 st0.31 corr
N	13/02/2010	17:37	0	363	179	0.02	4404	296	0	1443	445	0	294	499	1021 hPa	26.57 °C	1940.00 st0.31 corr
N	13/02/2010	17:52	0	702	178	0.02	5612	296	0	1504	444	0	239	499	1021 hPa	26.75 °C	1940.00 st0.31 corr
N	13/02/2010	18:07	0	460	182	0.02	6118	299	0	210	433	0	208	503	1021 hPa	26.91 °C	1940.00 st0.31 corr
N	13/02/2010	18:22	0	485	179	0.02	5710	296	0	1516	444	0	336	500	1022 hPa	26.17 °C	1940.00 st0.31 corr
N	13/02/2010	18:37	0	453	179	0.02	6481	296	0	1214	444	0	414	499	1022 hPa	26.03 °C	1940.00 st0.31 corr
N	13/02/2010	18:52	0	514	179	0.03	7778	296	0	1385	443	0	456	498	1021 hPa	26.28 °C	1940.00 st0.31 corr
N	13/02/2010	19:07	0	846	179	0.04	9605	296	0.01	2618	444	0	684	498	1021 hPa	26.55 °C	1940.00 st0.31 corr
N	13/02/2010	19:22	0	755	179	0.04	10244	296	0.01	2675	445	0	420	501	1021 hPa	26.83 °C	1940.00 st0.31 corr
N	13/02/2010	19:37	0	731	180	0.04	9156	297	0.01	2479	444	0	436	499	1021 hPa	26.71 °C	1940.00 st0.31 corr
N	13/02/2010	19:52	0	828	180	0.03	8246	297	0.01	2569	445	0	663	501	1021 hPa	26.05 °C	1940.00 st0.31 corr
N	13/02/2010	20:07	0	999	179	0.04	9688	297	0.01	2666	446	0	1028	501	1021 hPa	26.22 °C	1940.00 st0.31 corr
N	13/02/2010	20:22	0	647	179	0.04	9301	296	0.01	2548	445	0	450	500	1021 hPa	26.43 °C	1940.00 st0.31 corr
N	13/02/2010	20:37	0	440	182	0.03	8628	299	0.01	2569	447	0	612	502	1021 hPa	26.66 °C	1940.00 st0.31 corr
N	13/02/2010	20:52	0	598	179	0.03	6807	296	0.01	2486	444	0	438	500	1021 hPa	25.83 °C	1940.00 st0.31 corr
N	13/02/2010	21:07	0	478	179	0.03	8133	296	0	1839	445	0	1092	500	1021 hPa	25.86 °C	1940.00 st0.31 corr
N	13/02/2010	21:22	0	379	179	0.03	8160	296	0.01	2412	444	0	673	498	1021 hPa	26.17 °C	1940.00 st0.31 corr
N	13/02/2010	21:37	0	407	179	0.02	6046	296	0.01	2388	444	0	605	499	1021 hPa	26.38 °C	1940.00 st0.31 corr
N	13/02/2010	21:52	0	492	180	0.02	5935	297	0	1869	444	0	386	499	1021 hPa	26.52 °C	1940.00 st0.31 corr
N	13/02/2010	22:07	0	409	179	0.03	7773	297	0	2085	444	0	446	499	1021 hPa	26.66 °C	1940.00 st0.31 corr
N	13/02/2010	22:22	0	613	179	0.03	7072	297	0	1859	444	0	403	499	1021 hPa	26.78 °C	1940.00 st0.31 corr
N	13/02/2010	22:37	0	495	179	0.03	6863	296	0	1821	444	0	851	499	1021 hPa	26.90 °C	1940.00 st0.31 corr
N	13/02/2010	22:52	0	477	179	0.03	7125	296	0	1920	445	0	394	500	1021 hPa	26.95 °C	1940.00 st0.31 corr
N	13/02/2010	23:07															

N	14/02/2010	11:37	0	467	178	0.02	5061	295	0.01	3509	442	0	478	498	1018 hPa	26.01 °C	1940.00 st0.31 corr
N	14/02/2010	11:52	0	903	179	0.02	6506	295	0.01	4120	444	0	521	499	1017 hPa	26.26 °C	1940.00 st0.31 corr
N	14/02/2010	12:07	0	644	178	0.03	6738	296	0.01	5980	445	0	839	501	1017 hPa	26.25 °C	1940.00 st0.31 corr
N	14/02/2010	12:22	0	498	180	0.02	5278	298	0.01	5565	444	0	533	498	1017 hPa	26.36 °C	1940.00 st0.31 corr
N	14/02/2010	12:37	0	529	178	0.02	5063	295	0.01	6236	445	0	680	501	1016 hPa	26.44 °C	1940.00 st0.32 corr
N	14/02/2010	12:52	0	278	179	0.01	3792	296	0.01	6339	445	0	717	498	1016 hPa	26.54 °C	1940.00 st0.32 corr
N	14/02/2010	13:07	0	616	177	0.02	4905	295	0.02	7128	445	0	732	500	1015 hPa	26.46 °C	1940.00 st0.32 corr
N	14/02/2010	13:22	0	590	179	0.02	4333	296	0.02	6944	443	0	449	497	1015 hPa	26.46 °C	1940.00 st0.32 corr
N	14/02/2010	13:37	0	972	177	0.02	4333	296	0.02	9172	446	0	639	501	1015 hPa	26.46 °C	1940.00 st0.32 corr
N	14/02/2010	13:52	0	725	179	0.02	4985	295	0.02	10058	441	0	619	496	1015 hPa	26.41 °C	1940.00 st0.32 corr
N	14/02/2010	14:07	0	467	180	0.02	5298	297	0.03	12934	443	0.01	1217	498	1015 hPa	26.37 °C	1940.00 st0.32 corr
N	14/02/2010	14:22	0	478	178	0.02	5027	296	0.03	15398	444	0.01	1251	499	1014 hPa	26.25 °C	1940.00 st0.32 corr
N	14/02/2010	14:37	0	705	178	0.02	4712	295	0.04	18413	444	0.01	1238	499	1014 hPa	26.25 °C	1940.00 st0.32 corr
N	14/02/2010	14:52	0	207	180	0.01	3675	296	0.04	17464	444	0.01	1446	499	1014 hPa	26.31 °C	1940.00 st0.32 corr
N	14/02/2010	15:07	0	382	180	0.01	3410	297	0.03	16129	443	0.01	1144	498	1014 hPa	26.30 °C	1940.00 st0.32 corr
N	14/02/2010	15:22	0	536	180	0.01	3722	297	0.03	15238	443	0	1028	498	1013 hPa	26.28 °C	1940.00 st0.32 corr
N	14/02/2010	15:37	0	382	178	0.02	4482	297	0.03	14693	444	0.01	1201	498	1014 hPa	26.25 °C	1940.00 st0.32 corr
N	14/02/2010	15:52	0	411	177	0.01	3894	294	0.03	12850	444	0	916	499	1013 hPa	26.25 °C	1940.00 st0.32 corr
N	14/02/2010	16:07	0	334	181	0.01	3014	297	0.02	9905	444	0	580	499	1013 hPa	26.33 °C	1940.00 st0.32 corr
N	14/02/2010	16:22	0	240	180	0.01	2334	296	0.01	6469	444	0	434	499	1013 hPa	26.24 °C	1940.00 st0.32 corr
N	14/02/2010	16:37	0	193	181	0.01	2199	298	0.01	5395	445	0	590	500	1013 hPa	26.13 °C	1940.00 st0.32 corr
N	14/02/2010	16:52	0	145	177	0.01	2051	294	0.01	4680	441	0	427	496	1013 hPa	26.03 °C	1940.00 st0.32 corr
N	14/02/2010	17:07	0	265	181	0.01	2779	298	0.01	4211	445	0	758	500	1013 hPa	26.55 °C	1940.00 st0.32 corr
N	14/02/2010	17:22	0	298	178	0.01	2571	295	0.01	3587	442	0	396	496	1013 hPa	26.21 °C	1940.00 st0.32 corr
N	14/02/2010	17:37	0	182	178	0.01	2347	295	0.01	3085	441	0	57	496	1013 hPa	26.29 °C	1940.00 st0.32 corr
N	14/02/2010	17:52	0	214	179	0.01	2374	295	0.01	2772	444	0	380	500	1013 hPa	26.61 °C	1940.00 st0.32 corr
N	14/02/2010	18:07	0	390	179	0.01	2207	296	0.01	2609	442	0	222	497	1013 hPa	26.45 °C	1940.00 st0.32 corr
N	14/02/2010	18:22	0	489	179	0.01	2361	296	0.01	2377	444	0	206	498	1013 hPa	25.96 °C	1940.00 st0.32 corr
N	14/02/2010	18:37	0	187	178	0.01	2536	296	0	2157	443	0	246	499	1013 hPa	26.22 °C	1940.00 st0.32 corr
N	14/02/2010	18:52	0	215	178	0.01	2583	295	0	1793	443	0	425	499	1013 hPa	26.41 °C	1940.00 st0.32 corr
N	14/02/2010	19:07	0	317	178	0.01	1882	295	0	1687	442	0	196	499	1013 hPa	26.51 °C	1940.00 st0.32 corr
N	14/02/2010	19:22	0	126	178	0.01	1990	294	0	1943	442	0	132	497	1013 hPa	26.56 °C	1940.00 st0.32 corr
N	14/02/2010	19:37	0	222	178	0.01	1776	295	0	1694	441	0	216	497	1012 hPa	26.58 °C	1940.00 st0.32 corr
N	14/02/2010	19:52	0	298	178	0.01	1898	295	0	1889	442	0	4	498	1012 hPa	26.60 °C	1940.00 st0.32 corr
N	14/02/2010	20:07	0	241	179	0.01	1807	295	0	1792	442	0	20	504	1012 hPa	26.63 °C	1940.00 st0.32 corr
N	14/02/2010	20:22	0	294	178	0.01	2649	295	0	2037	443	0	20	478	1012 hPa	26.66 °C	1940.00 st0.32 corr
N	14/02/2010	20:37	0	493	178	0.01	3018	295	0.01	2661	443	0	170	498	1012 hPa	26.75 °C	1940.00 st0.32 corr
N	14/02/2010	20:52	0	213	178	0.01	2931	295	0.01	2598	442	0	11	503	1012 hPa	26.81 °C	1940.00 st0.32 corr
N	14/02/2010	21:07	0	717	177	0.01	3566	294	0.01	2763	441	0	44	475	1012 hPa	26.77 °C	1940.00 st0.32 corr
N	14/02/2010	21:22	0	298	178	0.01	3511	294	0.01	2073	442	0	396	496	1012 hPa	26.72 °C	1940.00 st0.32 corr
N	14/02/2010	21:37	0	331	178	0.01	2632	295	0	2188	442	0	525	496	1012 hPa	26.63 °C	1940.00 st0.32 corr
N	14/02/2010	21:52	0	178	178	0.01	2452	295	0.01	2636	442	0	441	497	1011 hPa	26.53 °C	1940.00 st0.32 corr
N	14/02/2010	22:07	0	241	178	0.01	2733	295	0	2215	442	0	176	496	1011 hPa	26.47 °C	1940.00 st0.32 corr
N	14/02/2010	22:22	0	256	179	0.01	2616	295	0	2011	442	0	224	497	1011 hPa	26.41 °C	1940.00 st0.32 corr
N	14/02/2010	22:37	0	123	179	0.01	1902	296	0	1630	443	0	801	497	1011 hPa	26.32 °C	1940.00 st0.32 corr
N	14/02/2010	22:52	0	202	161	0.01	1609	295	0	1533	443	0	127	498	1011 hPa	26.24 °C	1940.00 st0.32 corr
N	14/02/2010	23:07	0	237	179	0.01	1874	295	0	1887	443	0	37	479	1011 hPa	26.29 °C	1940.00 st0.32 corr
N	14/02/2010	23:22	0	427	178	0.01	2181	295	0	1382	443	0	184	499	1010 hPa	26.42 °C	1940.00 st0.32 corr
N	14/02/2010	23:37	0	489	178	0.01	3438	295	0	1321	442	0	195	497	1010 hPa	26.46 °C	1940.00 st0.32 corr
N	14/02/2010	23:52	0	464	178	0.01	3051	294	0	2202	442	0	388	497	1010 hPa	26.47 °C	1940.00 st0.32 corr
N	15/02/2010	00:07	0	252	177	0.01	2140	294	0	1838	441	0	579	497	1010 hPa	26.41 °C	1940.00 st0.32 corr
N	15/02/2010	00:22	0	522	178	0.01	2544	295	0	1899	441	0	515	496	1010 hPa	26.36 °C	1940.00 st0.32 corr
N	15/02/2010	00:37	0	549	178	0.01	2657	295	0	2069	442	0	345	496	1010 hPa	26.37 °C	1940.00 st0.32 corr
N	15/02/2010	00:52	0	703	178	0.01	3296	295	0	1810	442	0	233	497	1009 hPa	26.39 °C	1940.00 st0.32 corr
N	15/02/2010	01:07	0	620	178	0.02	4101	295	0.01	2329	442	0	415	499	1009 hPa	26.43 °C	1940.00 st0.32 corr
N	15/02/2010	01:22	0	595	178	0.01	3609	295	0	2098	442	0	4	482	1009 hPa	26.44 °C	1940.00 st0.32 corr
N	15/02/2010	01:37	0	363	177	0.01	2803	295	0	1974	442	0	137	496	1008 hPa	26.57 °C	1940.00 st0.32 corr
N	15/02/2010	01:52	0	497	177	0.01	2613	295	0	1888	442	0	15	477	1008 hPa	26.47 °C	1940.00 st0.32 corr
N	15/02/2010	02:07	0	430	177	0.01	2269	294	0	1787	442	0	4	481	1008 hPa	26.57 °C	1940.00 st0.32 corr
N	15/02/2010	02:22	0	155	178	0.01	1514	294	0	1622	441	0	9	494	1008 hPa	26.41 °C	1940.00 st0.32 corr
N	15/02/2010	02:37	0	159	178	0.01	1441	294	0	1644	441	0	448	497	1008 hPa	26.28 °C	1940.00 st0.32 corr
N	15/02/2010	02:52	0	35	170	0	1140	295	0	1405	442	0	203	495	1008 hPa	26.13 °C	1940.00 st0.32 corr
N	15/02/2010	03:07	0	41	168	0	1128	295	0	1599	442	0	161	497	1007 hPa	26.04 °C	1940.00 st0.32 corr
N	15/02/2010	03:22	0	50	173	0	1218	295	0	1463	443	0	606	497	1007 hPa	26.01 °C	1940.00 st0.32 corr
N	15/02/2010	03:37	0	284	178	0.01	1320	295	0	1243	443	0	249	497	1006 hPa	26.02 °C	1940.00 st0.32 corr
N	15/02/2010	03:52	0	218	178	0.01	1500	294	0	1918	443	0	151	497	1006 hPa	26.09 °C	1940.00 st0.32 corr
N	15/02/2010	04:07	0	97	178	0	1272	294	0	1704	442	0	348	498	1006 hPa	26.17 °C	1940.00 st0.32 corr
N	15/02/2010	04:22	0	191	160	0	1175	294	0	1809	441	0	46	479	1006 hPa	26.26 °C	1940.00 st0.32 corr
N	15/02/2010	04:37	0	290	178	0	1065	294	0	1582	441	0	1	496	1006 hPa	26.34 °C	1940.00 st0.32 corr
N	15/02/2010	04:52	0	198	177	0	1129	294	0	1107	440	0	88	479	1006 hPa	26.45 °C	1940.00 st0.32 corr
N	15/02/2010	05:07	0	41	174	0	1047	294	0	1672	441	0	193	496	1005 hPa	26.47 °C	1940.00 st0.32 corr
N	15/02/2010	05:22	0	328	178	0	1215	294	0	1485	441	0	453	496	1005 hPa	26.45 °C	1940.00 st0.32 corr
N	15/02/2010	05:37	0	124	178	0.01	1355	294	0	2048</							

N	15/02/2010	18:22	0	292	176	0.01	2917	292	0.01	2880	438	0	590	493	996 hPa	26.24 °C	1930.00 st0.32 corr
N	15/02/2010	18:37	0	266	177	0.01	2099	293	0.01	2440	438	0	301	492	994 hPa	26.05 °C	1940.00 st0.32 corr
N	15/02/2010	18:52	0	112	177	0.01	2075	293	0.01	3033	439	0	336	493	994 hPa	25.93 °C	1940.00 st0.32 corr
N	15/02/2010	19:07	0	33	167	0.01	1824	294	0.01	2806	440	0	411	494	994 hPa	25.89 °C	1940.00 st0.32 corr
N	15/02/2010	19:22	0	237	177	0.01	1700	294	0	2175	440	0	278	494	994 hPa	25.82 °C	1940.00 st0.32 corr
N	15/02/2010	19:37	0	221	176	0.01	1876	293	0	1899	440	0	20	479	994 hPa	25.75 °C	1940.00 st0.32 corr
N	15/02/2010	19:52	0	312	176	0.01	2496	293	0	1742	440	0	298	495	994 hPa	25.75 °C	1940.00 st0.32 corr
N	15/02/2010	20:07	0	412	176	0.01	3255	292	0.01	2541	439	0	433	475	994 hPa	25.69 °C	1940.00 st0.32 corr
N	15/02/2010	20:22	0	538	176	0.01	3331	292	0.01	2840	438	0	438	492	993 hPa	25.91 °C	1940.00 st0.32 corr
N	15/02/2010	20:37	0	633	176	0.02	4011	292	0.01	2678	438	0	373	493	993 hPa	26.09 °C	1940.00 st0.32 corr
N	15/02/2010	20:52	0	360	177	0.02	4473	293	0.01	2783	438	0	261	492	993 hPa	26.27 °C	1940.00 st0.32 corr
N	15/02/2010	21:07	0	508	177	0.02	4031	294	0	2225	440	0	627	494	993 hPa	26.33 °C	1940.00 st0.32 corr
N	15/02/2010	21:22	0	93	177	0.01	2384	294	0	1475	441	0	11	486	993 hPa	26.06 °C	1940.00 st0.32 corr
N	15/02/2010	21:37	0	182	177	0.01	1786	294	0	1695	441	0	142	496	994 hPa	25.61 °C	1930.00 st0.32 corr
N	15/02/2010	21:52	0	230	177	0.01	1735	293	0	1721	440	0	103	494	993 hPa	25.32 °C	1935.00 st0.32 corr
N	15/02/2010	22:07	0	326	176	0.01	2787	293	0	1693	438	0	363	493	992 hPa	25.22 °C	1940.00 st0.32 corr
N	15/02/2010	22:22	0	817	176	0.01	3369	292	0	1543	438	0	197	492	992 hPa	25.30 °C	1940.00 st0.32 corr
N	15/02/2010	22:37	0	695	176	0.01	3544	293	0	1983	438	0	290	494	992 hPa	25.44 °C	1940.00 st0.32 corr
N	15/02/2010	22:52	0	766	177	0.02	3938	294	0	1835	439	0	125	495	993 hPa	25.49 °C	1935.00 st0.32 corr
N	15/02/2010	23:07	0	184	178	0.01	2472	294	0	1467	440	0	6	483	992 hPa	25.35 °C	1940.00 st0.32 corr
N	15/02/2010	23:22	0	202	177	0.01	2008	294	0	1916	441	0	123	495	992 hPa	25.25 °C	1935.00 st0.32 corr
N	15/02/2010	23:37	0	444	177	0.01	2347	294	0	1431	440	0	73	494	994 hPa	25.27 °C	1925.00 st0.32 corr
N	15/02/2010	23:52	0	710	177	0.01	3508	293	0	1663	441	0	299	495	994 hPa	25.33 °C	1925.00 st0.32 corr
N	16/02/2010	00:07	0	575	176	0.01	3767	293	0	1637	440	0	316	495	994 hPa	25.44 °C	1940.00 st0.32 corr
N	16/02/2010	00:22	0	216	176	0.01	2097	293	0	2193	439	0	326	493	991 hPa	25.44 °C	1940.00 st0.32 corr
N	16/02/2010	00:37	0	208	177	0.01	1759	293	0	1568	439	0	2	497	991 hPa	25.43 °C	1940.00 st0.32 corr
N	16/02/2010	00:52	0	590	177	0.01	2151	293	0	1414	439	0	95	493	991 hPa	25.43 °C	1935.00 st0.32 corr
N	16/02/2010	01:07	0	600	177	0.01	2397	293	0	1468	439	0	280	494	993 hPa	25.46 °C	1925.00 st0.32 corr
N	16/02/2010	01:22	0	323	177	0.01	2548	294	0	1615	440	0	331	495	993 hPa	25.52 °C	1925.00 st0.32 corr
N	16/02/2010	01:37	0	374	177	0.01	1942	294	0	1213	441	0	276	494	990 hPa	25.50 °C	1940.00 st0.32 corr
N	16/02/2010	01:52	0	431	177	0.01	2014	294	0	1603	441	0	389	494	990 hPa	25.25 °C	1940.00 st0.32 corr
N	16/02/2010	02:07	0	185	177	0.01	1966	293	0	1243	440	0	184	495	990 hPa	25.02 °C	1940.00 st0.32 corr
N	16/02/2010	02:22	0	539	177	0.01	2418	293	0	1165	439	0	32	476	993 hPa	24.90 °C	1920.00 st0.32 corr
N	16/02/2010	02:37	0	255	177	0.01	1574	293	0	1413	439	0	174	494	991 hPa	24.91 °C	1925.00 st0.32 corr
N	16/02/2010	02:52	0	133	177	0.01	1421	293	0	1392	438	0	301	492	989 hPa	24.93 °C	1940.00 st0.32 corr
N	16/02/2010	03:07	0	433	177	0.01	1595	293	0	1238	439	0	11	494	990 hPa	25.02 °C	1930.00 st0.32 corr
N	16/02/2010	03:22	0	462	177	0.01	1606	294	0	1031	439	0	9	506	992 hPa	25.05 °C	1920.00 st0.32 corr
N	16/02/2010	03:37	0	305	177	0.01	1620	294	0	1410	441	0	4	477	991 hPa	25.04 °C	1925.00 st0.32 corr
N	16/02/2010	03:52	0	425	177	0.01	2939	294	0	1192	440	0	39	506	989 hPa	25.03 °C	1935.00 st0.32 corr
N	16/02/2010	04:07	0	581	177	0.01	2112	293	0	1393	440	0	47	478	988 hPa	25.01 °C	1940.00 st0.32 corr
N	16/02/2010	04:22	0	595	176	0.01	2670	293	0	1424	439	0	158	506	988 hPa	24.91 °C	1940.00 st0.32 corr
N	16/02/2010	04:36	0	584	176	0.01	2922	293	0	1609	439	0	15	486	988 hPa	24.84 °C	1935.00 st0.32 corr
N	16/02/2010	04:51	0	540	177	0.01	2123	293	0	1795	439	0	41	486	989 hPa	24.77 °C	1930.00 st0.32 corr
N	16/02/2010	05:06	0	311	177	0.01	2095	293	0	1212	438	0	175	491	990 hPa	24.61 °C	1925.00 st0.32 corr
N	16/02/2010	05:21	0	312	177	0.01	1548	293	0	1085	440	0	1	483	987 hPa	24.59 °C	1940.00 st0.32 corr
N	16/02/2010	05:36	0	464	178	0.01	1538	294	0	1079	441	0	129	509	989 hPa	24.49 °C	1930.00 st0.32 corr
N	16/02/2010	05:51	0	603	178	0.01	2205	294	0	994	441	0	184	496	989 hPa	24.30 °C	1925.00 st0.32 corr
N	16/02/2010	06:06	0	234	178	0.01	1746	294	0	1371	442	0	122	495	988 hPa	24.10 °C	1930.00 st0.32 corr
N	16/02/2010	06:21	0	435	177	0.01	1747	294	0	1166	442	0	242	496	988 hPa	23.88 °C	1930.00 st0.32 corr
N	16/02/2010	06:36	0	652	177	0.01	2073	294	0	953	441	0	189	498	989 hPa	23.72 °C	1925.00 st0.32 corr
N	16/02/2010	06:51	0	572	177	0.01	1958	294	0	1057	441	0	170	495	990 hPa	23.68 °C	1920.00 st0.32 corr
N	16/02/2010	07:06	0	164	177	0.01	1657	294	0	1070	440	0	19	495	989 hPa	23.71 °C	1925.00 st0.32 corr
N	16/02/2010	07:21	0	299	178	0.01	1515	294	0	752	440	0	34	495	986 hPa	23.69 °C	1940.00 st0.32 corr
N	16/02/2010	07:36	0	403	178	0.01	2372	294	0	1247	440	0	157	496	986 hPa	23.66 °C	1940.00 st0.32 corr
N	16/02/2010	07:51	0	655	178	0.01	3025	295	0	1211	440	0	38	496	986 hPa	23.65 °C	1940.00 st0.32 corr
N	16/02/2010	08:06	0	558	178	0.01	2903	294	0	1117	439	0	149	495	986 hPa	23.69 °C	1935.00 st0.32 corr
N	16/02/2010	08:21	0.01	2387	178	0.03	7449	294	0	1361	440	0	193	496	986 hPa	23.67 °C	1940.00 st0.32 corr
N	16/02/2010	08:36	0	1188	177	0.03	7818	294	0	1779	440	0	227	494	987 hPa	23.66 °C	1930.00 st0.32 corr
N	16/02/2010	08:51	0	1071	177	0.03	7292	293	0	1921	440	0	503	495	988 hPa	23.83 °C	1925.00 st0.32 corr
N	16/02/2010	09:06	0.01	1575	177	0.02	5611	293	0	1661	440	0	458	494	988 hPa	24.00 °C	1920.00 st0.32 corr
N	16/02/2010	09:21	0.01	3866	176	0.04	10388	292	0.01	2505	439	0	729	493	988 hPa	24.17 °C	1920.00 st0.32 corr
N	16/02/2010	09:36	0	1207	176	0.03	7916	292	0	2324	437	0	435	491	988 hPa	24.38 °C	1920.00 st0.33 corr
N	16/02/2010	09:51	0	1071	176	0.02	5507	292	0	2051	437	0	413	489	988 hPa	24.81 °C	1920.00 st0.33 corr
N	16/02/2010	10:06	0	175	176	0.01	3507	292	0	1594	436	0	322	490	988 hPa	25.53 °C	1920.00 st0.33 corr
N	16/02/2010	10:21	0	341	176	0.01	3264	292	0	1679	436	0	509	490	987 hPa	26.18 °C	1920.00 st0.33 corr
N	16/02/2010	10:36	0	395	178	0.01	3092	294	0	1438	439	0	392	492	987 hPa	26.04 °C	1920.00 st0.33 corr
N	16/02/2010	10:51	0	723	178	0.01	2965	294	0	1625	439	0	83	491	986 hPa	26.18 °C	1920.00 st0.33 corr
N	16/02/2010	11:06	0	661	175	0.01	2877	293	0	1357	436	0	159	490	986 hPa	26.20 °C	1920.00 st0.33 corr
N	16/02/2010	11:21	0	1132	175	0.02	4022	293	0	1810	436	0	457	489	986 hPa	26.25 °C	1920.00 st0.33 corr
N	16/02/2010	11:36	0	674	174	0.02	4084	289	0	1723	437	0	213	492	985 hPa	26.48 °C	1925.00 st0.33 corr
N	16/02/2010	11:51	0	380	177	0.01	3219	292	0	1224	436	0	48	490	985 hPa	26.68 °C	1925.00 st0.33 corr
N	16/02/2010	12:06	0	615	174	0.01	2459	290	0	1208	437	0	86	490	986 hPa	26.67 °C	1920.00 st0.33 corr
N	16/02/2010	12:21	0.01	1760	175	0.02	4853	292	0	1782	437	0	265	492	985 hPa	26.69 °C	1925.00 st0.33 corr
N	16/02/2010	12:36	0	511	177	0.01											

N	17/02/2010	01:06	0	331	178	0.01	2300	294	0	1171	440	0	121	493	981 hPa	23.42 °C	1935.00	st0.32	corr
N	17/02/2010	01:21	0	387	178	0.01	2690	294	0	1532	440	0	181	495	981 hPa	23.29 °C	1935.00	st0.32	corr
N	17/02/2010	01:36	0	556	178	0.01	2436	294	0	1166	441	0	233	495	981 hPa	23.20 °C	1940.00	st0.32	corr
N	17/02/2010	01:51	0	397	178	0.01	2279	294	0	1861	442	0	10	487	981 hPa	23.12 °C	1940.00	st0.32	corr
N	17/02/2010	02:06	0	245	177	0.01	2149	294	0	1373	442	0	50	481	981 hPa	23.07 °C	1940.00	st0.32	corr
N	17/02/2010	02:21	0	309	177	0.01	2006	294	0	1621	441	0	50	489	981 hPa	23.04 °C	1940.00	st0.32	corr
N	17/02/2010	02:36	0	381	177	0.01	2023	294	0	1322	441	0	143	495	981 hPa	22.99 °C	1940.00	st0.32	corr
N	17/02/2010	02:51	0	288	177	0.01	1811	293	0	1333	440	0	41	493	981 hPa	22.96 °C	1940.00	st0.32	corr
N	17/02/2010	03:06	0	243	177	0.01	1901	293	0	1314	440	0	284	492	981 hPa	22.94 °C	1940.00	st0.32	corr
N	17/02/2010	03:21	0	290	178	0.01	1953	294	0	1169	440	0	21	492	981 hPa	22.94 °C	1940.00	st0.32	corr
N	17/02/2010	03:36	0	352	178	0.01	1786	294	0	1215	439	0	15	500	981 hPa	22.92 °C	1940.00	st0.32	corr
N	17/02/2010	03:51	0	336	178	0.01	2115	294	0	930	439	0	118	496	981 hPa	22.91 °C	1940.00	st0.32	corr
N	17/02/2010	04:06	0	496	178	0.01	2046	294	0	1161	442	0	27	503	981 hPa	22.96 °C	1940.00	st0.32	corr
N	17/02/2010	04:21	0	245	178	0.01	1990	294	0	1004	442	0	23	475	981 hPa	23.00 °C	1940.00	st0.32	corr
N	17/02/2010	04:36	0	318	178	0.01	1958	294	0	1073	441	0	54	484	981 hPa	23.02 °C	1940.00	st0.32	corr
N	17/02/2010	04:51	0	322	178	0.01	1922	294	0	1108	442	0	85	482	981 hPa	23.05 °C	1940.00	st0.32	corr
N	17/02/2010	05:06	0	273	177	0.01	1752	293	0	928	441	0	270	495	981 hPa	23.03 °C	1940.00	st0.32	corr
N	17/02/2010	05:21	0	193	178	0.01	1763	293	0	1065	440	0	205	494	981 hPa	23.03 °C	1940.00	st0.32	corr
N	17/02/2010	05:36	0	156	177	0.01	1607	293	0	954	439	0	0	0	981 hPa	23.04 °C	1940.00	st0.32	corr
N	17/02/2010	05:51	0	175	178	0.01	1647	294	0	980	440	0	137	475	981 hPa	22.99 °C	1940.00	st0.32	corr
N	17/02/2010	06:06	0	399	178	0.01	1805	294	0	781	440	0	6	480	981 hPa	22.92 °C	1940.00	st0.32	corr
N	17/02/2010	06:21	0	345	178	0.01	1642	294	0	876	441	0	196	498	984 hPa	22.84 °C	1925.00	st0.32	corr
N	17/02/2010	06:36	0	178	179	0.01	1330	294	0	893	441	0	4	476	985 hPa	22.80 °C	1920.00	st0.32	corr
N	17/02/2010	06:51	0	287	178	0.01	1732	294	0	732	441	0	233	441	985 hPa	22.81 °C	1925.00	st0.32	corr
N	17/02/2010	07:06	0	217	178	0.01	1833	294	0	561	442	0	153	497	984 hPa	22.80 °C	1925.00	st0.32	corr
N	17/02/2010	07:21	0	275	177	0.01	2079	294	0	1087	442	0	54	481	983 hPa	22.80 °C	1930.00	st0.32	corr
N	17/02/2010	07:36	0	386	178	0.01	2609	294	0	791	441	0	128	495	982 hPa	22.83 °C	1935.00	st0.32	corr
N	17/02/2010	07:51	0	382	177	0.01	3540	293	0	1139	440	0	238	493	982 hPa	22.83 °C	1940.00	st0.32	corr
N	17/02/2010	08:06	0	624	177	0.01	3873	293	0	1167	440	0	74	494	983 hPa	22.81 °C	1935.00	st0.32	corr
N	17/02/2010	08:21	0	291	177	0.01	3667	294	0	1147	440	0	292	495	985 hPa	22.85 °C	1925.00	st0.32	corr
N	17/02/2010	08:36	0	477	178	0.01	3692	294	0	1243	440	0	381	495	986 hPa	22.90 °C	1920.00	st0.32	corr
N	17/02/2010	08:51	0	617	178	0.01	3891	294	0	1930	441	0	450	496	986 hPa	22.94 °C	1920.00	st0.32	corr
N	17/02/2010	09:06	0	809	178	0.02	4490	294	0	691	440	0	458	495	986 hPa	23.00 °C	1920.00	st0.32	corr
N	17/02/2010	09:21	0	743	178	0.02	4693	294	0	1347	441	0	219	495	986 hPa	23.13 °C	1920.00	st0.32	corr
N	17/02/2010	09:36	0	1286	177	0.02	4733	293	0	1241	441	0	332	495	986 hPa	23.38 °C	1920.00	st0.32	corr
N	17/02/2010	09:51	0.01	2410	176	0.03	7377	292	0	1840	439	0	367	493	986 hPa	23.79 °C	1920.00	st0.32	corr
N	17/02/2010	10:06	0	592	175	0.02	5359	292	0	1532	438	0	237	492	986 hPa	24.46 °C	1920.00	st0.32	corr
N	17/02/2010	10:21	0	637	174	0.02	4693	290	0	1049	436	0	336	490	985 hPa	25.30 °C	1920.00	st0.32	corr
N	17/02/2010	10:36	0	336	175	0.02	4528	292	0	2134	440	0	197	494	985 hPa	26.23 °C	1920.00	st0.32	corr
N	17/02/2010	10:51	0	607	175	0.01	3793	291	0	1154	436	0	383	490	985 hPa	26.41 °C	1925.00	st0.32	corr
N	17/02/2010	11:06	0	535	175	0.02	4877	291	0	1947	439	0	482	495	985 hPa	26.23 °C	1920.00	st0.32	corr
N	17/02/2010	11:21	0	228	175	0.01	3700	291	0	1985	438	0	7	477	986 hPa	26.52 °C	1920.00	st0.32	corr
N	17/02/2010	11:36	0	241	174	0.01	3076	290	0	1317	438	0	376	493	985 hPa	26.55 °C	1920.00	st0.32	corr
N	17/02/2010	11:51	0	217	177	0.01	2847	293	0	1791	439	0	280	492	986 hPa	26.76 °C	1920.00	st0.32	corr
N	17/02/2010	12:06	0	573	175	0.01	3356	291	0	1554	436	0	223	489	986 hPa	26.64 °C	1920.00	st0.32	corr
N	17/02/2010	12:21	0	493	175	0.01	3305	291	0	1429	437	0	412	491	985 hPa	26.71 °C	1920.00	st0.32	corr
N	17/02/2010	12:36	0	321	176	0.01	3360	292	0	1431	437	0	97	476	986 hPa	26.76 °C	1920.00	st0.32	corr
N	17/02/2010	12:51	0	638	174	0.01	3594	290	0	1268	435	0	146	489	986 hPa	26.59 °C	1920.00	st0.32	corr
N	17/02/2010	13:06	0	368	177	0.02	4692	293	0	2147	438	0	349	492	986 hPa	27.07 °C	1920.00	st0.32	corr
N	17/02/2010	13:21	0	676	174	0.02	5290	290	0	1449	435	0	168	489	986 hPa	26.50 °C	1920.00	st0.32	corr
N	17/02/2010	13:36	0	15	174	0.02	5251	294	0	1931	438	0	308	492	986 hPa	26.70 °C	1920.00	st0.32	corr
N	17/02/2010	13:51	0	420	175	0.02	4410	291	0	1397	438	0	244	493	985 hPa	26.52 °C	1920.00	st0.32	corr
N	17/02/2010	14:06	0	365	175	0.02	3916	291	0	1252	437	0	186	492	986 hPa	26.46 °C	1920.00	st0.32	corr
N	17/02/2010	14:21	0	658	174	0.02	4330	292	0	1339	440	0	2	499	986 hPa	26.27 °C	1920.00	st0.32	corr
N	17/02/2010	14:36	0	506	176	0.02	5026	292	0	2103	440	0	479	492	986 hPa	26.31 °C	1920.00	st0.32	corr
N	17/02/2010	14:51	0	687	177	0.02	4230	293	0	1798	438	0	440	490	985 hPa	26.10 °C	1920.00	st0.32	corr
N	17/02/2010	15:06	0	538	175	0.02	4090	290	0	999	437	0	712	489	985 hPa	26.10 °C	1920.00	st0.32	corr
N	17/02/2010	15:21	0	383	175	0.01	3443	290	0	1766	438	0	185	492	985 hPa	26.44 °C	1920.00	st0.32	corr
N	17/02/2010	15:36	0	33	167	0.01	3105	293	0	1043	438	0	15	502	985 hPa	26.38 °C	1920.00	st0.32	corr
N	17/02/2010	15:51	0	275	175	0.01	3007	293	0	1426	439	0	224	493	986 hPa	26.21 °C	1920.00	st0.32	corr
N	17/02/2010	16:06	0	218	175	0.01	2819	291	0	942	438	0	72	475	986 hPa	26.24 °C	1920.00	st0.32	corr
N	17/02/2010	16:21	0	365	175	0.01	3137	291	0	1027	436	0	362	490	986 hPa	26.18 °C	1920.00	st0.32	corr
N	17/02/2010	16:36	0	267	175	0.01	3164	291	0	1415	438	0	86	476	986 hPa	26.28 °C	1920.00	st0.32	corr
N	17/02/2010	16:51	0	280	175	0.01	3520	291	0	1386	437	0	35	475	986 hPa	26.48 °C	1920.00	st0.32	corr
N	17/02/2010	17:06	0	406	176	0.01	3263	293	0	1601	439	0	292	492	986 hPa	26.38 °C	1920.00	st0.32	corr
N	17/02/2010	17:21	0	635	176	0.01	3761	292	0	1248	438	0	173	493	986 hPa	25.91 °C	1920.00	st0.32	corr
N	17/02/2010	17:36	0	602	175	0.02	4712	292	0	1487	438	0	210	493	986 hPa	25.97 °C	1920.00	st0.32	corr
N	17/02/2010	17:51	0	562	175	0.02	5756	291	0	1820	437	0	162	491	986 hPa	26.08 °C	1925.00	st0.32	corr
N	17/02/2010	18:06	0	901	175	0.04	9805	291	0	2053	437	0	392	490	987 hPa	26.13 °C	1920.00	st0.32	corr
N	17/02/2010	18:21	0	1212	176	0.05	12019	292	0.01	2729	4								

N	18/02/2010	07:51	0	847	178	0.01	3723	295	0	1269	440	0	202	496	988 hPa	23.88 °C	1940.00 st0.32 corr
N	18/02/2010	08:06	0	685	178	0.02	4684	295	0	790	441	0	187	495	991 hPa	23.86 °C	1925.00 st0.32 corr
N	18/02/2010	08:21	0	1040	178	0.02	4916	295	0	1702	443	0	105	497	991 hPa	23.89 °C	1925.00 st0.32 corr
N	18/02/2010	08:36	0	1320	178	0.03	6814	294	0	1622	442	0	44	475	989 hPa	23.93 °C	1940.00 st0.32 corr
N	18/02/2010	08:51	0	921	178	0.02	6450	294	0	1621	442	0	17	503	989 hPa	23.95 °C	1940.00 st0.32 corr
N	18/02/2010	09:06	0	793	177	0.02	5383	294	0	1867	441	0	378	496	989 hPa	24.03 °C	1940.00 st0.32 corr
N	18/02/2010	09:21	0	643	177	0.02	5119	293	0	2028	440	0	495	495	989 hPa	24.08 °C	1940.00 st0.32 corr
N	18/02/2010	09:36	0	551	177	0.02	4902	294	0	1896	440	0	494	477	989 hPa	24.14 °C	1940.00 st0.32 corr
N	18/02/2010	09:51	0	459	177	0.02	4366	294	0	1967	440	0	363	494	989 hPa	24.26 °C	1940.00 st0.32 corr
N	18/02/2010	10:06	0	464	178	0.02	4939	294	0	2226	440	0	313	495	989 hPa	24.43 °C	1940.00 st0.32 corr
N	18/02/2010	10:21	0	277	177	0.02	4170	294	0	2231	440	0	403	494	989 hPa	24.61 °C	1940.00 st0.32 corr
N	18/02/2010	10:36	0	437	177	0.02	4158	293	0	2213	441	0	395	495	989 hPa	24.83 °C	1940.00 st0.32 corr
N	18/02/2010	10:51	0.01	1714	176	0.02	5907	293	0	2076	440	0	630	494	990 hPa	25.13 °C	1935.00 st0.32 corr
N	18/02/2010	11:06	0	938	176	0.02	4946	292	0	2118	438	0	269	492	989 hPa	25.55 °C	1940.00 st0.32 corr
N	18/02/2010	11:21	0	572	176	0.02	4283	294	0	2199	442	0	309	495	992 hPa	26.06 °C	1920.00 st0.33 corr
N	18/02/2010	11:36	0	574	176	0.03	7097	292	0.01	2770	438	0	287	492	991 hPa	25.96 °C	1930.00 st0.32 corr
N	18/02/2010	11:51	0	513	176	0.02	5945	292	0.01	2860	437	0	736	490	990 hPa	25.97 °C	1930.00 st0.32 corr
N	18/02/2010	12:06	0	539	176	0.02	4786	292	0.01	2430	439	0	242	493	991 hPa	26.53 °C	1920.00 st0.33 corr
N	18/02/2010	12:21	0	293	176	0.01	3785	292	0	2170	438	0	291	492	989 hPa	26.64 °C	1935.00 st0.32 corr
N	18/02/2010	12:36	0	673	176	0.01	3499	292	0	1849	439	0	178	492	991 hPa	26.24 °C	1925.00 st0.33 corr
N	18/02/2010	12:51	0	273	176	0.01	2972	292	0	1591	437	0	105	475	991 hPa	26.62 °C	1925.00 st0.33 corr
N	18/02/2010	13:06	0	579	176	0.01	3347	292	0	1667	438	0	251	492	990 hPa	26.36 °C	1930.00 st0.33 corr
N	18/02/2010	13:21	0	543	176	0.01	3769	292	0	1973	437	0	114	490	991 hPa	26.31 °C	1925.00 st0.33 corr
N	18/02/2010	13:36	0	550	176	0.02	4561	291	0	2554	436	0	289	491	991 hPa	26.39 °C	1920.00 st0.33 corr
N	18/02/2010	13:51	0	190	174	0.03	6564	292	0	1726	439	0	15	502	990 hPa	26.50 °C	1925.00 st0.33 corr
N	18/02/2010	14:06	0	178	176	0.02	6415	292	0	1571	436	0	296	489	991 hPa	26.45 °C	1925.00 st0.33 corr
N	18/02/2010	14:21	0	347	175	0.03	8922	292	0	1480	440	0	333	494	991 hPa	26.50 °C	1920.00 st0.33 corr
N	18/02/2010	14:36	0	479	178	0.03	9066	294	0	1215	438	0	129	492	990 hPa	26.31 °C	1925.00 st0.33 corr
N	18/02/2010	14:51	0	173	175	0.04	10812	292	0	1018	440	0	737	495	991 hPa	26.25 °C	1920.00 st0.33 corr
N	18/02/2010	15:06	0	332	177	0.03	8730	292	0	1292	438	0	317	493	991 hPa	26.25 °C	1920.00 st0.33 corr
N	18/02/2010	15:21	0	240	175	0.02	5222	291	0	1295	437	0	105	491	991 hPa	26.27 °C	1920.00 st0.33 corr
N	18/02/2010	15:36	0	434	176	0.03	9039	292	0	1811	437	0	125	490	990 hPa	26.42 °C	1925.00 st0.33 corr
N	18/02/2010	15:51	0	238	175	0.07	19383	291	0	1376	438	0	24	493	990 hPa	26.22 °C	1920.00 st0.33 corr
N	18/02/2010	16:06	0	356	176	0.06	16661	292	0	2067	438	0	417	493	991 hPa	26.24 °C	1920.00 st0.33 corr
N	18/02/2010	16:21	0	293	176	0.09	22331	292	0	1382	439	0	487	493	991 hPa	26.25 °C	1920.00 st0.33 corr
N	18/02/2010	16:36	0	74	173	0.1	27213	294	0.01	2388	440	0	338	495	991 hPa	26.68 °C	1920.00 st0.33 corr
N	18/02/2010	16:51	0	256	176	0.1	26902	292	0	1544	438	0	309	493	989 hPa	26.12 °C	1940.00 st0.32 corr
N	18/02/2010	17:06	0	702	176	0.07	18752	292	0	1684	437	0	467	492	989 hPa	25.98 °C	1940.00 st0.32 corr
N	18/02/2010	17:21	0	397	176	0.08	21485	292	0	2173	438	0	412	492	989 hPa	26.05 °C	1940.00 st0.32 corr
N	18/02/2010	17:36	0	393	176	0.08	21727	293	0	2107	438	0	623	493	992 hPa	26.03 °C	1920.00 st0.33 corr
N	18/02/2010	17:51	0	497	177	0.08	21566	294	0.01	2896	440	0	306	493	992 hPa	25.83 °C	1920.00 st0.33 corr
N	18/02/2010	18:06	0	398	178	0.07	19506	294	0.01	2551	440	0	346	494	993 hPa	25.59 °C	1920.00 st0.32 corr
N	18/02/2010	18:21	0	334	177	0.07	18098	294	0	2208	441	0	425	496	992 hPa	25.39 °C	1925.00 st0.32 corr
N	18/02/2010	18:36	0	228	177	0.06	14875	294	0	2227	441	0	6	503	990 hPa	25.28 °C	1940.00 st0.32 corr
N	18/02/2010	18:51	0	231	177	0.05	12722	294	0	1625	440	0	319	495	990 hPa	25.12 °C	1940.00 st0.32 corr
N	18/02/2010	19:06	0	384	177	0.05	13827	293	0	1693	440	0	77	484	990 hPa	24.93 °C	1940.00 st0.32 corr
N	18/02/2010	19:21	0	241	177	0.04	11276	293	0	1501	439	0	55	477	990 hPa	24.75 °C	1940.00 st0.32 corr
N	18/02/2010	19:36	0	373	178	0.04	9693	294	0	1467	440	0	449	493	990 hPa	24.60 °C	1940.00 st0.32 corr
N	18/02/2010	19:51	0	404	178	0.03	7944	294	0	1996	440	0	30	476	990 hPa	24.47 °C	1940.00 st0.32 corr
N	18/02/2010	20:06	0	525	178	0.06	16199	294	0	825	441	0	163	495	990 hPa	24.39 °C	1940.00 st0.32 corr
N	18/02/2010	20:21	0	524	178	0.1	24868	294	0	1743	442	0	208	475	990 hPa	24.35 °C	1940.00 st0.32 corr
N	18/02/2010	20:36	0	532	178	0.11	27428	295	0	1710	443	0	394	497	990 hPa	24.32 °C	1940.00 st0.32 corr
N	18/02/2010	20:51	0	394	177	0.06	15178	294	0	1738	442	0	317	497	990 hPa	24.25 °C	1940.00 st0.32 corr
N	18/02/2010	21:06	0	605	177	0.04	9592	294	0	1665	441	0	270	495	990 hPa	24.16 °C	1940.00 st0.32 corr
N	18/02/2010	21:21	0	556	177	0.03	7868	294	0	2018	441	0	566	496	990 hPa	24.09 °C	1940.00 st0.32 corr
N	18/02/2010	21:36	0	651	178	0.02	6339	294	0	1468	440	0	470	496	990 hPa	24.02 °C	1940.00 st0.32 corr
N	18/02/2010	21:51	0	729	178	0.03	7330	294	0	1767	440	0	289	495	991 hPa	23.95 °C	1940.00 st0.32 corr
N	18/02/2010	22:06	0	544	178	0.03	8424	294	0	1960	440	0	144	494	991 hPa	23.95 °C	1940.00 st0.32 corr
N	18/02/2010	22:21	0	835	178	0.05	13341	294	0.01	2481	441	0	478	496	991 hPa	24.04 °C	1935.00 st0.32 corr
N	18/02/2010	22:36	0	702	178	0.06	15039	295	0.01	2002	441	0	453	496	991 hPa	24.15 °C	1935.00 st0.32 corr
N	18/02/2010	22:51	0	442	178	0.04	11512	295	0	2034	443	0	630	497	991 hPa	24.21 °C	1940.00 st0.32 corr
N	18/02/2010	23:06	0	255	177	0.04	10593	295	0	1934	442	0	405	496	991 hPa	24.13 °C	1940.00 st0.32 corr
N	18/02/2010	23:21	0	25	167	0.03	6815	294	0	1548	441	0	182	496	991 hPa	24.05 °C	1940.00 st0.32 corr
N	18/02/2010	23:36	0	337	177	0.02	5707	293	0	1673	440	0	11	509	991 hPa	24.07 °C	1940.00 st0.32 corr
N	18/02/2010	23:51	0	172	178	0.02	4583	294	0	1250	441	0	154	496	991 hPa	24.02 °C	1940.00 st0.32 corr
N	19/02/2010	00:06	0	168	178	0.02	4472	294	0	1584	441	0	13	498	991 hPa	23.85 °C	1940.00 st0.32 corr
N	19/02/2010	00:21	0	129	179	0.01	3632	295	0	1310	442	0	71	479	991 hPa	23.65 °C	1940.00 st0.32 corr
N	19/02/2010	00:36	0	193	180	0.02	4287	296	0	967	443	0	19	477	991 hPa	23.42 °C	1940.00 st0.32 corr
N	19/02/2010	00:51	0	192	179	0.01	3710	296	0	1062	443	0	10	503	991 hPa	23.21 °C	1940.00 st0.32 corr
N	19/02/2010	01:06	0	175	179	0.02	5911	296	0	1205	444	0	54	494	991 hPa	23.11 °C	1940.00 st0.32 corr
N	19/02/2010	01:21	0	29	173	0.04	9226	296	0	1101	444	0	93	479	991 hPa	23.03 °C	1940.00 st0.32 corr
N	19/02/2010	01:36	0	251	179	0.03	8720	295	0	1263	444	0	17	477	991 hPa	22.93 °C	1940.00 st0.32 corr
N	19/02/2010	01:51	0	335	178	0.03	7098	295	0	1296	442	0	93	482	991 hPa	22.90 °C	1940.00 st0.32 corr
N	19/02/2010	02:06	0	181	178												

N	19/02/2010	14:36	0	404	177	0.03	7799	292	0	1421	440	0	7	503	993 hPa	26.26 °C	1925.00	st0.32	corr
N	19/02/2010	14:51	0	471	176	0.02	5598	294	0	1656	440	0	258	477	991 hPa	26.25 °C	1935.00	st0.32	corr
N	19/02/2010	15:06	0	200	178	0.02	4131	295	0	1801	441	0	347	495	992 hPa	26.38 °C	1930.00	st0.32	corr
N	19/02/2010	15:21	0	166	175	0.01	3346	293	0	1441	441	0	397	495	992 hPa	26.26 °C	1930.00	st0.32	corr
N	19/02/2010	15:36	0	378	177	0.02	4237	293	0	1040	439	0	740	493	991 hPa	26.46 °C	1930.00	st0.32	corr
N	19/02/2010	15:51	0	59	177	0.01	3474	293	0	1436	439	0	9	484	992 hPa	26.23 °C	1930.00	st0.32	corr
N	19/02/2010	16:06	0	235	175	0.02	4872	291	0	1027	437	0	162	490	994 hPa	26.06 °C	1920.00	st0.33	corr
N	19/02/2010	16:21	0	192	175	0.02	6007	292	0	1684	439	0	447	492	994 hPa	26.52 °C	1920.00	st0.33	corr
N	19/02/2010	16:36	0	392	175	0.02	5067	292	0	1275	437	0	269	491	994 hPa	26.90 °C	1920.00	st0.33	corr
N	19/02/2010	16:51	0	120	176	0.02	4467	293	0	1663	438	0	180	493	994 hPa	27.01 °C	1920.00	st0.33	corr
N	19/02/2010	17:06	0	427	176	0.02	4554	293	0	1592	439	0	228	493	994 hPa	26.90 °C	1920.00	st0.33	corr
N	19/02/2010	17:21	0	659	176	0.04	9306	293	0	1834	440	0	20	503	994 hPa	26.75 °C	1920.00	st0.33	corr
N	19/02/2010	17:36	0	531	177	0.04	10674	293	0.01	3183	440	0	283	493	995 hPa	26.58 °C	1920.00	st0.33	corr
N	19/02/2010	17:51	0	599	177	0.04	10574	293	0.01	3025	439	0	20	507	992 hPa	26.31 °C	1940.00	st0.32	corr
N	19/02/2010	18:06	0	952	177	0.06	15360	293	0.01	3163	440	0	359	494	992 hPa	26.02 °C	1940.00	st0.32	corr
N	19/02/2010	18:21	0	475	177	0.05	12869	294	0.01	3077	440	0	329	494	992 hPa	25.76 °C	1940.00	st0.32	corr
N	19/02/2010	18:36	0	391	178	0.03	7150	294	0.01	2392	439	0	529	492	992 hPa	25.54 °C	1940.00	st0.32	corr
N	19/02/2010	18:51	0	1236	177	0.03	7065	294	0.01	2649	440	0	357	495	992 hPa	25.41 °C	1940.00	st0.32	corr
N	19/02/2010	19:06	0	877	177	0.03	7211	294	0.01	2666	441	0	566	494	992 hPa	25.39 °C	1940.00	st0.32	corr
N	19/02/2010	19:21	0	779	177	0.03	8683	294	0.01	2716	441	0	592	495	992 hPa	25.42 °C	1940.00	st0.32	corr
N	19/02/2010	19:36	0	1028	177	0.04	9641	293	0.01	2801	440	0	889	495	992 hPa	25.43 °C	1940.00	st0.32	corr
N	19/02/2010	19:51	0.01	2981	176	0.06	15223	293	0.01	3373	439	0	702	493	992 hPa	25.46 °C	1940.00	st0.32	corr
N	19/02/2010	20:06	0.01	2929	176	0.07	16923	293	0.01	3992	439	0	601	493	992 hPa	25.55 °C	1940.00	st0.32	corr
N	19/02/2010	20:21	0.01	1706	177	0.05	12759	293	0.01	3825	439	0	641	492	992 hPa	25.67 °C	1940.00	st0.32	corr
N	19/02/2010	20:36	0	824	177	0.04	9322	293	0.01	2979	439	0	542	493	992 hPa	25.75 °C	1940.00	st0.32	corr
N	19/02/2010	20:51	0.01	1815	177	0.03	8118	294	0.01	2698	440	0	682	494	992 hPa	25.79 °C	1940.00	st0.32	corr
N	19/02/2010	21:06	0.01	2601	177	0.04	10087	294	0.01	2527	440	0	490	495	992 hPa	25.71 °C	1940.00	st0.32	corr
N	19/02/2010	21:21	0	888	177	0.03	7463	294	0	2189	440	0	312	495	992 hPa	25.60 °C	1940.00	st0.32	corr
N	19/02/2010	21:36	0	780	177	0.02	6127	294	0	2095	440	0	491	495	992 hPa	25.56 °C	1940.00	st0.32	corr
N	19/02/2010	21:51	0	1245	177	0.03	6798	294	0	1628	440	0	522	494	992 hPa	25.44 °C	1940.00	st0.32	corr
N	19/02/2010	22:06	0	931	177	0.03	7129	294	0	1974	440	0	448	494	992 hPa	25.30 °C	1940.00	st0.32	corr
N	19/02/2010	22:21	0	589	177	0.02	5378	293	0	1888	440	0	504	494	993 hPa	25.21 °C	1935.00	st0.32	corr
N	19/02/2010	22:36	0	839	177	0.02	4974	294	0	822	440	0	157	493	995 hPa	25.16 °C	1925.00	st0.32	corr
N	19/02/2010	22:51	0	1169	178	0.03	6962	294	0	2270	441	0	819	495	996 hPa	25.14 °C	1920.00	st0.32	corr
N	19/02/2010	23:06	0	1386	178	0.03	7827	295	0	2221	442	0	393	496	994 hPa	24.99 °C	1930.00	st0.32	corr
N	19/02/2010	23:21	0	1006	178	0.03	7109	295	0.01	2377	442	0	562	497	993 hPa	24.76 °C	1940.00	st0.32	corr
N	19/02/2010	23:36	0	1148	178	0.02	6306	294	0.01	2697	442	0	298	497	993 hPa	24.54 °C	1940.00	st0.32	corr
N	19/02/2010	23:51	0	856	177	0.03	6569	294	0	2154	442	0	447	496	993 hPa	24.45 °C	1940.00	st0.32	corr
N	20/02/2010	00:06	0	900	177	0.03	6598	294	0	1895	440	0	424	494	993 hPa	24.50 °C	1935.00	st0.32	corr
N	20/02/2010	00:21	0	708	177	0.03	7544	293	0	1903	440	0	196	495	994 hPa	24.64 °C	1935.00	st0.32	corr
N	20/02/2010	00:36	0	877	178	0.03	7905	294	0.01	2476	440	0	612	494	992 hPa	24.73 °C	1940.00	st0.32	corr
N	20/02/2010	00:51	0	831	178	0.02	5768	294	0	1770	441	0	505	495	993 hPa	24.64 °C	1940.00	st0.32	corr
N	20/02/2010	01:06	0	730	178	0.02	5904	295	0	1884	441	0	591	495	993 hPa	24.58 °C	1935.00	st0.32	corr
N	20/02/2010	01:21	0	443	178	0.02	4246	295	0	1713	441	0	240	496	992 hPa	24.46 °C	1940.00	st0.32	corr
N	20/02/2010	01:36	0	245	178	0.01	3109	295	0	1404	442	0	299	496	992 hPa	24.42 °C	1940.00	st0.32	corr
N	20/02/2010	01:51	0	455	178	0.01	2829	295	0	1720	442	0	382	496	992 hPa	24.42 °C	1940.00	st0.32	corr
N	20/02/2010	02:06	0	206	177	0.01	2023	294	0	1915	442	0	113	506	992 hPa	24.50 °C	1940.00	st0.32	corr
N	20/02/2010	02:21	0	192	178	0.01	1794	294	0	1208	441	0	21	478	992 hPa	24.64 °C	1940.00	st0.32	corr
N	20/02/2010	02:36	0	146	177	0.01	1741	294	0	1430	441	0	291	496	992 hPa	24.76 °C	1940.00	st0.32	corr
N	20/02/2010	02:51	0	444	177	0.01	1658	294	0	1177	440	0	6	448	992 hPa	24.86 °C	1940.00	st0.32	corr
N	20/02/2010	03:06	0	233	177	0.01	1854	293	0	1307	440	0	26	495	992 hPa	24.90 °C	1940.00	st0.32	corr
N	20/02/2010	03:21	0	308	177	0.01	1475	293	0	1204	440	0	9	478	992 hPa	24.89 °C	1940.00	st0.32	corr
N	20/02/2010	03:36	0	244	177	0.01	1332	294	0	893	440	0	153	496	992 hPa	24.80 °C	1940.00	st0.32	corr
N	20/02/2010	03:51	0	140	178	0	1115	294	0	823	440	0	77	495	993 hPa	24.70 °C	1940.00	st0.32	corr
N	20/02/2010	04:06	0	372	178	0.01	1564	294	0	947	440	0	79	495	992 hPa	24.66 °C	1930.00	st0.32	corr
N	20/02/2010	04:21	0	428	178	0.01	2098	295	0	961	439	0	141	496	994 hPa	24.63 °C	1920.00	st0.32	corr
N	20/02/2010	04:36	0	182	178	0.01	1466	294	0	829	442	0	13	482	993 hPa	24.65 °C	1930.00	st0.32	corr
N	20/02/2010	04:51	0	6	169	0	1030	294	0	588	444	0	87	496	992 hPa	24.65 °C	1935.00	st0.32	corr
N	20/02/2010	05:06	0	17	168	0	1039	294	0	1280	442	0	100	498	993 hPa	24.64 °C	1930.00	st0.32	corr
N	20/02/2010	05:21	0	117	178	0	986	294	0	1223	442	0	1	481	992 hPa	24.64 °C	1935.00	st0.32	corr
N	20/02/2010	05:36	0	8	173	0	1029	294	0	648	441	0	85	498	992 hPa	24.62 °C	1935.00	st0.32	corr
N	20/02/2010	05:51	0	30	166	0	760	294	0	882	441	0	15	495	992 hPa	24.52 °C	1940.00	st0.32	corr
N	20/02/2010	06:06	0	184	176	0	773	293	0	887	440	0	4	479	992 hPa	24.38 °C	1940.00	st0.32	corr
N	20/02/2010	06:21	0	119	177	0	912	294	0	922	440	0	2	496	993 hPa	24.34 °C	1930.00	st0.32	corr
N	20/02/2010	06:36	0	171	177	0	976	294	0	894	441	0	21	480	993 hPa	24.37 °C	1930.00	st0.32	corr
N	20/02/2010	06:51	0	15	171	0	815	294	0	914	441	0	40	490	994 hPa	24.37 °C	1925.00	st0.32	corr
N	20/02/2010	07:06	0	324	178	0	912	295	0	733	441	0	17	475	991 hPa	24.39 °C	1940.00	st0.32	corr
N	20/02/2010	07:21	0	204	178	0	1137	296	0	549	441	0	59	477	991 hPa	24.34 °C	1940.00	st0.32	corr
N	20/02/2010	07:36	0	99	178	0	813	294	0	929	441	0	51	477	991 hPa	24.36 °C	1940.00	st0.32	corr
N	20/02/2010	07:51	0	202	178	0	1243	295											

N	20/02/2010	21:21	0	380	177	0.03	7699	294	0	1953	440	0	423	495	991 hPa	24.98 °C	1920.00	st0.32	corr
N	20/02/2010	21:36	0	242	177	0.02	6133	293	0	1371	440	0	24	482	991 hPa	25.02 °C	1920.00	st0.32	corr
N	20/02/2010	21:51	0	305	176	0.02	4901	293	0	1420	440	0	4	484	991 hPa	24.96 °C	1920.00	st0.32	corr
N	20/02/2010	22:06	0	398	176	0.02	5036	293	0	1627	439	0	246	494	991 hPa	24.91 °C	1920.00	st0.32	corr
N	20/02/2010	22:21	0	358	176	0.02	4950	293	0	1550	439	0	263	492	991 hPa	24.92 °C	1920.00	st0.32	corr
N	20/02/2010	22:36	0	249	176	0.02	4756	293	0	1472	438	0	229	491	987 hPa	24.92 °C	1940.00	st0.32	corr
N	20/02/2010	22:51	0	419	177	0.02	4139	293	0	1692	439	0	151	493	988 hPa	24.77 °C	1935.00	st0.32	corr
N	20/02/2010	23:06	0	309	177	0.01	3743	294	0	1131	439	0	149	494	987 hPa	24.59 °C	1940.00	st0.32	corr
N	20/02/2010	23:21	0	302	177	0.02	4119	294	0	1950	440	0	185	495	987 hPa	24.52 °C	1940.00	st0.32	corr
N	20/02/2010	23:36	0	484	177	0.02	5869	294	0	1549	441	0	220	496	988 hPa	24.55 °C	1935.00	st0.32	corr
N	20/02/2010	23:51	0	605	177	0.02	6128	293	0	1493	440	0	55	501	988 hPa	24.58 °C	1935.00	st0.32	corr
N	21/02/2010	00:06	0	670	176	0.03	6520	293	0	1931	440	0	502	495	989 hPa	24.67 °C	1930.00	st0.32	corr
N	21/02/2010	00:21	0	576	176	0.03	6987	293	0	1807	439	0	500	494	987 hPa	24.75 °C	1935.00	st0.32	corr
N	21/02/2010	00:36	0	629	176	0.03	8777	292	0	2273	439	0	1006	493	987 hPa	24.81 °C	1935.00	st0.32	corr
N	21/02/2010	00:51	0	800	176	0.04	10387	293	0.01	3253	438	0	1005	493	990 hPa	24.86 °C	1920.00	st0.33	corr
N	21/02/2010	01:06	0	682	177	0.03	8315	293	0.01	2504	438	0	851	494	989 hPa	24.87 °C	1920.00	st0.33	corr
N	21/02/2010	01:21	0	525	177	0.03	8138	293	0.01	2646	439	0	279	493	990 hPa	24.95 °C	1920.00	st0.33	corr
N	21/02/2010	01:36	0	860	177	0.03	8055	294	0	1957	440	0	326	494	989 hPa	25.00 °C	1920.00	st0.33	corr
N	21/02/2010	01:51	0	857	177	0.04	9551	294	0.01	2934	440	0	488	493	989 hPa	24.97 °C	1920.00	st0.33	corr
N	21/02/2010	02:06	0	348	177	0.03	8989	294	0.01	2709	440	0	764	494	989 hPa	24.89 °C	1920.00	st0.33	corr
N	21/02/2010	02:21	0	294	177	0.02	5390	293	0	2018	440	0	621	494	989 hPa	24.85 °C	1920.00	st0.33	corr
N	21/02/2010	02:36	0	476	176	0.02	3921	292	0	1581	439	0	351	493	987 hPa	24.89 °C	1930.00	st0.32	corr
N	21/02/2010	02:51	0	200	176	0.01	3447	293	0	1574	439	0	317	495	988 hPa	24.91 °C	1920.00	st0.32	corr
N	21/02/2010	03:06	0	338	177	0.01	3865	293	0	3310	438	0	291	493	987 hPa	24.88 °C	1930.00	st0.32	corr
N	21/02/2010	03:21	0	237	177	0.02	4409	293	0	1187	438	0	336	492	989 hPa	24.80 °C	1920.00	st0.33	corr
N	21/02/2010	03:36	0	265	177	0.01	3807	293	0	1412	439	0	419	492	989 hPa	24.80 °C	1920.00	st0.33	corr
N	21/02/2010	03:51	0	289	177	0.01	3114	293	0	1763	439	0	111	494	988 hPa	24.81 °C	1920.00	st0.33	corr
N	21/02/2010	04:06	0	457	177	0.01	2963	293	0	1736	439	0	17	503	988 hPa	24.91 °C	1920.00	st0.33	corr
N	21/02/2010	04:21	0	196	177	0.01	2278	293	0	2041	440	0	17	479	988 hPa	25.04 °C	1920.00	st0.33	corr
N	21/02/2010	04:36	0	204	176	0.01	1754	293	0	1667	440	0	174	493	988 hPa	25.14 °C	1920.00	st0.33	corr
N	21/02/2010	04:51	0	166	177	0.01	2159	292	0	1343	438	0	9	491	988 hPa	25.18 °C	1920.00	st0.33	corr
N	21/02/2010	05:06	0	172	176	0.01	1861	293	0	1871	438	0	247	482	988 hPa	25.20 °C	1920.00	st0.33	corr
N	21/02/2010	05:21	0	60	171	0.01	1655	292	0	1227	438	0	242	491	988 hPa	25.11 °C	1920.00	st0.33	corr
N	21/02/2010	05:36	0	141	177	0.01	1499	293	0	1050	438	0	205	492	988 hPa	24.91 °C	1920.00	st0.33	corr
N	21/02/2010	05:51	0	217	178	0.01	1412	294	0	763	439	0	74	501	988 hPa	24.70 °C	1920.00	st0.33	corr
N	21/02/2010	06:06	0	222	178	0	1171	294	0	784	441	0	4	475	988 hPa	24.51 °C	1920.00	st0.33	corr
N	21/02/2010	06:21	0	30	167	0.01	1302	294	0	1011	441	0	43	492	988 hPa	24.45 °C	1920.00	st0.33	corr
N	21/02/2010	06:36	0	147	177	0	1261	293	0	851	440	0	390	496	986 hPa	24.51 °C	1930.00	st0.32	corr
N	21/02/2010	06:50	0	173	177	0	1000	293	0	774	439	0	9	496	987 hPa	24.62 °C	1925.00	st0.32	corr
N	21/02/2010	07:05	0	315	176	0	959	293	0	746	439	0	9	476	985 hPa	24.73 °C	1940.00	st0.32	corr
N	21/02/2010	07:20	0	194	176	0	1022	292	0	336	439	0	26	482	985 hPa	24.77 °C	1935.00	st0.32	corr
N	21/02/2010	07:35	0	13	172	0	856	292	0	933	438	0	58	484	987 hPa	24.79 °C	1925.00	st0.33	corr
N	21/02/2010	07:50	0	135	177	0	1011	293	0	714	438	0	154	492	988 hPa	24.82 °C	1920.00	st0.33	corr
N	21/02/2010	08:05	0	147	178	0	1155	293	0	1331	439	0	30	494	987 hPa	24.84 °C	1925.00	st0.33	corr
N	21/02/2010	08:20	0	70	177	0	1132	293	0	804	439	0	178	493	987 hPa	24.82 °C	1925.00	st0.33	corr
N	21/02/2010	08:35	0	28	166	0	911	293	0	1129	440	0	73	481	987 hPa	24.89 °C	1925.00	st0.33	corr
N	21/02/2010	08:50	0	161	176	0	1211	293	0	817	439	0	62	479	986 hPa	24.97 °C	1930.00	st0.32	corr
N	21/02/2010	09:05	0	332	177	0	1078	292	0	994	438	0	196	475	986 hPa	25.06 °C	1930.00	st0.32	corr
N	21/02/2010	09:20	0	204	176	0	955	292	0	1110	437	0	19	477	987 hPa	25.14 °C	1925.00	st0.33	corr
N	21/02/2010	09:35	0	233	176	0	1281	292	0	885	438	0	461	491	988 hPa	25.24 °C	1920.00	st0.33	corr
N	21/02/2010	09:50	0	285	176	0.01	1351	292	0	785	437	0	30	476	988 hPa	25.31 °C	1920.00	st0.33	corr
N	21/02/2010	10:05	0	130	176	0	1279	293	0	791	438	0	82	482	988 hPa	25.41 °C	1920.00	st0.33	corr
N	21/02/2010	10:20	0	195	176	0	1180	293	0	760	438	0	85	508	988 hPa	25.52 °C	1920.00	st0.33	corr
N	21/02/2010	10:35	0	121	177	0.01	1318	293	0	1548	439	0	339	494	988 hPa	25.66 °C	1920.00	st0.33	corr
N	21/02/2010	10:50	0	137	176	0.01	1669	292	0	1224	438	0	63	493	988 hPa	25.81 °C	1920.00	st0.33	corr
N	21/02/2010	11:05	0	426	175	0.01	1755	291	0	1274	438	0	274	492	988 hPa	26.00 °C	1920.00	st0.33	corr
N	21/02/2010	11:20	0	516	175	0.01	1625	291	0	1466	437	0	138	491	987 hPa	26.14 °C	1920.00	st0.33	corr
N	21/02/2010	11:35	0	318	175	0.01	2336	291	0	1342	438	0	84	503	988 hPa	26.41 °C	1920.00	st0.33	corr
N	21/02/2010	11:50	0.01	2896	175	0.01	2110	292	0	1467	437	0.01	1129	478	987 hPa	26.54 °C	1920.00	st0.33	corr
N	21/02/2010	12:05	0	9	166	0.01	1996	292	0	1120	438	0	161	491	987 hPa	26.66 °C	1920.00	st0.33	corr
N	21/02/2010	12:20	0	172	175	0.01	2102	292	0	1248	438	0	329	491	988 hPa	26.71 °C	1920.00	st0.33	corr
N	21/02/2010	12:35	0	246	175	0.01	1847	291	0	1397	437	0	126	490	987 hPa	26.78 °C	1920.00	st0.33	corr
N	21/02/2010	12:50	0	127	177	0.01	1861	295	0	1157	441	0	2	477	987 hPa	26.92 °C	1920.00	st0.33	corr
N	21/02/2010	13:05	0	225	175	0.01	1564	291	0	1071	436	0	144	490	987 hPa	26.30 °C	1925.00	st0.33	corr
N	21/02/2010	13:20	0	69	176	0.01	1954	293	0	1133	440	0	138	493	987 hPa	26.20 °C	1920.00	st0.33	corr
N	21/02/2010	13:35	0	529	178	0.01	1827	291	0	1332	436	0	131	490	987 hPa	26.13 °C	1925.00	st0.33	corr
N	21/02/2010	13:50	0	283	178	0.01	2238	293	0	1186	438	0	211	491	986 hPa	26.32 °C	1920.00	st0.33	corr
N	21/02/2010	14:05	0	256	176	0.01	3495	293	0	1434	439	0	317	492	985 hPa	26.45 °C	1925.00	st0.33	corr
N	21/02/2010	14:20	0	642	175	0.01	3540	291	0	1395	436	0	555	492	985 hPa	26.53 °C	1930.00	st0.33	corr
N	21/02/2010	14:35	0	316	174	0.02	3934	292	0	1660	438	0	381	493	986 hPa	26.32			

N	22/02/2010	04:05	0	111	179	0.01	1439	295	0	657	441	0	26	479	985 hPa	21.63 °C	1925.00	st0.32	corr
N	22/02/2010	04:20	0	100	179	0.01	1319	295	0	706	441	0	168	495	982 hPa	21.62 °C	1940.00	st0.32	corr
N	22/02/2010	04:35	0	113	179	0.01	1614	295	0	769	442	0	4	477	983 hPa	21.65 °C	1935.00	st0.32	corr
N	22/02/2010	04:50	0	11	170	0.01	1244	295	0	537	443	0	14	489	982 hPa	21.66 °C	1940.00	st0.32	corr
N	22/02/2010	05:05	0	135	179	0	1152	295	0	782	443	0	38	478	986 hPa	21.67 °C	1920.00	st0.32	corr
N	22/02/2010	05:20	0	205	178	0	1241	295	0	516	442	0	26	479	986 hPa	21.72 °C	1920.00	st0.32	corr
N	22/02/2010	05:35	0	47	178	0	1100	294	0	618	442	0	114	495	986 hPa	21.82 °C	1920.00	st0.32	corr
N	22/02/2010	05:50	0	29	174	0	1072	294	0	475	441	0	55	497	986 hPa	21.95 °C	1920.00	st0.32	corr
N	22/02/2010	06:05	0	157	178	0	1106	294	0	116	441	0	139	494	986 hPa	22.04 °C	1920.00	st0.32	corr
N	22/02/2010	06:20	0	128	178	0.01	1534	294	0	888	441	0	41	497	986 hPa	22.08 °C	1920.00	st0.32	corr
N	22/02/2010	06:35	0	35	172	0.01	1303	294	0	483	440	0	75	498	986 hPa	22.07 °C	1920.00	st0.32	corr
N	22/02/2010	06:50	0	198	179	0.01	1365	294	0	677	441	0	155	484	986 hPa	22.05 °C	1920.00	st0.32	corr
N	22/02/2010	07:05	0	4	174	0.01	1347	295	0	702	441	0	33	476	986 hPa	22.05 °C	1920.00	st0.32	corr
N	22/02/2010	07:20	0	253	178	0.01	1492	295	0	718	443	0	71	495	986 hPa	22.14 °C	1920.00	st0.32	corr
N	22/02/2010	07:35	0	180	179	0.01	1553	295	0	936	443	0	8	491	983 hPa	22.15 °C	1935.00	st0.32	corr
N	22/02/2010	07:50	0	224	178	0.01	1588	295	0	619	443	0	153	498	983 hPa	22.09 °C	1935.00	st0.32	corr
N	22/02/2010	08:05	0	149	178	0.01	1972	294	0	895	442	0	55	485	983 hPa	22.06 °C	1940.00	st0.32	corr
N	22/02/2010	08:20	0.01	3333	178	0.01	2024	295	0	836	442	0	296	497	983 hPa	22.07 °C	1940.00	st0.32	corr
N	22/02/2010	08:35	0	294	178	0.01	2246	294	0	1069	441	0	51	497	983 hPa	22.13 °C	1940.00	st0.32	corr
N	22/02/2010	08:50	0	428	178	0.01	2749	294	0	1079	441	0	33	496	983 hPa	22.14 °C	1940.00	st0.32	corr
N	22/02/2010	09:05	0	517	178	0.01	2881	294	0	1349	440	0	59	492	984 hPa	22.14 °C	1935.00	st0.32	corr
N	22/02/2010	09:20	0	188	178	0.01	2271	294	0	927	440	0	96	493	986 hPa	22.23 °C	1930.00	st0.32	corr
N	22/02/2010	09:35	0	379	178	0.01	2293	294	0	872	440	0	169	493	986 hPa	22.44 °C	1925.00	st0.32	corr
N	22/02/2010	09:50	0	244	178	0.01	2448	294	0	2574	440	0	225	496	987 hPa	22.69 °C	1920.00	st0.32	corr
N	22/02/2010	10:05	0	235	178	0.01	2902	294	0	923	440	0	79	482	987 hPa	22.96 °C	1920.00	st0.32	corr
N	22/02/2010	10:20	0	184	178	0.01	2529	294	0	1276	441	0	6	500	987 hPa	23.18 °C	1920.00	st0.32	corr
N	22/02/2010	10:35	0	102	177	0.01	2062	294	0	1015	441	0	52	494	985 hPa	23.27 °C	1930.00	st0.32	corr
N	22/02/2010	10:50	0	208	178	0.01	2227	294	0	919	441	0	38	483	986 hPa	23.48 °C	1925.00	st0.32	corr
N	22/02/2010	11:05	0	551	177	0.01	3701	293	0	1170	440	0	272	495	985 hPa	23.78 °C	1930.00	st0.32	corr
N	22/02/2010	11:20	0	276	176	0.01	2461	292	0	1187	439	0	4	477	986 hPa	24.16 °C	1925.00	st0.32	corr
N	22/02/2010	11:35	0	113	176	0.01	2478	292	0	1318	438	0	148	492	985 hPa	24.63 °C	1930.00	st0.32	corr
N	22/02/2010	11:50	0	241	176	0.01	2413	292	0	1396	438	0	183	491	986 hPa	25.08 °C	1925.00	st0.33	corr
N	22/02/2010	12:05	0	536	175	0.01	2732	291	0	1434	437	0	35	487	987 hPa	25.44 °C	1920.00	st0.33	corr
N	22/02/2010	12:20	0	358	176	0.01	3128	291	0	1317	437	0	100	489	986 hPa	25.75 °C	1925.00	st0.33	corr
N	22/02/2010	12:35	0	313	176	0.01	2882	292	0	1552	437	0	28	499	987 hPa	25.99 °C	1920.00	st0.33	corr
N	22/02/2010	12:50	0	240	176	0.01	2676	291	0	1950	436	0	90	491	986 hPa	26.12 °C	1920.00	st0.33	corr
N	22/02/2010	13:05	0	507	176	0.01	2990	292	0	1611	438	0	437	491	986 hPa	26.38 °C	1920.00	st0.33	corr
N	22/02/2010	13:20	0	424	175	0.02	4018	292	0	1648	438	0	18	477	987 hPa	26.53 °C	1920.00	st0.33	corr
N	22/02/2010	13:35	0	217	175	0.01	3181	291	0	1567	437	0	7	503	987 hPa	26.60 °C	1920.00	st0.33	corr
N	22/02/2010	13:50	0	490	175	0.01	3468	290	0	2013	436	0	241	490	986 hPa	26.67 °C	1920.00	st0.33	corr
N	22/02/2010	14:05	0	404	175	0.02	4242	291	0	1296	435	0	133	489	986 hPa	26.84 °C	1920.00	st0.33	corr
N	22/02/2010	14:20	0	288	174	0.01	3245	290	0	901	435	0	64	502	987 hPa	26.92 °C	1920.00	st0.33	corr
N	22/02/2010	14:35	0	200	175	0.01	2962	290	0	1315	435	0	289	489	986 hPa	27.04 °C	1920.00	st0.33	corr
N	22/02/2010	14:50	0.01	3983	175	0.01	2841	291	0	1742	436	0	16	498	986 hPa	27.21 °C	1920.00	st0.33	corr
N	22/02/2010	15:05	0	402	175	0.01	3100	291	0	2090	436	0	122	489	986 hPa	27.25 °C	1920.00	st0.33	corr
N	22/02/2010	15:20	0	315	175	0.01	3230	291	0	1424	437	0	31	495	986 hPa	27.18 °C	1920.00	st0.33	corr
N	22/02/2010	15:35	0	545	175	0.01	3085	291	0	1703	437	0	127	492	986 hPa	27.15 °C	1920.00	st0.33	corr
N	22/02/2010	15:50	0	581	178	0.02	4569	293	0	1308	438	0	239	492	986 hPa	27.17 °C	1920.00	st0.33	corr
N	22/02/2010	16:05	0	540	175	0.02	4472	291	0	1456	436	0	413	489	986 hPa	26.42 °C	1920.00	st0.33	corr
N	22/02/2010	16:20	0	464	175	0.02	4670	290	0	1461	436	0	40	486	986 hPa	26.57 °C	1920.00	st0.33	corr
N	22/02/2010	16:35	0	471	174	0.02	4984	291	0	1785	436	0	610	489	986 hPa	26.94 °C	1920.00	st0.33	corr
N	22/02/2010	16:50	0	584	175	0.02	4618	291	0	1721	436	0	29	501	986 hPa	26.90 °C	1920.00	st0.33	corr
N	22/02/2010	17:05	0	579	176	0.02	5742	292	0	1189	437	0	235	491	986 hPa	26.70 °C	1920.00	st0.33	corr
N	22/02/2010	17:20	0	650	176	0.03	6961	293	0	1567	438	0	360	492	987 hPa	26.51 °C	1920.00	st0.33	corr
N	22/02/2010	17:35	0	659	177	0.03	6780	293	0	1912	440	0	193	492	987 hPa	26.12 °C	1920.00	st0.33	corr
N	22/02/2010	17:50	0	1207	177	0.04	9559	294	0	2128	440	0	617	495	987 hPa	25.61 °C	1920.00	st0.33	corr
N	22/02/2010	18:05	0	1106	177	0.04	10422	294	0.01	2548	440	0	296	495	984 hPa	25.08 °C	1920.00	st0.33	corr
N	22/02/2010	18:20	0	499	177	0.03	7759	294	0	2306	441	0	583	496	987 hPa	24.58 °C	1920.00	st0.33	corr
N	22/02/2010	18:35	0	541	177	0.03	7245	293	0	1892	440	0	478	495	987 hPa	24.13 °C	1925.00	st0.32	corr
N	22/02/2010	18:50	0	414	177	0.02	5932	293	0	1923	440	0	387	494	988 hPa	23.76 °C	1920.00	st0.32	corr
N	22/02/2010	19:05	0	850	177	0.03	7097	294	0	1763	440	0	732	494	986 hPa	23.54 °C	1930.00	st0.32	corr
N	22/02/2010	19:20	0	666	178	0.03	6888	294	0	1634	440	0	472	494	986 hPa	23.33 °C	1930.00	st0.32	corr
N	22/02/2010	19:35	0	863	178	0.03	7360	295	0	2066	441	0	552	495	986 hPa	23.19 °C	1930.00	st0.32	corr
N	22/02/2010	19:50	0	637	178	0.03	7620	295	0	1760	442	0	690	497	986 hPa	23.08 °C	1930.00	st0.32	corr
N	22/02/2010	20:05	0	921	178	0.03	7420	295	0	1977	442	0	455	497	985 hPa	22.97 °C	1935.00	st0.32	corr
N	22/02/2010	20:20	0	774	178	0.03	7259	295	0	1776	442	0	455	497	986 hPa	22.91 °C	1930.00	st0.32	corr
N	22/02/2010	20:35	0	751	178	0.03	6841	294	0	1700	442	0	326	497	986 hPa	22.86 °C	1935.00	st0.32	corr
N	22/02/2010	20:50	0	615	178	0.02	6274	294	0	1647	441	0	242	496	985 hPa	22.79 °C	1940.00	st0.32	corr
N	22/02/2010	21:05	0	462	177	0.02	5628	294	0	1050	441	0	484	495	985 hPa	22.81 °C	1940.00	st0.32	corr
N	22/02/2010	21:20	0	743	178	0.03	7627	294	0	1545	440	0	438	494	986				

N	23/02/2010	10:50	0	815	177	0.02	4576	293	0	1774	439	0	190	492	985 hPa	24.53 °C	1920.00	st0.33	corr
N	23/02/2010	11:05	0	750	177	0.02	4794	293	0	1445	439	0	19	477	985 hPa	24.64 °C	1920.00	st0.33	corr
N	23/02/2010	11:20	0	458	176	0.02	5137	293	0	1694	439	0	358	494	984 hPa	24.82 °C	1920.00	st0.33	corr
N	23/02/2010	11:35	0	468	176	0.02	4313	292	0	1698	438	0	305	492	984 hPa	25.00 °C	1920.00	st0.33	corr
N	23/02/2010	11:50	0	422	175	0.02	4276	291	0	1555	437	0	301	490	984 hPa	25.19 °C	1920.00	st0.33	corr
N	23/02/2010	12:05	0	597	175	0.02	4003	291	0	1060	436	0	609	490	984 hPa	25.54 °C	1920.00	st0.33	corr
N	23/02/2010	12:20	0	423	175	0.01	3529	291	0	1626	437	0	246	490	984 hPa	25.82 °C	1920.00	st0.33	corr
N	23/02/2010	12:35	0	695	176	0.02	4202	292	0	1644	437	0	514	491	983 hPa	25.79 °C	1920.00	st0.33	corr
N	23/02/2010	12:50	0	450	176	0.02	4548	292	0	1578	438	0	434	492	984 hPa	25.73 °C	1920.00	st0.33	corr
N	23/02/2010	13:05	0	423	176	0.02	4318	292	0	1779	438	0	325	492	984 hPa	25.43 °C	1920.00	st0.33	corr
N	23/02/2010	13:20	0	740	176	0.02	4983	292	0	1137	439	0	202	492	983 hPa	25.24 °C	1920.00	st0.33	corr
N	23/02/2010	13:35	0	511	176	0.02	4984	292	0	1681	439	0	187	492	983 hPa	25.17 °C	1920.00	st0.33	corr
N	23/02/2010	13:50	0	407	176	0.02	4931	292	0	1487	437	0	186	492	983 hPa	25.03 °C	1920.00	st0.33	corr
N	23/02/2010	14:05	0	641	176	0.02	4207	292	0	1010	438	0	237	492	983 hPa	24.89 °C	1920.00	st0.33	corr
N	23/02/2010	14:20	0	738	176	0.02	4098	292	0	2019	437	0	264	492	983 hPa	24.72 °C	1920.00	st0.33	corr
N	23/02/2010	14:35	0	754	176	0.02	4286	292	0	958	438	0	277	492	982 hPa	24.57 °C	1920.00	st0.33	corr
N	23/02/2010	14:50	0	652	177	0.02	3944	292	0	1444	438	0	104	493	982 hPa	24.52 °C	1920.00	st0.33	corr
N	23/02/2010	15:05	0	568	177	0.01	3553	293	0	1375	438	0	291	493	982 hPa	24.44 °C	1920.00	st0.33	corr
N	23/02/2010	15:20	0	417	177	0.01	3124	293	0	1333	439	0	42	488	982 hPa	24.33 °C	1920.00	st0.33	corr
N	23/02/2010	15:35	0	525	176	0.01	3531	293	0	1275	439	0	8	476	982 hPa	24.24 °C	1920.00	st0.33	corr
N	23/02/2010	15:50	0	847	176	0.01	3687	292	0	1487	439	0	355	494	982 hPa	24.21 °C	1920.00	st0.33	corr
N	23/02/2010	16:05	0	393	176	0.01	3426	292	0	1522	439	0	245	492	982 hPa	24.21 °C	1920.00	st0.33	corr
N	23/02/2010	16:20	0	587	176	0.01	3500	292	0	1359	438	0	192	493	982 hPa	24.15 °C	1920.00	st0.33	corr
N	23/02/2010	16:35	0	495	176	0.01	3616	292	0	3816	437	0	47	482	982 hPa	24.11 °C	1920.00	st0.33	corr
N	23/02/2010	16:50	0	548	177	0.02	4027	293	0	1411	438	0	177	492	981 hPa	24.02 °C	1920.00	st0.33	corr
N	23/02/2010	17:05	0	458	177	0.01	3767	293	0	1533	439	0	93	492	981 hPa	23.95 °C	1920.00	st0.33	corr
N	23/02/2010	17:20	0	745	177	0.02	4847	293	0	1654	439	0	105	493	981 hPa	23.87 °C	1920.00	st0.33	corr
N	23/02/2010	17:35	0	662	177	0.02	5555	294	0	1576	441	0	147	496	981 hPa	23.67 °C	1920.00	st0.33	corr
N	23/02/2010	17:50	0	762	177	0.03	6713	294	0	1833	441	0	276	495	981 hPa	23.37 °C	1920.00	st0.33	corr
N	23/02/2010	18:05	0	555	177	0.03	6565	294	0	1338	441	0	278	497	981 hPa	23.10 °C	1920.00	st0.33	corr
N	23/02/2010	18:20	0	446	177	0.02	5345	293	0	1106	440	0	37	479	981 hPa	22.81 °C	1920.00	st0.33	corr
N	23/02/2010	18:35	0	637	177	0.02	4570	293	0	1486	439	0	250	494	981 hPa	22.56 °C	1920.00	st0.33	corr
N	23/02/2010	18:50	0	570	177	0.01	3794	293	0	1275	439	0	88	493	981 hPa	22.38 °C	1920.00	st0.33	corr
N	23/02/2010	19:05	0	348	177	0.01	3569	293	0	1333	439	0	169	492	981 hPa	22.22 °C	1920.00	st0.33	corr
N	23/02/2010	19:20	0	418	178	0.01	3380	293	0	1419	439	0	39	482	981 hPa	22.13 °C	1920.00	st0.33	corr
N	23/02/2010	19:35	0	231	178	0.01	3065	294	0	1099	439	0	333	494	981 hPa	22.01 °C	1920.00	st0.32	corr
N	23/02/2010	19:50	0	220	178	0.01	3080	294	0	1038	440	0	369	493	981 hPa	21.89 °C	1920.00	st0.32	corr
N	23/02/2010	20:05	0	246	178	0.01	2961	294	0	1262	440	0	117	494	980 hPa	21.75 °C	1920.00	st0.32	corr
N	23/02/2010	20:20	0	225	178	0.01	3030	294	0	991	441	0	107	496	980 hPa	21.72 °C	1920.00	st0.32	corr
N	23/02/2010	20:35	0	394	178	0.01	3082	294	0	944	441	0	47	482	979 hPa	21.81 °C	1925.00	st0.32	corr
N	23/02/2010	20:50	0	419	177	0.01	3186	294	0	1022	441	0	214	496	980 hPa	21.90 °C	1920.00	st0.33	corr
N	23/02/2010	21:05	0	296	177	0.01	2889	293	0	1142	441	0	98	496	980 hPa	22.03 °C	1920.00	st0.33	corr
N	23/02/2010	21:20	0	271	177	0.01	2561	293	0	1564	439	0	68	493	980 hPa	22.17 °C	1920.00	st0.33	corr
N	23/02/2010	21:35	0	562	177	0.01	2770	293	0	1295	439	0	35	481	980 hPa	22.27 °C	1920.00	st0.33	corr
N	23/02/2010	21:50	0	288	177	0.01	3106	293	0	1033	438	0	111	476	980 hPa	22.39 °C	1920.00	st0.33	corr
N	23/02/2010	22:05	0	242	177	0.01	3343	293	0	991	439	0	56	492	980 hPa	22.53 °C	1920.00	st0.33	corr
N	23/02/2010	22:20	0	632	177	0.01	3103	293	0	1135	439	0	206	492	980 hPa	22.57 °C	1920.00	st0.33	corr
N	23/02/2010	22:35	0	383	177	0.01	2905	293	0	1286	439	0	361	493	979 hPa	22.60 °C	1920.00	st0.33	corr
N	23/02/2010	22:50	0	256	178	0.01	2489	293	0	1235	440	0	2	485	979 hPa	22.64 °C	1920.00	st0.33	corr
N	23/02/2010	23:05	0	306	177	0.01	2497	293	0	1428	440	0	492	494	979 hPa	22.70 °C	1920.00	st0.33	corr
N	23/02/2010	23:20	0	258	177	0.01	2254	293	0	924	440	0	213	494	980 hPa	22.75 °C	1920.00	st0.33	corr
N	23/02/2010	23:35	0	289	177	0.01	2223	293	0	1173	439	0	269	494	980 hPa	22.82 °C	1920.00	st0.33	corr
N	23/02/2010	23:50	0	168	176	0.01	2246	292	0	1058	439	0	325	493	980 hPa	22.90 °C	1920.00	st0.33	corr
N	24/02/2010	00:05	0	241	176	0.01	2293	292	0	1003	438	0	96	492	980 hPa	22.98 °C	1920.00	st0.33	corr
N	24/02/2010	00:20	0	257	176	0.01	2297	292	0	958	438	0	12	475	980 hPa	23.12 °C	1920.00	st0.33	corr
N	24/02/2010	00:35	0	313	177	0.01	2076	292	0	896	437	0	4	502	980 hPa	23.27 °C	1920.00	st0.33	corr
N	24/02/2010	00:50	0	158	177	0.01	2114	293	0	1156	438	0	10	475	980 hPa	23.41 °C	1920.00	st0.33	corr
N	24/02/2010	01:05	0	225	177	0.01	2166	293	0	1156	438	0	362	491	980 hPa	23.49 °C	1920.00	st0.33	corr
N	24/02/2010	01:20	0	258	177	0.01	2236	293	0	1486	439	0	61	495	980 hPa	23.58 °C	1920.00	st0.33	corr
N	24/02/2010	01:35	0	165	176	0.01	2119	292	0	990	439	0	17	484	980 hPa	23.70 °C	1920.00	st0.33	corr
N	24/02/2010	01:50	0	95	176	0.01	2382	292	0	824	438	0	6	499	980 hPa	23.83 °C	1920.00	st0.33	corr
N	24/02/2010	02:05	0	400	175	0.01	2150	292	0	1428	437	0	44	492	980 hPa	23.95 °C	1920.00	st0.33	corr
N	24/02/2010	02:20	0	315	176	0.01	2330	292	0	1062	437	0	74	492	980 hPa	24.07 °C	1920.00	st0.33	corr
N	24/02/2010	02:35	0	354	176	0.01	2422	291	0	1173	437	0	23	481	980 hPa	24.14 °C	1920.00	st0.33	corr
N	24/02/2010	02:50	0	225	176	0.01	2338	292	0	1363	436	0	38	482	980 hPa	24.21 °C	1920.00	st0.33	corr
N	24/02/2010	03:05	0	316	177	0.01	2461	292	0	1416	437	0	106	492	980 hPa	24.24 °C	1920.00	st0.33	corr
N	24/02/2010	03:20	0	294	176	0.01	2580	292	0	1393	437	0	164	491	980 hPa	24.30 °C	1920.00	st0.33	corr
N	24/02/2010	03:35	0	509	176	0.01	2384	292	0	939	438	0	128	493	980 hPa	24.36 °C	1920.00	st0.33	corr
N	24/02/2010	03:50	0	335	175	0.01	2649	292	0	1198	438	0	32	485	980 hPa	24.51 °C	1920.00	st0.33	corr
N	24/02/2010	04:05	0	324	176	0.01	2241	292	0	1333	437								

N	24/02/2010	17:55	0	1033	176	0.04	10659	292	0.01	2401	438	0	888	492	986 hPa	26.33 °C	1920.0	st0.33	corr
N	24/02/2010	18:10	0	829	175	0.04	11083	292	0.01	2587	438	0	515	492	986 hPa	26.41 °C	1920.0	st0.33	corr
N	24/02/2010	18:25	0	1244	175	0.05	12072	291	0.01	3440	437	0	964	490	986 hPa	26.54 °C	1920.0	st0.33	corr
N	24/02/2010	18:40	0	964	175	0.06	14893	291	0.01	5990	436	0.01	1372	489	986 hPa	26.68 °C	1920.0	st0.33	corr
N	24/02/2010	18:55	0	656	175	0.04	10704	291	0.01	5276	436	0.01	1267	490	986 hPa	26.73 °C	1920.0	st0.33	corr
N	24/02/2010	19:10	0	461	175	0.03	7965	291	0.01	4250	435	0	556	489	986 hPa	26.75 °C	1920.0	st0.33	corr
N	24/02/2010	19:25	0	529	175	0.03	8261	291	0.01	3566	436	0.01	1152	489	986 hPa	26.80 °C	1920.0	st0.33	corr
N	24/02/2010	19:40	0	601	175	0.05	12484	292	0.01	4550	437	0.01	1290	490	987 hPa	26.98 °C	1920.0	st0.33	corr
N	24/02/2010	19:55	0	918	175	0.05	12841	292	0.01	5422	437	0	1047	491	987 hPa	26.95 °C	1920.0	st0.33	corr
N	24/02/2010	20:10	0	1217	175	0.05	12052	291	0.01	5080	437	0	944	491	986 hPa	26.97 °C	1920.0	st0.33	corr
N	24/02/2010	20:25	0	592	175	0.04	10298	291	0.01	4118	436	0	891	491	987 hPa	26.95 °C	1920.0	st0.33	corr
N	24/02/2010	20:40	0	652	175	0.03	8854	291	0.01	3256	436	0	742	490	987 hPa	26.94 °C	1920.0	st0.33	corr
N	24/02/2010	20:55	0	640	175	0.03	7178	291	0.01	2899	436	0	596	489	987 hPa	26.92 °C	1920.0	st0.33	corr
N	24/02/2010	21:10	0	587	175	0.02	6458	292	0.01	3035	436	0	469	490	987 hPa	26.92 °C	1920.0	st0.33	corr
N	24/02/2010	21:25	0	604	175	0.03	6655	292	0.01	2851	436	0	720	490	987 hPa	26.95 °C	1920.0	st0.33	corr
N	24/02/2010	21:40	0	647	175	0.03	7233	292	0	2220	437	0	523	491	987 hPa	26.92 °C	1920.0	st0.33	corr
N	24/02/2010	21:55	0	553	175	0.03	7699	291	0.01	2454	436	0	459	491	987 hPa	26.93 °C	1920.0	st0.33	corr
N	24/02/2010	22:10	0	449	175	0.03	6852	291	0.01	2515	436	0	443	490	987 hPa	26.96 °C	1920.0	st0.33	corr
N	24/02/2010	22:25	0	324	175	0.02	5952	291	0	2294	436	0	301	490	987 hPa	26.96 °C	1920.0	st0.33	corr
N	24/02/2010	22:40	0	502	175	0.02	4930	291	0	2109	435	0	500	489	987 hPa	26.92 °C	1920.0	st0.33	corr
N	24/02/2010	22:55	0	379	176	0.02	4312	291	0.01	2453	437	0	227	490	987 hPa	26.81 °C	1920.0	st0.33	corr
N	24/02/2010	23:10	0	42	171	0.01	3283	292	0	1571	438	0	357	492	987 hPa	26.60 °C	1920.0	st0.33	corr
N	24/02/2010	23:25	0	206	176	0.01	2742	293	0	1793	439	0	13	503	988 hPa	26.30 °C	1920.0	st0.33	corr
N	24/02/2010	23:40	0	199	177	0.01	276	293	0	371	436	0	564	490	988 hPa	25.98 °C	1920.0	st0.33	corr
N	24/02/2010	23:55	0	176	177	0.01	2976	293	0	1464	440	0	153	495	986 hPa	25.62 °C	1930.0	st0.33	corr
N	25/02/2010	00:10	0	105	176	0.01	2346	293	0	1803	440	0	83	500	985 hPa	25.20 °C	1935.0	st0.32	corr
N	25/02/2010	00:25	0	188	176	0.01	2784	293	0	1362	439	0	23	504	985 hPa	24.77 °C	1940.0	st0.32	corr
N	25/02/2010	00:40	0	232	177	0.01	2940	293	0	1699	439	0	127	495	985 hPa	24.45 °C	1940.0	st0.32	corr
N	25/02/2010	00:55	0	311	177	0.02	3980	293	0	1613	439	0	446	494	987 hPa	24.25 °C	1930.0	st0.32	corr
N	25/02/2010	01:10	0	241	178	0.02	5310	293	0.01	2739	439	0	518	494	989 hPa	24.15 °C	1920.0	st0.32	corr
N	25/02/2010	01:25	0	209	178	0.02	5229	294	0.01	3071	439	0	625	493	985 hPa	24.14 °C	1940.0	st0.32	corr
N	25/02/2010	01:40	0	221	177	0.02	4215	294	0.01	2638	440	0	382	494	987 hPa	24.20 °C	1925.0	st0.32	corr
N	25/02/2010	01:55	0	118	178	0.01	2941	293	0.01	2327	440	0	576	494	987 hPa	24.27 °C	1925.0	st0.32	corr
N	25/02/2010	02:10	0	17	181	0.01	2075	293	0	1447	440	0	280	494	988 hPa	24.32 °C	1920.0	st0.33	corr
N	25/02/2010	02:25	0	329	177	0.02	3962	293	0.01	2380	439	0	416	493	988 hPa	24.34 °C	1920.0	st0.33	corr
N	25/02/2010	02:40	0	319	176	0.01	3489	293	0	2230	439	0	628	493	986 hPa	24.36 °C	1930.0	st0.32	corr
N	25/02/2010	02:55	0	16	171	0.01	2650	292	0	1911	439	0	117	502	984 hPa	24.34 °C	1940.0	st0.32	corr
N	25/02/2010	03:10	0	183	177	0.01	2797	293	0	1865	439	0	414	492	984 hPa	24.34 °C	1940.0	st0.32	corr
N	25/02/2010	03:25	0	108	177	0.01	3470	293	0	1794	438	0	317	492	986 hPa	24.43 °C	1925.0	st0.33	corr
N	25/02/2010	03:40	0	199	177	0.01	2659	293	0.01	1520	439	0	817	494	987 hPa	24.45 °C	1920.0	st0.33	corr
N	25/02/2010	03:55	0	235	177	0.01	2371	293	0	1429	440	0	375	494	986 hPa	24.54 °C	1920.0	st0.33	corr
N	25/02/2010	04:10	0	270	178	0.01	2220	293	0	870	439	0	149	495	986 hPa	24.60 °C	1920.0	st0.33	corr
N	25/02/2010	04:25	0	318	176	0.01	2172	293	0	1500	439	0	310	494	986 hPa	24.69 °C	1920.0	st0.33	corr
N	25/02/2010	04:40	0	184	176	0.01	2632	292	0	1279	438	0	440	492	986 hPa	24.76 °C	1920.0	st0.33	corr
N	25/02/2010	04:55	0	177	176	0.01	2720	292	0	1249	438	0	36	508	986 hPa	24.79 °C	1920.0	st0.33	corr
N	25/02/2010	05:10	0	191	177	0.01	3335	292	0	2060	438	0	290	492	986 hPa	24.73 °C	1920.0	st0.33	corr
N	25/02/2010	05:25	0	241	177	0.02	5265	293	0.01	2440	438	0	230	492	986 hPa	24.65 °C	1920.0	st0.33	corr
N	25/02/2010	05:40	0	190	177	0.02	4483	293	0.01	2895	439	0	308	493	985 hPa	24.58 °C	1920.0	st0.33	corr
N	25/02/2010	05:55	0	797	178	0.02	4206	294	0.01	2531	440	0	388	495	986 hPa	24.49 °C	1920.0	st0.33	corr
N	25/02/2010	06:10	0	835	177	0.02	5621	293	0.01	2443	440	0	491	494	986 hPa	24.37 °C	1920.0	st0.33	corr
N	25/02/2010	06:25	0	359	177	0.03	6752	293	0.01	3201	440	0	418	494	986 hPa	24.41 °C	1920.0	st0.33	corr
N	25/02/2010	06:40	0	252	176	0.02	5494	292	0.01	3195	439	0	480	493	986 hPa	24.56 °C	1920.0	st0.33	corr
N	25/02/2010	06:55	0	446	176	0.03	8365	292	0.01	4369	439	0	886	492	985 hPa	24.68 °C	1920.0	st0.33	corr
N	25/02/2010	07:10	0	312	176	0.02	4679	292	0.01	3170	438	0	471	491	985 hPa	24.68 °C	1920.0	st0.33	corr
N	25/02/2010	07:25	0	327	177	0.02	4357	293	0.01	2587	438	0	502	492	985 hPa	24.59 °C	1920.0	st0.33	corr
N	25/02/2010	07:40	0	231	177	0.02	5572	293	0.01	2941	438	0	444	492	985 hPa	24.49 °C	1920.0	st0.33	corr
N	25/02/2010	07:55	0	664	177	0.02	4802	293	0.01	2556	439	0	360	493	985 hPa	24.44 °C	1920.0	st0.33	corr
N	25/02/2010	08:10	0	650	177	0.02	6324	293	0.01	3056	439	0	625	493	985 hPa	24.53 °C	1920.0	st0.33	corr
N	25/02/2010	08:25	0	634	176	0.02	6003	293	0.01	2952	439	0	922	492	985 hPa	24.70 °C	1920.0	st0.33	corr
N	25/02/2010	08:40	0	871	176	0.03	6948	291	0.01	3503	438	0	570	491	985 hPa	25.00 °C	1920.0	st0.33	corr
N	25/02/2010	08:55	0	1357	175	0.04	10249	292	0.01	3676	437	0	896	491	985 hPa	25.35 °C	1920.0	st0.33	corr
N	25/02/2010	09:10	0	1151	175	0.04	11221	291	0.01	3349	436	0	988	490	985 hPa	25.54 °C	1920.0	st0.33	corr
N	25/02/2010	09:25	0	760	175	0.03	6790	291	0.01	3822	436	0	692	488	985 hPa	25.77 °C	1920.0	st0.33	corr
N	25/02/2010	09:40	0	1038	175	0.03	7743	291	0.01	3134	435	0	605	489	984 hPa	26.17 °C	1920.0	st0.33	corr
N	25/02/2010	09:55	0	486	174	0.02	6420	291	0.01	3528	437	0	698	492	984 hPa	26.63 °C	1920.0	st0.33	corr
N	25/02/2010	10:10	0	419	175	0.02	4148	291	0.01	2390	436	0	503	490	984 hPa	26.81 °C	1920.0	st0.33	corr
N	25/02/2010	10:25	0	605	175	0.01	3833	291	0.01	2448	436	0	387	490	984 hPa	26.36 °C	1920.0	st0.33	corr
N	25/02/2010	10:40	0	319	175	0.01	3786	291	0.01	2347	436	0	517	490	984 hPa	26.29 °C	1920.0	st0.33	corr
N	25/02/2010	10:55	0	361	174	0.01	3636	290	0	2036	435	0	252	488	984 hPa	26.23 °C			

N	26/02/2010	00:40	0	437	176	0.01	3152	292	0	1562	438	0	54	494	984 hPa	24.95 °C	1920.00 st0.33 corr
N	26/02/2010	00:55	0	253	176	0.01	2905	292	0	1417	437	0	58	482	983 hPa	24.89 °C	1925.00 st0.33 corr
N	26/02/2010	01:10	0	208	176	0.01	2856	292	0	1612	437	0	420	491	984 hPa	24.89 °C	1920.00 st0.33 corr
N	26/02/2010	01:25	0	231	177	0.01	2209	293	0	1100	438	0	353	493	984 hPa	24.89 °C	1920.00 st0.33 corr
N	26/02/2010	01:40	0	142	177	0.01	1719	293	0	1292	439	0	132	496	984 hPa	24.83 °C	1920.00 st0.33 corr
N	26/02/2010	01:55	0	63	177	0.01	1707	293	0	1428	440	0	121	494	984 hPa	24.65 °C	1920.00 st0.33 corr
N	26/02/2010	02:10	0	11	166	0.01	1433	294	0	1385	441	0	36	492	984 hPa	24.36 °C	1920.00 st0.33 corr
N	26/02/2010	02:25	0	210	177	0.01	1372	293	0	845	440	0	493	493	984 hPa	24.17 °C	1920.00 st0.33 corr
N	26/02/2010	02:40	0	144	176	0	1207	293	0	1396	440	0	296	496	984 hPa	24.02 °C	1920.00 st0.33 corr
N	26/02/2010	02:55	0	91	177	0	933	293	0	1093	439	0	38	498	985 hPa	23.81 °C	1920.00 st0.33 corr
N	26/02/2010	03:10	0	234	176	0	1193	293	0	650	439	0	113	494	985 hPa	23.60 °C	1920.00 st0.33 corr
N	26/02/2010	03:25	0	127	177	0	1300	293	0	763	439	0	181	494	985 hPa	23.43 °C	1920.00 st0.33 corr
N	26/02/2010	03:40	0	101	177	0	1083	294	0	718	440	0	73	492	985 hPa	23.31 °C	1920.00 st0.33 corr
N	26/02/2010	03:55	0	275	178	0	1031	294	0	931	440	0	92	496	985 hPa	23.26 °C	1920.00 st0.32 corr
N	26/02/2010	04:10	0	23	167	0	955	295	0	773	441	0	40	485	985 hPa	23.26 °C	1920.00 st0.32 corr
N	26/02/2010	04:25	0	78	177	0	1132	294	0	769	442	0	140	498	984 hPa	23.23 °C	1920.00 st0.32 corr
N	26/02/2010	04:40	0	106	178	0	921	294	0	904	441	0	8	508	983 hPa	23.25 °C	1930.00 st0.32 corr
N	26/02/2010	04:55	0	178	177	0	741	293	0	758	441	0	4	483	984 hPa	23.36 °C	1925.00 st0.32 corr
N	26/02/2010	05:10	0	19	166	0	619	293	0	660	440	0	29	500	985 hPa	23.55 °C	1920.00 st0.33 corr
N	26/02/2010	05:25	0	17	168	0	764	293	0	535	439	0	40	491	986 hPa	23.63 °C	1920.00 st0.33 corr
N	26/02/2010	05:40	0	60	177	0	756	293	0	651	439	0	19	476	986 hPa	23.63 °C	1920.00 st0.33 corr
N	26/02/2010	05:55	0	30	172	0	752	293	0	420	440	0	46	482	985 hPa	23.60 °C	1920.00 st0.33 corr
N	26/02/2010	06:10	0	69	174	0	806	294	0	600	440	0	50	494	986 hPa	23.48 °C	1920.00 st0.32 corr
N	26/02/2010	06:25	0	19	169	0	1020	294	0	520	441	0	137	492	983 hPa	23.37 °C	1920.00 st0.32 corr
N	26/02/2010	06:40	0	141	178	0	926	294	0	766	441	0	44	480	985 hPa	23.32 °C	1925.00 st0.32 corr
N	26/02/2010	06:55	0	138	178	0	968	294	0	426	441	0	6	476	986 hPa	23.33 °C	1920.00 st0.32 corr
N	26/02/2010	07:10	0	207	178	0	928	294	0	698	441	0	94	496	987 hPa	23.52 °C	1920.00 st0.32 corr
N	26/02/2010	07:25	0	99	178	0	1286	294	0	1120	441	0	23	479	987 hPa	23.71 °C	1920.00 st0.32 corr
N	26/02/2010	07:40	0	312	177	0	1262	293	0	839	440	0	30	495	986 hPa	23.85 °C	1925.00 st0.32 corr
N	26/02/2010	07:55	0	154	176	0.01	1551	293	0	1027	439	0	72	483	984 hPa	24.04 °C	1935.00 st0.32 corr
N	26/02/2010	08:10	0	352	176	0.01	1522	293	0	1283	439	0	61	494	984 hPa	24.16 °C	1940.00 st0.32 corr
N	26/02/2010	08:25	0	590	177	0.01	2466	293	0	1213	439	0	261	493	985 hPa	24.25 °C	1935.00 st0.32 corr
N	26/02/2010	08:40	0	422	177	0.01	1931	293	0	1482	440	0	104	495	988 hPa	24.33 °C	1920.00 st0.33 corr
N	26/02/2010	08:55	0	358	177	0.01	2353	294	0	1004	440	0	214	493	988 hPa	24.32 °C	1920.00 st0.33 corr
N	26/02/2010	09:10	0	212	177	0.01	1826	294	0	1605	440	0	138	495	988 hPa	24.33 °C	1920.00 st0.33 corr
N	26/02/2010	09:25	0	296	176	0.01	1514	293	0	1335	441	0	17	475	987 hPa	24.42 °C	1925.00 st0.32 corr
N	26/02/2010	09:40	0.01	2257	176	0	1280	292	0	1191	439	0	374	493	988 hPa	24.68 °C	1920.00 st0.33 corr
N	26/02/2010	09:55	0	404	175	0.01	1983	292	0	1385	437	0	320	492	988 hPa	25.21 °C	1920.00 st0.33 corr
N	26/02/2010	10:10	0	366	175	0.01	2669	291	0	1657	436	0	193	491	988 hPa	25.88 °C	1920.00 st0.33 corr
N	26/02/2010	10:25	0	750	175	0.01	2566	293	0	1851	441	0	2	497	987 hPa	25.56 °C	1920.00 st0.33 corr
N	26/02/2010	10:40	0	519	175	0.01	2136	291	0	780	439	0	636	493	988 hPa	26.40 °C	1920.00 st0.33 corr
N	26/02/2010	10:55	0	465	175	0.01	2095	291	0	1268	436	0	312	489	988 hPa	26.11 °C	1920.00 st0.33 corr
N	26/02/2010	11:10	0	539	176	0.01	1626	292	0	1434	437	0	104	489	988 hPa	26.29 °C	1920.00 st0.33 corr
N	26/02/2010	11:25	0	16	172	0.01	1719	292	0	1395	437	0	296	491	987 hPa	26.78 °C	1920.00 st0.33 corr
N	26/02/2010	11:40	0	340	175	0.01	2541	292	0	2057	439	0	367	493	987 hPa	27.09 °C	1920.00 st0.33 corr
N	26/02/2010	11:55	0	490	175	0.01	1873	291	0	1248	437	0	235	490	988 hPa	27.15 °C	1920.00 st0.33 corr
N	26/02/2010	12:10	0	274	178	0.01	1893	294	0	1924	440	0	155	494	988 hPa	27.15 °C	1920.00 st0.33 corr
N	26/02/2010	12:25	0	351	176	0.01	1854	291	0	1555	437	0	181	491	988 hPa	26.28 °C	1920.00 st0.33 corr
N	26/02/2010	12:40	0	453	175	0.01	1996	292	0	2013	437	0	137	492	988 hPa	25.97 °C	1920.00 st0.33 corr
N	26/02/2010	12:55	0	218	175	0.01	1832	291	0	2208	436	0	184	491	988 hPa	25.96 °C	1920.00 st0.33 corr
N	26/02/2010	13:10	0	482	176	0.01	2433	291	0.01	2418	438	0	31	478	988 hPa	26.29 °C	1920.00 st0.33 corr
N	26/02/2010	13:25	0	708	176	0.01	2690	293	0	1939	438	0	17	484	988 hPa	26.44 °C	1920.00 st0.33 corr
N	26/02/2010	13:40	0	443	176	0.01	2082	293	0	1897	439	0	273	493	988 hPa	25.89 °C	1920.00 st0.33 corr
N	26/02/2010	13:55	0	372	176	0.01	2468	291	0	1895	437	0	347	490	988 hPa	25.95 °C	1920.00 st0.33 corr
N	26/02/2010	14:10	0.01	3585	175	0.01	2753	291	0	2025	436	0.01	1521	491	988 hPa	26.38 °C	1920.00 st0.33 corr
N	26/02/2010	14:25	0	1097	178	0.01	3650	294	0	1778	439	0	227	492	987 hPa	26.52 °C	1920.00 st0.33 corr
N	26/02/2010	14:40	0	1331	175	0.02	4441	291	0	1590	439	0	435	489	988 hPa	26.19 °C	1920.00 st0.33 corr
N	26/02/2010	14:55	0	600	175	0.01	3266	293	0	1918	440	0	113	493	988 hPa	26.58 °C	1920.00 st0.33 corr
N	26/02/2010	15:10	0	576	175	0.01	2742	291	0	1555	436	0	148	490	988 hPa	26.39 °C	1920.00 st0.33 corr
N	26/02/2010	15:25	0	793	176	0.02	4166	292	0	1843	437	0	219	490	987 hPa	26.43 °C	1920.00 st0.33 corr
N	26/02/2010	15:40	0	630	175	0.02	4420	291	0	2076	438	0	542	494	987 hPa	26.26 °C	1920.00 st0.33 corr
N	26/02/2010	15:55	0	702	175	0.02	4220	291	0	2064	437	0	372	491	988 hPa	26.54 °C	1925.00 st0.33 corr
N	26/02/2010	16:10	0	576	178	0.01	3200	294	0	1891	441	0	634	494	988 hPa	26.45 °C	1920.00 st0.33 corr
N	26/02/2010	16:25	0	549	175	0.01	3844	292	0	1630	438	0	494	491	989 hPa	26.06 °C	1920.00 st0.33 corr
N	26/02/2010	16:40	0	794	178	0.02	4693	294	0	2045	440	0	203	494	988 hPa	26.28 °C	1920.00 st0.33 corr
N	26/02/2010	16:55	0	464	175	0.02	4361	291	0	1320	437	0	194	491	986 hPa	25.91 °C	1935.00 st0.32 corr
N	26/02/2010	17:10	0	441	175	0.01	3663	291	0	1792	437	0	290	490	989 hPa	25.95 °C	1920.00 st0.33 corr
N	26/02/2010	17:25	0	714	176	0.02	4774	292	0	2080	437	0	403	491	988 hPa	26.34 °C	1920.00 st0.33 corr
N	26/02/2010	17:40	0	717	176	0.02	5765	292	0.01	2342	437	0	544	491	988 hPa	26.54 °C	1920.00 st0.33 corr
N	26/02/2010	17:55	0	896	176	0.02	5560	292	0.01	2542	438	0	354	492	989 hPa	26.54 °C	1920.00 st0.33 corr
N	26/02/2010	18:10	0	902	176	0.02	4801	292	0	2119	439	0	251	492	988 hPa	26.52 °C	1920.00 st0.33 corr
N	26/02/2010	18:25	0	756	175	0.02	4820	292	0	1788	438	0	310	492	989 hPa	26.51 °C	1920.00 st0.33 corr
N	26/02/2010	18:40	0	790	176	0.02	5055	292	0	1789	437	0	1001	491	989 hPa	26.51 °C	1920.00 st0.33 corr
N	26/02/2010	18:55	0	434	175	0.01	3543	291	0	1476	437	0	11	491	989 hPa	26.49 °C	1920.00 st0.33 corr
N	26/02/2010	19:10															

N	27/02/2010	07:25	0	567	177	0.02	4385	293	0	1098	439	0	323	494	986 hPa	24.00 °C	1935.00 st0.32 corr
N	27/02/2010	07:40	0	386	177	0.02	4076	293	0	2017	439	0	366	494	987 hPa	24.09 °C	1925.00 st0.32 corr
N	27/02/2010	07:55	0	624	178	0.02	4363	294	0	1433	440	0	199	494	985 hPa	24.16 °C	1940.00 st0.32 corr
N	27/02/2010	08:10	0	623	178	0.02	5043	294	0	1635	441	0	203	496	987 hPa	24.14 °C	1930.00 st0.32 corr
N	27/02/2010	08:25	0	623	177	0.02	4866	294	0	1449	440	0	297	494	985 hPa	24.15 °C	1935.00 st0.32 corr
N	27/02/2010	08:40	0	320	177	0.02	4965	293	0	1825	440	0	790	494	986 hPa	24.25 °C	1930.00 st0.32 corr
N	27/02/2010	08:55	0	728	176	0.02	4882	293	0	1245	439	0	438	492	985 hPa	24.40 °C	1935.00 st0.32 corr
N	27/02/2010	09:10	0	502	176	0.02	4645	292	0	1575	437	0	344	493	987 hPa	24.50 °C	1925.00 st0.32 corr
N	27/02/2010	09:25	0	605	175	0.02	4187	292	0	1963	437	0	266	491	986 hPa	24.85 °C	1920.00 st0.33 corr
N	27/02/2010	09:40	0	614	175	0.02	4700	291	0	2138	437	0	380	492	988 hPa	25.48 °C	1920.00 st0.33 corr
N	27/02/2010	09:55	0	623	175	0.02	5493	291	0	1949	435	0	438	490	988 hPa	25.99 °C	1920.00 st0.33 corr
N	27/02/2010	10:10	0	613	176	0.02	4316	291	0	1877	437	0	318	491	988 hPa	25.99 °C	1920.00 st0.33 corr
N	27/02/2010	10:25	0	398	175	0.02	4007	291	0	1721	438	0	253	492	988 hPa	26.01 °C	1920.00 st0.33 corr
N	27/02/2010	10:40	0	333	174	0.01	3093	292	0	1841	439	0	420	493	988 hPa	26.29 °C	1920.00 st0.33 corr
N	27/02/2010	10:55	0	317	176	0.01	2558	291	0	1086	436	0	131	490	987 hPa	26.61 °C	1920.00 st0.33 corr
N	27/02/2010	11:10	0	269	174	0.01	1874	291	0	1542	439	0	166	492	986 hPa	26.59 °C	1925.00 st0.33 corr
N	27/02/2010	11:25	0	166	176	0.01	1886	291	0	1172	436	0	129	489	987 hPa	26.69 °C	1920.00 st0.33 corr
N	27/02/2010	11:40	0	130	177	0.01	1671	293	0	1621	437	0	92	490	986 hPa	26.66 °C	1925.00 st0.33 corr
N	27/02/2010	11:55	0	186	175	0.01	1710	291	0	1134	439	0	13	493	987 hPa	26.49 °C	1920.00 st0.33 corr
N	27/02/2010	12:10	0	288	177	0.01	1719	293	0	1265	437	0	48	499	987 hPa	26.47 °C	1920.00 st0.33 corr
N	27/02/2010	12:25	0	320	177	0.01	1843	293	0	1438	437	0	336	491	987 hPa	26.43 °C	1920.00 st0.33 corr
N	27/02/2010	12:40	0	405	176	0.01	2563	293	0	1251	437	0	28	475	986 hPa	26.34 °C	1920.00 st0.33 corr
N	27/02/2010	12:55	0	607	177	0.01	3085	293	0	1442	437	0	79	491	986 hPa	26.34 °C	1920.00 st0.33 corr
N	27/02/2010	13:10	0	500	177	0.01	2339	292	0	2433	438	0	168	494	986 hPa	26.34 °C	1920.00 st0.33 corr
N	27/02/2010	13:25	0	2	171	0.01	1600	291	0	1175	438	0	263	493	986 hPa	26.35 °C	1920.00 st0.33 corr
N	27/02/2010	13:40	0	425	175	0.01	1971	292	0	1047	438	0	377	492	986 hPa	26.39 °C	1920.00 st0.33 corr
N	27/02/2010	13:55	0	341	176	0.01	2024	292	0	1247	437	0	66	491	986 hPa	26.38 °C	1920.00 st0.33 corr
N	27/02/2010	14:10	0	331	177	0.01	1802	292	0	1214	436	0	114	490	986 hPa	26.35 °C	1920.00 st0.33 corr
N	27/02/2010	14:25	0	373	175	0.01	1728	292	0	1049	437	0	367	490	985 hPa	26.47 °C	1920.00 st0.33 corr
N	27/02/2010	14:40	0	189	177	0.01	2120	293	0	995	437	0	202	492	985 hPa	26.43 °C	1920.00 st0.33 corr
N	27/02/2010	14:55	0	654	177	0.01	2108	292	0	1250	436	0	57	490	986 hPa	26.41 °C	1920.00 st0.33 corr
N	27/02/2010	15:10	0	247	176	0.01	1729	292	0	1429	437	0	74	497	985 hPa	26.36 °C	1920.00 st0.33 corr
N	27/02/2010	15:25	0	153	177	0.01	1632	292	0	1033	437	0	96	482	985 hPa	26.20 °C	1920.00 st0.33 corr
N	27/02/2010	15:40	0	389	177	0.01	2309	293	0	1396	438	0	149	492	985 hPa	26.17 °C	1920.00 st0.33 corr
N	27/02/2010	15:55	0	388	177	0.01	2634	292	0	1389	437	0	215	491	984 hPa	26.16 °C	1920.00 st0.33 corr
N	27/02/2010	16:10	0	13	172	0.01	1964	292	0	1442	437	0	245	490	984 hPa	26.20 °C	1920.00 st0.33 corr
N	27/02/2010	16:25	0	326	175	0.01	1697	291	0	1006	436	0	90	489	985 hPa	26.26 °C	1920.00 st0.33 corr
N	27/02/2010	16:40	0	140	176	0.01	1601	291	0	1235	435	0	11	507	984 hPa	26.42 °C	1920.00 st0.33 corr
N	27/02/2010	16:55	0	11	172	0.01	1970	291	0	957	436	0	81	490	985 hPa	26.46 °C	1920.00 st0.33 corr
N	27/02/2010	17:10	0	312	177	0.01	2169	292	0	1016	437	0	218	491	985 hPa	26.43 °C	1920.00 st0.33 corr
N	27/02/2010	17:25	0	315	174	0.01	2370	291	0	1104	436	0	652	490	985 hPa	26.20 °C	1920.00 st0.33 corr
N	27/02/2010	17:40	0.01	2664	192	0.01	2045	294	0	1149	439	0	56	493	985 hPa	26.55 °C	1920.00 st0.33 corr
N	27/02/2010	17:55	0	208	175	0.01	1864	291	0	1226	435	0	39	504	985 hPa	26.08 °C	1920.00 st0.33 corr
N	27/02/2010	18:10	0	207	175	0.01	2897	291	0	732	435	0	51	504	985 hPa	26.13 °C	1920.00 st0.33 corr
N	27/02/2010	18:25	0	574	175	0.02	5401	291	0	1280	436	0	190	489	985 hPa	26.47 °C	1920.00 st0.33 corr
N	27/02/2010	18:40	0	261	176	0.02	5909	292	0	2227	437	0	708	489	985 hPa	26.66 °C	1920.00 st0.33 corr
N	27/02/2010	18:55	0	227	175	0.01	3451	292	0.01	2351	438	0	416	492	985 hPa	26.61 °C	1920.00 st0.33 corr
N	27/02/2010	19:10	0	607	175	0.02	4759	291	0.01	2430	437	0	660	491	985 hPa	26.54 °C	1920.00 st0.33 corr
N	27/02/2010	19:25	0	333	175	0.02	4109	291	0	2275	436	0	518	490	985 hPa	26.47 °C	1920.00 st0.33 corr
N	27/02/2010	19:40	0	353	175	0.02	4749	291	0	2089	436	0	404	490	986 hPa	26.40 °C	1920.00 st0.33 corr
N	27/02/2010	19:55	0	715	175	0.03	8925	291	0	1814	436	0	250	491	985 hPa	26.40 °C	1920.00 st0.33 corr
N	27/02/2010	20:10	0	987	176	0.05	11865	291	0.01	3337	436	0	745	489	986 hPa	26.39 °C	1920.00 st0.33 corr
N	27/02/2010	20:25	0.01	1650	176	0.05	14169	292	0.01	3783	436	0	437	490	986 hPa	26.34 °C	1920.00 st0.33 corr
N	27/02/2010	20:40	0.01	2573	176	0.07	17812	292	0.01	4079	438	0	679	491	985 hPa	26.29 °C	1920.00 st0.33 corr
N	27/02/2010	20:55	0.01	3038	176	0.08	20704	292	0.01	4764	438	0	1013	491	985 hPa	26.22 °C	1920.00 st0.33 corr
N	27/02/2010	21:10	0.01	3142	176	0.1	25660	292	0.01	6147	438	0.01	1158	491	986 hPa	26.15 °C	1920.00 st0.33 corr
N	27/02/2010	21:25	0	1135	175	0.07	18900	291	0.01	5682	436	0.01	1281	491	986 hPa	26.17 °C	1920.00 st0.33 corr
N	27/02/2010	21:40	0.01	1695	175	0.07	18176	291	0.01	5565	437	0	899	491	986 hPa	26.05 °C	1920.00 st0.33 corr
N	27/02/2010	21:55	0.01	2157	176	0.1	24877	292	0.02	7084	436	0.01	1660	490	986 hPa	25.98 °C	1920.00 st0.33 corr
N	27/02/2010	22:10	0.01	1779	176	0.11	29060	292	0.02	8664	437	0.01	1697	490	986 hPa	25.90 °C	1920.00 st0.33 corr
N	27/02/2010	22:25	0.01	2989	176	0.13	35047	292	0.02	9114	438	0.01	2002	491	986 hPa	25.81 °C	1920.00 st0.33 corr
N	27/02/2010	22:40	0.01	3329	177	0.16	41308	293	0.02	9719	439	0.01	1888	492	986 hPa	25.69 °C	1920.00 st0.33 corr
N	27/02/2010	22:55	0.01	3518	176	0.15	38516	293	0.02	10038	439	0.01	2483	493	986 hPa	25.52 °C	1920.00 st0.33 corr
N	27/02/2010	23:10	0	1517	176	0.11	29670	293	0.02	9390	440	0.01	1658	493	986 hPa	25.37 °C	1925.00 st0.33 corr
N	27/02/2010	23:25	0.01	2235	176	0.09	23053	292	0.02	8358	438	0.01	1499	493	987 hPa	25.26 °C	1920.00 st0.33 corr
N	27/02/2010	23:40	0.01	1546	176	0.07	19459	292	0.02	7908	438	0.01	1583	492	987 hPa	25.15 °C	1930.00 st0.33 corr
N	27/02/2010	23:55	0.01	1607	176	0.06	16449	292	0.01	6504	438	0.01	1465	492	985 hPa	25.03 °C	1930.00 st0.33 corr
N	28/02/2010	00:10	0	1360	177	0.06	15538	293	0.01	5936	439	0.01	1475	492	986 hPa	24.94 °C	1925.00 st0.33 corr
N	28/02/2010	00:25	0	1179	177	0.06	14550	294	0.01	5565	439	0.01	1149	493	986 hPa	24.86 °C	1925.00 st0.33 corr
N	28/02/2010	00:40	0	965	177	0.05	13333	293	0.01	4715	440	0	1046	494	984 hPa	24.75 °C	1940.00 st0.32 corr
N	28/02/2010	00:55	0	755	177	0.04	10910	294	0.01	4261	441	0	902	496	984 hPa	24.64 °C	1940.00 st0.32 corr
N	28/02/2010	01:10	0	938	177	0.03	8984	293	0.01	3336	441	0	484	495	984 hPa	24.52 °C	1935.00 st0.32 corr
N	28/02/2010	01:25	0	1035	177	0.04	1010										

N	28/02/2010	14:09	0	25	173	0.01	1801	293	0	995	439	0	292	492	993 hPa	26.26 °C	1935.00	st0.32	corr
N	28/02/2010	14:24	0	179	176	0.01	1732	292	0	1315	440	0	57	496	995 hPa	26.07 °C	1925.00	st0.32	corr
N	28/02/2010	14:39	0	133	177	0.01	1557	293	0	1080	438	0	70	492	995 hPa	26.19 °C	1920.00	st0.32	corr
N	28/02/2010	14:54	0	123	175	0.01	1534	292	0	1376	440	0	42	476	994 hPa	26.15 °C	1930.00	st0.32	corr
N	28/02/2010	15:09	0	78	178	0.01	1963	295	0	1659	440	0	205	478	994 hPa	26.23 °C	1930.00	st0.32	corr
N	28/02/2010	15:24	0	131	176	0.01	1631	294	0	1246	440	0	13	476	994 hPa	26.11 °C	1930.00	st0.32	corr
N	28/02/2010	15:39	0	317	177	0.01	1694	293	0	1329	440	0	363	495	995 hPa	26.20 °C	1930.00	st0.32	corr
N	28/02/2010	15:54	0	242	179	0.01	1886	293	0	1544	440	0	194	494	994 hPa	26.17 °C	1925.00	st0.32	corr
N	28/02/2010	16:09	0	97	178	0.01	1843	292	0	1560	439	0	179	494	994 hPa	26.08 °C	1935.00	st0.32	corr
N	28/02/2010	16:24	0	209	176	0.01	2181	293	0	1051	439	0	289	494	994 hPa	26.16 °C	1935.00	st0.32	corr
N	28/02/2010	16:39	0	115	175	0.01	2014	292	0	721	439	0	112	493	994 hPa	26.19 °C	1935.00	st0.32	corr
N	28/02/2010	16:54	0	32	179	0.01	1506	295	0	1513	441	0	317	495	997 hPa	26.37 °C	1920.00	st0.32	corr
N	28/02/2010	17:09	0	96	177	0.01	1814	293	0	1059	439	0	408	492	996 hPa	26.08 °C	1930.00	st0.32	corr
N	28/02/2010	17:24	0	116	180	0.01	1626	295	0	1763	441	0	158	495	998 hPa	26.16 °C	1920.00	st0.32	corr
N	28/02/2010	17:39	0	206	176	0.01	1529	292	0	1682	438	0	465	493	995 hPa	25.99 °C	1940.00	st0.32	corr
N	28/02/2010	17:54	0	157	176	0.01	1732	292	0	1498	438	0	174	493	996 hPa	26.19 °C	1935.00	st0.32	corr
N	28/02/2010	18:09	0	484	177	0.01	2210	293	0	1410	439	0	110	477	996 hPa	26.53 °C	1935.00	st0.32	corr
N	28/02/2010	18:24	0	359	177	0.01	2570	293	0	2002	438	0	161	491	996 hPa	26.71 °C	1940.00	st0.32	corr
N	28/02/2010	18:39	0	522	177	0.01	3069	293	0	1060	439	0	143	493	996 hPa	26.76 °C	1940.00	st0.32	corr
N	28/02/2010	18:54	0	604	177	0.01	2565	293	0	1862	440	0	150	494	997 hPa	26.73 °C	1940.00	st0.32	corr
N	28/02/2010	19:09	0	486	176	0.01	2784	293	0	1967	439	0	369	493	997 hPa	26.73 °C	1940.00	st0.32	corr
N	28/02/2010	19:24	0	488	176	0.01	3038	293	0	1553	439	0	378	495	997 hPa	26.79 °C	1940.00	st0.32	corr
N	28/02/2010	19:39	0	468	176	0.01	3652	293	0	1625	439	0	540	492	997 hPa	26.82 °C	1940.00	st0.32	corr
N	28/02/2010	19:54	0	650	176	0.02	5476	293	0.01	3227	439	0	530	493	997 hPa	26.84 °C	1940.00	st0.32	corr
N	28/02/2010	20:09	0	415	177	0.02	5137	293	0.01	3771	439	0	552	492	997 hPa	26.91 °C	1940.00	st0.32	corr
N	28/02/2010	20:24	0	370	177	0.02	5916	294	0.01	3720	440	0	377	494	998 hPa	26.95 °C	1935.00	st0.32	corr
N	28/02/2010	20:39	0	397	177	0.02	6033	294	0.01	3391	440	0	616	494	998 hPa	26.98 °C	1940.00	st0.32	corr
N	28/02/2010	20:54	0	1177	177	0.03	7601	293	0.01	3173	440	0	550	495	998 hPa	26.97 °C	1940.00	st0.32	corr
N	28/02/2010	21:09	0.01	1562	177	0.05	13505	294	0.01	4160	440	0	982	495	998 hPa	26.94 °C	1940.00	st0.32	corr
N	28/02/2010	21:24	0	719	177	0.04	10604	293	0.01	4119	439	0	787	494	998 hPa	26.84 °C	1940.00	st0.32	corr
N	28/02/2010	21:39	0	1404	177	0.05	12610	293	0.01	3893	439	0	594	493	998 hPa	26.68 °C	1940.00	st0.32	corr
N	28/02/2010	21:54	0	1194	177	0.04	10273	294	0.01	3636	440	0	680	494	999 hPa	26.51 °C	1940.00	st0.32	corr
N	28/02/2010	22:09	0	790	178	0.03	7253	294	0.01	2433	440	0	728	494	999 hPa	26.35 °C	1940.00	st0.32	corr
N	28/02/2010	22:24	0	664	178	0.04	9234	295	0.01	2819	441	0	524	495	999 hPa	26.19 °C	1940.00	st0.32	corr
N	28/02/2010	22:39	0	659	178	0.04	9445	295	0.01	2878	443	0	664	497	1000 hPa	26.04 °C	1940.00	st0.32	corr
N	28/02/2010	22:54	0	1039	178	0.04	11066	295	0.01	2611	443	0	585	497	1000 hPa	25.92 °C	1940.00	st0.32	corr
N	28/02/2010	23:09	0.01	1834	178	0.07	18100	295	0.01	3497	442	0	722	496	1000 hPa	25.81 °C	1940.00	st0.32	corr
N	28/02/2010	23:24	0	915	178	0.07	18637	294	0.01	3857	441	0	788	497	999 hPa	25.70 °C	1940.00	st0.32	corr
N	28/02/2010	23:39	0	722	178	0.06	16705	294	0.01	3739	441	0	1060	495	999 hPa	25.58 °C	1940.00	st0.32	corr
N	28/02/2010	23:54	0	963	178	0.05	13817	295	0.01	3412	442	0.01	1190	497	999 hPa	25.47 °C	1940.00	st0.32	corr
N	01/03/2010	00:09	0.01	1604	179	0.06	15143	295	0.01	3356	445	0	618	498	1000 hPa	25.34 °C	1940.00	st0.32	corr
N	01/03/2010	00:24	0.01	2400	179	0.09	22335	296	0.01	4746	443	0.01	1274	498	1001 hPa	25.21 °C	1940.00	st0.32	corr
N	01/03/2010	00:39	0.01	2437	179	0.09	24565	296	0.01	5290	444	0.01	1200	498	1000 hPa	25.10 °C	1940.00	st0.32	corr
N	01/03/2010	00:54	0.01	2846	179	0.11	29327	296	0.01	6485	444	0.01	1871	498	1000 hPa	24.99 °C	1940.00	st0.32	corr
N	01/03/2010	01:09	0.01	2072	178	0.1	26010	295	0.01	6853	443	0.01	1815	498	1000 hPa	24.91 °C	1940.00	st0.32	corr
N	01/03/2010	01:24	0.01	1699	178	0.08	20815	295	0.01	6066	442	0	986	498	1000 hPa	24.86 °C	1940.00	st0.32	corr
N	01/03/2010	01:39	0	1418	178	0.07	18708	295	0.01	5628	443	0.01	1309	497	1000 hPa	24.79 °C	1940.00	st0.32	corr
N	01/03/2010	01:54	0	1376	179	0.06	16512	295	0.01	5413	443	0.01	1586	498	1000 hPa	24.63 °C	1940.00	st0.32	corr
N	01/03/2010	02:09	0	1231	180	0.05	13935	296	0.01	4818	443	0	1077	498	1000 hPa	24.40 °C	1940.00	st0.32	corr
N	01/03/2010	02:24	0	468	180	0.04	11320	297	0.01	4405	444	0	880	499	1000 hPa	24.23 °C	1940.00	st0.32	corr
N	01/03/2010	02:39	0	1133	179	0.04	10444	297	0.01	4055	444	0	1007	499	1001 hPa	24.13 °C	1940.00	st0.32	corr
N	01/03/2010	02:54	0	829	180	0.03	8992	297	0	1	436	0	806	501	1001 hPa	24.06 °C	1940.00	st0.32	corr
N	01/03/2010	03:09	0	713	180	0.03	8639	297	0.01	2975	445	0	811	500	1001 hPa	23.95 °C	1940.00	st0.32	corr
N	01/03/2010	03:24	0	820	179	0.03	7809	297	0.01	2718	446	0	703	501	1001 hPa	23.75 °C	1940.00	st0.32	corr
N	01/03/2010	03:39	0	516	179	0.03	7475	296	0.01	2945	444	0	560	500	1001 hPa	23.60 °C	1940.00	st0.32	corr
N	01/03/2010	03:54	0	603	179	0.02	6143	296	0.01	2593	443	0	435	499	1001 hPa	23.53 °C	1940.00	st0.32	corr
N	01/03/2010	04:09	0	590	179	0.02	5784	296	0.01	2187	444	0	580	499	1001 hPa	23.51 °C	1940.00	st0.32	corr
N	01/03/2010	04:24	0	585	180	0.02	5343	296	0	1833	444	0	294	499	1001 hPa	23.42 °C	1940.00	st0.32	corr
N	01/03/2010	04:39	0	714	180	0.02	5202	297	0	1679	444	0.01	2091	500	1002 hPa	23.38 °C	1940.00	st0.32	corr
N	01/03/2010	04:54	0	557	180	0.02	4591	297	0	1396	445	0	410	500	1002 hPa	23.35 °C	1940.00	st0.32	corr
N	01/03/2010	05:09	0	552	181	0.02	4147	298	0	1564	445	0	179	501	1002 hPa	23.31 °C	1940.00	st0.32	corr
N	01/03/2010	05:24	0	545	180	0.02	4102	297	0	1470	446	0	44	489	1002 hPa	23.29 °C	1940.00	st0.32	corr
N	01/03/2010	05:39	0	496	180	0.02	3997	297	0	1788	446	0	463	502	1002 hPa	23.27 °C	1940.00	st0.32	corr
N	01/03/2010	05:54	0	522	180	0.01	3542	297	0	182	433	0	197	502	1002 hPa	23.14 °C	1940.00	st0.32	corr
N	01/03/2010	06:09	0	301	180	0.01	3398	297	0	8	437	0	6	507	1002 hPa	23.04 °C	1940.00	st0.32	corr
N	01/03/2010	06:24	0	228	180	0.01	3022	297	0	1659	445	0	14	494	1002 hPa	23.00 °C	1940.00	st0.32	corr
N	01/03/2010	06:39	0	400	180	0.01	3375	297	0	1623	445	0	405	499	1002 hPa	22.95 °C	1940.00	st0.32	corr
N	01/03/2010	06:54	0	439	180	0.01	3413	297	0	1499	445	0	537	481	1002 hPa	22.86 °C	1940.00	st0.32	corr
N	01/03/2010	07:09	0																

N	01/03/2010	20:54	0.01	2220	178	0.11	27933	295	0.02	10329	443	0.01	2038	497	1009 hPa	26.67 °C	1940.00	st0.32	corr
N	01/03/2010	21:09	0.01	2382	178	0.1	26063	295	0.02	9202	443	0.01	1627	497	1009 hPa	26.66 °C	1940.00	st0.32	corr
N	01/03/2010	21:24	0	1219	178	0.08	21936	295	0.02	8301	442	0.01	2084	497	1010 hPa	26.59 °C	1940.00	st0.32	corr
N	01/03/2010	21:39	0	1407	178	0.07	19304	295	0.01	6932	442	0.01	1309	496	1010 hPa	26.49 °C	1940.00	st0.32	corr
N	01/03/2010	21:54	0	1141	179	0.06	16260	295	0.01	6145	442	0.01	1448	497	1010 hPa	26.42 °C	1940.00	st0.32	corr
N	01/03/2010	22:09	0	883	179	0.06	14805	295	0.01	5130	442	0	1099	496	1010 hPa	26.36 °C	1940.00	st0.32	corr
N	01/03/2010	22:24	0	1354	179	0.06	15156	296	0.01	4895	443	0	1031	497	1010 hPa	26.36 °C	1940.00	st0.32	corr
N	01/03/2010	22:39	0	934	179	0.06	14869	296	0.01	4901	444	0.01	1119	499	1011 hPa	26.36 °C	1940.00	st0.32	corr
N	01/03/2010	22:54	0	1113	179	0.05	14269	296	0.01	4747	444	0	1065	499	1011 hPa	26.28 °C	1940.00	st0.32	corr
N	01/03/2010	23:09	0	1140	179	0.05	13515	297	0.01	4440	445	0	950	501	1011 hPa	26.14 °C	1940.00	st0.32	corr
N	01/03/2010	23:24	0	874	179	0.04	11076	296	0.01	3703	444	0	1027	500	1011 hPa	25.91 °C	1940.00	st0.32	corr
N	01/03/2010	23:39	0	783	179	0.04	9377	296	0.01	3342	444	0	807	498	1011 hPa	25.71 °C	1940.00	st0.32	corr
N	01/03/2010	23:54	0	725	179	0.03	8589	296	0.01	3108	444	0	583	499	1012 hPa	25.58 °C	1940.00	st0.32	corr
N	02/03/2010	00:09	0	477	179	0.03	7827	296	0.01	2553	444	0	333	499	1012 hPa	25.45 °C	1940.00	st0.32	corr
N	02/03/2010	00:24	0	637	179	0.03	7165	296	0.01	3334	443	0	415	498	1012 hPa	25.37 °C	1940.00	st0.32	corr
N	02/03/2010	00:39	0	686	180	0.03	6915	296	0.01	2787	444	0	270	499	1012 hPa	25.33 °C	1940.00	st0.32	corr
N	02/03/2010	00:54	0	664	180	0.03	6698	297	0.01	2400	444	0	493	499	1012 hPa	25.26 °C	1940.00	st0.32	corr
N	02/03/2010	01:09	0	686	180	0.03	6911	297	0.01	2504	445	0	452	501	1013 hPa	25.19 °C	1940.00	st0.31	corr
N	02/03/2010	01:24	0	754	180	0.03	6512	298	0	11	437	0	559	501	1013 hPa	25.10 °C	1940.00	st0.31	corr
N	02/03/2010	01:39	0	497	180	0.02	6400	298	0	322	432	0	525	502	1013 hPa	24.95 °C	1940.00	st0.31	corr
N	02/03/2010	01:54	0	700	180	0.02	6430	298	0	699	432	0	413	502	1013 hPa	24.87 °C	1940.00	st0.31	corr
N	02/03/2010	02:09	0	749	180	0.03	6868	297	0	400	432	0	1	508	1014 hPa	24.80 °C	1940.00	st0.31	corr
N	02/03/2010	02:24	0	641	180	0.02	6211	297	0	268	432	0	355	501	1013 hPa	24.75 °C	1940.00	st0.31	corr
N	02/03/2010	02:39	0	641	180	0.02	6500	297	0	2500	446	0	163	498	1013 hPa	24.68 °C	1940.00	st0.31	corr
N	02/03/2010	02:54	0	659	180	0.02	5142	297	0	1607	446	0	510	501	1013 hPa	24.57 °C	1940.00	st0.31	corr
N	02/03/2010	03:09	0	614	180	0.02	5175	297	0	1879	445	0	376	500	1013 hPa	24.49 °C	1940.00	st0.31	corr
N	02/03/2010	03:24	0	511	180	0.02	5404	297	0	1506	445	0	365	501	1013 hPa	24.37 °C	1940.00	st0.31	corr
N	02/03/2010	03:39	0	465	180	0.02	4855	297	0	1180	445	0	291	501	1014 hPa	24.26 °C	1940.00	st0.31	corr
N	02/03/2010	03:54	0	489	181	0.02	4640	298	0	1340	446	0	368	501	1014 hPa	24.20 °C	1940.00	st0.31	corr
N	02/03/2010	04:09	0	606	181	0.02	4405	298	0	1495	446	0	602	502	1014 hPa	24.14 °C	1940.00	st0.31	corr
N	02/03/2010	04:24	0	555	181	0.02	4119	299	0	559	432	0	34	485	1014 hPa	24.08 °C	1940.00	st0.31	corr
N	02/03/2010	04:39	0	250	182	0.02	3921	299	0	382	433	0	8	504	1014 hPa	24.03 °C	1940.00	st0.31	corr
N	02/03/2010	04:54	0	615	181	0.02	3931	299	0	357	434	0	474	504	1014 hPa	23.98 °C	1940.00	st0.31	corr
N	02/03/2010	05:09	0	534	181	0.01	3716	299	0	199	433	0	170	504	1014 hPa	23.90 °C	1940.00	st0.31	corr
N	02/03/2010	05:24	0	379	181	0.01	3797	298	0	268	433	0	84	485	1014 hPa	23.85 °C	1940.00	st0.31	corr
N	02/03/2010	05:39	0	442	181	0.01	3622	298	0	346	434	0	48	505	1014 hPa	23.74 °C	1940.00	st0.31	corr
N	02/03/2010	05:54	0	351	181	0.01	3310	298	0	17	435	0	297	490	1014 hPa	23.55 °C	1940.00	st0.31	corr
N	02/03/2010	06:09	0	296	181	0.01	3152	298	0	203	435	0	143	485	1015 hPa	23.38 °C	1940.00	st0.31	corr
N	02/03/2010	06:24	0	628	181	0.01	3006	298	0	12	441	0	85	485	1015 hPa	23.30 °C	1940.00	st0.31	corr
N	02/03/2010	06:39	0	402	181	0.01	3162	298	0	149	433	0	19	482	1015 hPa	23.25 °C	1940.00	st0.31	corr
N	02/03/2010	06:54	0	459	181	0.01	3009	298	0	168	432	0	91	476	1015 hPa	23.19 °C	1940.00	st0.31	corr
N	02/03/2010	07:09	0	555	181	0.02	4246	298	0	159	432	0	457	502	1016 hPa	23.16 °C	1940.00	st0.31	corr
N	02/03/2010	07:24	0	460	181	0.02	4887	299	0	236	432	0	288	503	1016 hPa	23.16 °C	1940.00	st0.31	corr
N	02/03/2010	07:39	0	350	182	0.02	4631	299	0	373	433	0	288	503	1016 hPa	23.17 °C	1940.00	st0.31	corr
N	02/03/2010	07:54	0	810	182	0.02	5334	299	0	396	433	0	6	503	1016 hPa	23.21 °C	1940.00	st0.31	corr
N	02/03/2010	08:09	0	1091	182	0.03	7875	299	0	274	434	0	284	502	1016 hPa	23.27 °C	1940.00	st0.31	corr
N	02/03/2010	08:24	0	565	182	0.03	7769	299	0	706	433	0	581	503	1016 hPa	23.35 °C	1940.00	st0.31	corr
N	02/03/2010	08:39	0	1010	181	0.03	8846	299	0	349	433	0	882	503	1016 hPa	23.48 °C	1940.00	st0.31	corr
N	02/03/2010	08:54	0	1221	181	0.04	11643	298	0	417	433	0	478	503	1016 hPa	23.69 °C	1940.00	st0.31	corr
N	02/03/2010	09:09	0	1321	181	0.05	12654	298	0	459	432	0	564	503	1016 hPa	23.90 °C	1940.00	st0.31	corr
N	02/03/2010	09:24	0	1410	180	0.06	14496	297	0.01	3241	446	0	762	501	1016 hPa	24.33 °C	1940.00	st0.31	corr
N	02/03/2010	09:39	0.01	1588	179	0.06	15815	296	0.01	3979	444	0	953	498	1015 hPa	24.95 °C	1940.00	st0.31	corr
N	02/03/2010	09:54	0.01	1780	180	0.06	15317	298	0	721	433	0	89	488	1015 hPa	25.78 °C	1940.00	st0.31	corr
N	02/03/2010	10:09	0.01	1595	178	0.06	14335	295	0.01	4442	443	0	725	498	1016 hPa	25.91 °C	1940.00	st0.31	corr
N	02/03/2010	10:24	0	1232	179	0.05	13017	298	0	774	432	0	698	502	1016 hPa	26.15 °C	1940.00	st0.32	corr
N	02/03/2010	10:39	0	735	178	0.04	10137	295	0.01	4143	432	0	937	496	1016 hPa	26.20 °C	1940.00	st0.31	corr
N	02/03/2010	10:54	0	493	180	0.03	8766	299	0.01	4558	446	0	723	500	1015 hPa	25.54 °C	1940.00	st0.32	corr
N	02/03/2010	11:09	0	493	178	0.03	6891	297	0	576	432	0	34	486	1015 hPa	26.59 °C	1940.00	st0.32	corr
N	02/03/2010	11:24	0	704	178	0.02	5960	295	0.01	2691	446	0	257	502	1016 hPa	26.67 °C	1940.00	st0.32	corr
N	02/03/2010	11:39	0.01	3678	178	0.05	12896	295	0.01	3527	443	0	506	498	1015 hPa	26.69 °C	1940.00	st0.32	corr
N	02/03/2010	11:54	0.01	3137	178	0.07	17865	295	0.01	4444	443	0	1024	497	1015 hPa	26.70 °C	1940.00	st0.32	corr
N	02/03/2010	12:09	0	1226	178	0.05	12677	295	0.01	4428	444	0	768	500	1015 hPa	26.68 °C	1940.00	st0.32	corr
N	02/03/2010	12:24	0	650	178	0.03	7598	297	0	7	438	0	550	502	1015 hPa	26.45 °C	1940.00	st0.32	corr
N	02/03/2010	12:39	0	354	178	0.02	4957	297	0	9	439	0	89	483	1016 hPa	26.03 °C	1940.00	st0.31	corr
N	02/03/2010	12:54	0	284	179	0.02	4020	296	0	446	432	0	22	479	1016 hPa	25.97 °C	1940.00	st0.31	corr
N	02/03/2010	13:09	0	285	179	0.02	3912	296	0	1472	445	0	219	501	1015 hPa	25.96 °C	1940.00	st0.31	corr
N	02/03/2010	13:24	0	143	179	0.01	3455	296	0	1581	444	0	104	479	1015 hPa	25.96 °C	1940.00	st0.31	corr
N	02/03/2010	13:39	0	379	179	0.01	3109	296	0	1151	444	0	204	499	1015 hPa	25.93 °C	1940.00	st0.31	corr
N	02/03/2010	13:54	0	324	179														

N	03/03/2010	03:39	0	402	181	0.01	1848	299	0	24	440	0	417	502	1011 hPa	26.71 °C	1940.00 st0.32 corr
N	03/03/2010	03:54	0	357	179	0.01	1665	295	0	1071	443	0	22	505	1011 hPa	26.00 °C	1940.00 st0.32 corr
N	03/03/2010	04:09	0	403	179	0.01	1866	296	0	1003	443	0	199	499	1011 hPa	25.76 °C	1940.00 st0.32 corr
N	03/03/2010	04:24	0	245	179	0.01	1961	295	0	940	442	0	83	497	1011 hPa	26.01 °C	1940.00 st0.32 corr
N	03/03/2010	04:39	0	132	179	0.01	2093	296	0	825	443	0	257	498	1012 hPa	26.21 °C	1940.00 st0.32 corr
N	03/03/2010	04:54	0	179	179	0.01	2123	296	0	1102	443	0	208	479	1010 hPa	26.00 °C	1940.00 st0.32 corr
N	03/03/2010	05:09	0	512	179	0.01	1765	296	0	1070	444	0	226	500	1010 hPa	26.33 °C	1940.00 st0.32 corr
N	03/03/2010	05:24	0	291	179	0.01	1759	296	0	1065	444	0	59	499	1010 hPa	26.28 °C	1940.00 st0.32 corr
N	03/03/2010	05:39	0	186	179	0.01	1895	295	0	1238	444	0	9	502	1010 hPa	26.23 °C	1940.00 st0.32 corr
N	03/03/2010	05:54	0	126	178	0.01	1755	295	0	1084	443	0	264	499	1010 hPa	26.16 °C	1940.00 st0.32 corr
N	03/03/2010	06:09	0	505	178	0.01	1806	296	0	907	443	0	33	477	1010 hPa	26.05 °C	1940.00 st0.32 corr
N	03/03/2010	06:24	0	339	179	0.01	1837	296	0	1029	443	0	376	499	1010 hPa	25.93 °C	1940.00 st0.32 corr
N	03/03/2010	06:39	0	361	179	0.01	1875	296	0	1130	443	0	43	499	1010 hPa	25.79 °C	1940.00 st0.32 corr
N	03/03/2010	06:54	0	461	180	0.01	2084	296	0	1030	444	0	2	485	1010 hPa	25.67 °C	1940.00 st0.32 corr
N	03/03/2010	07:09	0	428	179	0.01	1859	296	0	1	436	0	84	500	1010 hPa	25.57 °C	1940.00 st0.32 corr
N	03/03/2010	07:24	0	296	179	0.01	2062	296	0	1094	445	0	225	500	1010 hPa	25.49 °C	1940.00 st0.32 corr
N	03/03/2010	07:39	0	290	179	0.01	2237	296	0	1282	444	0	67	483	1010 hPa	25.50 °C	1940.00 st0.32 corr
N	03/03/2010	07:54	0	396	178	0.01	2627	296	0	1088	443	0	84	499	1010 hPa	25.51 °C	1940.00 st0.32 corr
N	03/03/2010	08:09	0	628	178	0.01	3431	295	0	980	442	0	128	497	1010 hPa	25.54 °C	1940.00 st0.32 corr
N	03/03/2010	08:24	0	708	178	0.02	4320	295	0	1384	442	0	293	498	1010 hPa	25.60 °C	1940.00 st0.32 corr
N	03/03/2010	08:39	0	583	179	0.02	5230	296	0	928	443	0	93	498	1010 hPa	25.67 °C	1940.00 st0.32 corr
N	03/03/2010	08:54	0	787	179	0.02	6217	296	0	1702	444	0	303	498	1010 hPa	25.67 °C	1940.00 st0.32 corr
N	03/03/2010	09:09	0	963	179	0.02	6355	296	0	1399	444	0	9	501	1010 hPa	25.60 °C	1940.00 st0.32 corr
N	03/03/2010	09:24	0	925	179	0.02	7594	296	0	1542	445	0	414	500	1010 hPa	25.56 °C	1940.00 st0.32 corr
N	03/03/2010	09:39	0	851	179	0.02	4740	296	0	1564	445	0	514	500	1010 hPa	25.59 °C	1940.00 st0.32 corr
N	03/03/2010	09:54	0	652	179	0.02	4654	296	0	1702	444	0	46	489	1010 hPa	25.66 °C	1940.00 st0.32 corr
N	03/03/2010	10:09	0	708	179	0.02	4817	295	0	1654	443	0	411	498	1010 hPa	25.74 °C	1940.00 st0.32 corr
N	03/03/2010	10:24	0	632	178	0.02	5663	295	0	1361	443	0	327	497	1010 hPa	25.82 °C	1940.00 st0.32 corr
N	03/03/2010	10:39	0.01	2432	179	0.05	13683	295	0.01	2674	442	0	488	496	1010 hPa	25.95 °C	1940.00 st0.32 corr
N	03/03/2010	10:54	0.01	1696	179	0.06	16779	296	0.01	4882	442	0	694	497	1010 hPa	26.15 °C	1940.00 st0.32 corr
N	03/03/2010	11:09	0	1192	179	0.05	13149	296	0.01	4433	443	0	917	498	1010 hPa	26.33 °C	1940.00 st0.32 corr
N	03/03/2010	11:24	0	591	178	0.03	7893	295	0.01	3569	443	0	849	498	1010 hPa	26.47 °C	1940.00 st0.32 corr
N	03/03/2010	11:39	0	373	181	0.02	5816	298	0	39	438	0	506	501	1011 hPa	26.65 °C	1940.00 st0.32 corr
N	03/03/2010	11:54	0	260	179	0.02	4439	296	0	1469	443	0	44	478	1011 hPa	25.80 °C	1940.00 st0.32 corr
N	03/03/2010	12:09	0	322	178	0.01	3538	295	0	1796	443	0	804	498	1011 hPa	25.80 °C	1940.00 st0.32 corr
N	03/03/2010	12:24	0	285	178	0.01	3559	295	0	1644	442	0	265	497	1011 hPa	26.10 °C	1940.00 st0.32 corr
N	03/03/2010	12:39	0	716	178	0.02	4474	295	0	1385	442	0	136	496	1010 hPa	26.28 °C	1940.00 st0.32 corr
N	03/03/2010	12:54	0	658	179	0.02	6421	295	0	1971	442	0	357	497	1010 hPa	26.49 °C	1940.00 st0.32 corr
N	03/03/2010	13:09	0	604	178	0.03	7935	295	0	1802	442	0	132	497	1010 hPa	26.72 °C	1940.00 st0.32 corr
N	03/03/2010	13:24	0	1097	179	0.03	8723	296	0	2223	444	0	530	498	1010 hPa	26.72 °C	1940.00 st0.32 corr
N	03/03/2010	13:39	0	1469	178	0.05	14036	296	0.01	2975	444	0	740	499	1010 hPa	25.97 °C	1940.00 st0.32 corr
N	03/03/2010	13:54	0	1028	178	0.06	15991	295	0.01	4826	443	0	1040	499	1010 hPa	26.17 °C	1940.00 st0.32 corr
N	03/03/2010	14:09	0	575	178	0.05	11877	295	0.01	4329	442	0	727	497	1010 hPa	26.42 °C	1940.00 st0.32 corr
N	03/03/2010	14:24	0	624	178	0.04	9677	295	0.01	3588	442	0	620	497	1010 hPa	26.53 °C	1940.00 st0.32 corr
N	03/03/2010	14:39	0	737	178	0.04	10110	295	0.01	3666	442	0	632	497	1010 hPa	26.58 °C	1940.00 st0.32 corr
N	03/03/2010	14:54	0	608	179	0.03	8328	295	0.01	3313	442	0	428	496	1010 hPa	26.63 °C	1940.00 st0.32 corr
N	03/03/2010	15:09	0	913	179	0.03	8076	296	0.01	3262	443	0	601	498	1010 hPa	26.69 °C	1940.00 st0.32 corr
N	03/03/2010	15:24	0	722	178	0.03	8141	296	0.01	2907	444	0	588	499	1010 hPa	26.78 °C	1940.00 st0.32 corr
N	03/03/2010	15:39	0	1038	178	0.04	9515	295	0.01	3580	443	0	524	499	1010 hPa	26.83 °C	1940.00 st0.32 corr
N	03/03/2010	15:54	0	917	178	0.03	8524	295	0.01	3093	442	0	561	497	1010 hPa	26.80 °C	1940.00 st0.32 corr
N	03/03/2010	16:09	0	801	179	0.03	7652	297	0.01	2810	447	0	459	502	1011 hPa	26.77 °C	1940.00 st0.32 corr
N	03/03/2010	16:24	0	741	178	0.03	8125	295	0.01	2503	443	0	470	498	1011 hPa	26.16 °C	1940.00 st0.32 corr
N	03/03/2010	16:39	0	1072	179	0.03	8493	296	0.01	2544	443	0	801	498	1011 hPa	25.92 °C	1940.00 st0.32 corr
N	03/03/2010	16:54	0	710	179	0.03	9104	296	0.01	3141	443	0	551	499	1011 hPa	26.16 °C	1940.00 st0.32 corr
N	03/03/2010	17:09	0	1006	179	0.04	10440	296	0.01	3659	444	0	761	499	1011 hPa	26.35 °C	1940.00 st0.32 corr
N	03/03/2010	17:24	0	1023	179	0.05	13057	296	0.01	3905	444	0	585	499	1011 hPa	26.46 °C	1940.00 st0.32 corr
N	03/03/2010	17:39	0	1337	178	0.05	13072	295	0.01	3412	444	0	570	499	1011 hPa	26.54 °C	1940.00 st0.32 corr
N	03/03/2010	17:54	0.01	2047	178	0.07	19210	295	0.01	4687	444	0	813	498	1011 hPa	26.60 °C	1940.00 st0.32 corr
N	03/03/2010	18:09	0	1458	178	0.07	18357	295	0.01	5095	443	0.01	1302	498	1011 hPa	26.62 °C	1940.00 st0.32 corr
N	03/03/2010	18:24	0.01	1866	179	0.07	17642	296	0.01	4893	443	0.01	1357	499	1011 hPa	26.58 °C	1940.00 st0.32 corr
N	03/03/2010	18:39	0.01	2083	179	0.07	19351	296	0.01	5749	443	0.01	1522	498	1011 hPa	26.49 °C	1940.00 st0.32 corr
N	03/03/2010	18:54	0	1103	179	0.06	15278	296	0.01	3624	444	0	1042	499	1012 hPa	26.45 °C	1940.00 st0.32 corr
N	03/03/2010	19:09	0	923	179	0.04	11561	296	0.01	5200	444	0	1016	499	1012 hPa	26.46 °C	1940.00 st0.32 corr
N	03/03/2010	19:24	0	931	179	0.04	11038	296	0.01	4159	444	0	1048	500	1012 hPa	26.52 °C	1940.00 st0.32 corr
N	03/03/2010	19:39	0	592	178	0.04	10651	296	0.01	3869	444	0	709	499	1012 hPa	26.57 °C	1940.00 st0.32 corr
N	03/03/2010	19:54	0	622	178	0.04	10657	295	0.01	3733	443	0	740	498	1013 hPa	26.62 °C	1940.00 st0.32 corr
N	03/03/2010	20:09	0	656	178	0.04	10228	295	0.01	3851	442	0	769	497	1013 hPa	26.62 °C	1940.00 st0.32 corr
N	03/03/2010	20:24	0	731	179	0.04	9161	296	0.01	3192	444	0	956	499	1013 hPa	26.64 °C	1940.00 st0.32 corr
N	03/03/2010	20:39	0	985	179	0.04	10097	296	0.01	3430	443	0	983	498	1013 hPa	26.63 °C	1940.00 st0.32 corr
N	03/03/2010	20:54	0	858	179	0.04	9363	296	0.01	3011	444	0	982	499	1013 hPa	26.66 °C	1940.00 st0.32 corr
N	03/03/2010	21:09	0	562	179	0.03	8416	296	0.01	2926	444	0	477	498	1013 hPa	26.71 °C	1940.00 st0.32 corr
N	03/03/2010	21:24	0	544	182	0.03	7870	299	0	356	433	0	519	502	1013 hPa	26.78 °C	1940.00 st0.32 corr
N	03/03/2010	21:39	0														

N	04/03/2010	10:24	0	502	180	0.02	4825	297	0	1921	445	0	309	500	1021 hPa	26.05 °C	1940.00	st0.31	corr
N	04/03/2010	10:39	0	333	179	0.02	4364	297	0	1624	444	0	220	499	1021 hPa	26.05 °C	1940.00	st0.31	corr
N	04/03/2010	10:54	0	392	179	0.02	4955	297	0	1533	444	0	183	480	1022 hPa	26.26 °C	1940.00	st0.31	corr
N	04/03/2010	11:09	0	571	179	0.02	4434	296	0	1616	445	0	594	500	1021 hPa	26.50 °C	1940.00	st0.31	corr
N	04/03/2010	11:24	0	289	181	0.02	4679	299	0	286	433	0	397	501	1021 hPa	26.77 °C	1940.00	st0.31	corr
N	04/03/2010	11:39	0	507	180	0.02	4161	296	0	1761	444	0	335	499	1022 hPa	26.62 °C	1940.00	st0.31	corr
N	04/03/2010	11:54	0	316	179	0.02	3935	297	0	41	439	0	90	502	1022 hPa	26.71 °C	1940.00	st0.31	corr
N	04/03/2010	12:09	0	565	181	0.02	3912	298	0	1424	445	0	295	502	1022 hPa	26.98 °C	1940.00	st0.31	corr
N	04/03/2010	12:24	0	149	179	0.01	3758	297	0	424	432	0	385	502	1022 hPa	26.71 °C	1940.00	st0.31	corr
N	04/03/2010	12:39	0	348	181	0.01	3616	297	0	1145	445	0	319	501	1022 hPa	26.72 °C	1940.00	st0.31	corr
N	04/03/2010	12:54	0	217	181	0.01	3348	298	0	1283	445	0	410	500	1022 hPa	26.68 °C	1940.00	st0.31	corr
N	04/03/2010	13:09	0	206	179	0.01	3558	298	0	1444	446	0	428	501	1022 hPa	26.61 °C	1940.00	st0.31	corr
N	04/03/2010	13:24	0	397	179	0.01	3589	298	0	1881	446	0	466	502	1022 hPa	26.62 °C	1940.00	st0.31	corr
N	04/03/2010	13:39	0	222	179	0.01	2940	297	0	9	438	0	175	503	1022 hPa	26.61 °C	1940.00	st0.31	corr
N	04/03/2010	13:54	0	208	179	0.01	2868	297	0	1604	446	0	613	503	1022 hPa	26.60 °C	1940.00	st0.31	corr
N	04/03/2010	14:09	0	265	178	0.01	3553	297	0	368	432	0	294	502	1022 hPa	26.58 °C	1940.00	st0.31	corr
N	04/03/2010	14:24	0	591	179	0.01	3250	297	0	270	433	0	230	502	1022 hPa	26.59 °C	1940.00	st0.31	corr
N	04/03/2010	14:39	0	287	179	0.01	3198	296	0	1652	447	0	222	503	1022 hPa	26.60 °C	1940.00	st0.31	corr
N	04/03/2010	14:54	0	403	179	0.01	3188	296	0	1330	447	0	160	503	1023 hPa	26.59 °C	1940.00	st0.31	corr
N	04/03/2010	15:09	0	293	179	0.01	2961	296	0	22	438	0	189	502	1023 hPa	26.62 °C	1940.00	st0.31	corr
N	04/03/2010	15:24	0	245	180	0.01	2794	296	0	1236	445	0	44	481	1023 hPa	26.59 °C	1940.00	st0.31	corr
N	04/03/2010	15:39	0	509	182	0.01	3345	298	0	1352	445	0	186	501	1023 hPa	26.53 °C	1940.00	st0.31	corr
N	04/03/2010	15:54	0	462	180	0.01	3171	298	0	1639	447	0	246	502	1023 hPa	26.46 °C	1940.00	st0.31	corr
N	04/03/2010	16:09	0	446	181	0.01	3193	297	0	1474	444	0	215	502	1023 hPa	26.48 °C	1940.00	st0.31	corr
N	04/03/2010	16:24	0	249	179	0.01	3087	298	0	287	432	0	22	484	1024 hPa	26.53 °C	1940.00	st0.31	corr
N	04/03/2010	16:39	0	539	182	0.01	3230	299	0	1671	446	0	29	494	1024 hPa	26.40 °C	1940.00	st0.31	corr
N	04/03/2010	16:54	0	426	180	0.01	3092	297	0	411	433	0	140	502	1024 hPa	26.42 °C	1940.00	st0.31	corr
N	04/03/2010	17:09	0	935	179	0.02	5354	297	0	1496	448	0	37	486	1025 hPa	26.26 °C	1940.00	st0.31	corr
N	04/03/2010	17:24	0	712	180	0.02	5450	297	0	1223	445	0	383	500	1025 hPa	26.31 °C	1940.00	st0.31	corr
N	04/03/2010	17:39	0	555	181	0.02	5510	298	0	507	433	0	529	503	1025 hPa	26.40 °C	1940.00	st0.31	corr
N	04/03/2010	17:54	0	488	180	0.02	5678	297	0	384	432	0	459	503	1025 hPa	26.13 °C	1940.00	st0.31	corr
N	04/03/2010	18:09	0	776	180	0.02	6425	297	0	280	432	0	2	487	1025 hPa	26.49 °C	1940.00	st0.31	corr
N	04/03/2010	18:24	0	661	179	0.03	6872	297	0	11	438	0	386	502	1025 hPa	26.80 °C	1940.00	st0.31	corr
N	04/03/2010	18:39	0	648	180	0.03	6932	297	0	2092	445	0	776	501	1026 hPa	26.87 °C	1940.00	st0.31	corr
N	04/03/2010	18:54	0	916	180	0.03	7484	297	0.01	2463	445	0	491	500	1026 hPa	26.86 °C	1940.00	st0.31	corr
N	04/03/2010	19:09	0	1065	180	0.04	9581	297	0.01	2550	445	0	497	501	1026 hPa	26.81 °C	1940.00	st0.31	corr
N	04/03/2010	19:24	0	975	181	0.04	11701	298	0.01	2567	445	0	529	501	1026 hPa	26.71 °C	1940.00	st0.31	corr
N	04/03/2010	19:39	0	951	181	0.05	12562	298	0.01	2752	446	0.01	1186	501	1026 hPa	26.62 °C	1940.00	st0.31	corr
N	04/03/2010	19:54	0.01	1559	181	0.06	15429	298	0	724	432	0	818	501	1027 hPa	26.53 °C	1940.00	st0.31	corr
N	04/03/2010	20:09	0	1232	181	0.07	17898	298	0	930	433	0	1013	503	1027 hPa	26.43 °C	1940.00	st0.31	corr
N	04/03/2010	20:24	0	1477	181	0.07	18246	298	0	764	434	0.01	1330	504	1027 hPa	26.29 °C	1940.00	st0.31	corr
N	04/03/2010	20:39	0	1276	181	0.07	17005	298	0	708	433	0	635	503	1027 hPa	26.17 °C	1940.00	st0.31	corr
N	04/03/2010	20:54	0.01	1906	181	0.08	19557	298	0	950	432	0	940	503	1027 hPa	26.06 °C	1940.00	st0.31	corr
N	04/03/2010	21:09	0.01	1787	181	0.08	21866	298	0	1038	433	0.01	1188	502	1028 hPa	25.98 °C	1940.00	st0.31	corr
N	04/03/2010	21:24	0	1274	181	0.07	18784	298	0	895	432	0.01	1115	502	1028 hPa	25.81 °C	1940.00	st0.31	corr
N	04/03/2010	21:39	0	1435	181	0.06	15783	298	0	830	433	0	1083	503	1028 hPa	25.60 °C	1940.00	st0.31	corr
N	04/03/2010	21:54	0	1051	182	0.05	12804	299	0	863	433	0	951	503	1028 hPa	25.44 °C	1940.00	st0.31	corr
N	04/03/2010	22:09	0	1338	182	0.05	13465	299	0	612	433	0	1016	502	1028 hPa	25.30 °C	1940.00	st0.31	corr
N	04/03/2010	22:24	0.01	1547	182	0.06	16132	299	0	969	433	0	580	503	1028 hPa	25.18 °C	1940.00	st0.31	corr
N	04/03/2010	22:39	0.01	1730	182	0.08	20048	300	0	920	434	0	1016	504	1028 hPa	25.11 °C	1940.00	st0.31	corr
N	04/03/2010	22:54	0.01	1872	182	0.08	20884	300	0	991	435	0.01	1342	505	1029 hPa	25.06 °C	1940.00	st0.31	corr
N	04/03/2010	23:09	0.01	1642	182	0.08	20548	300	0	1386	436	0.01	1220	506	1029 hPa	24.95 °C	1940.00	st0.31	corr
N	04/03/2010	23:24	0	1487	182	0.07	17597	300	0	893	436	0	1153	507	1029 hPa	24.75 °C	1940.00	st0.31	corr
N	04/03/2010	23:39	0	1278	182	0.07	17625	300	0	780	435	0	1011	506	1029 hPa	24.57 °C	1940.00	st0.31	corr
N	04/03/2010	23:54	0	1395	182	0.07	18018	300	0	943	436	0.01	1155	506	1029 hPa	24.50 °C	1940.00	st0.31	corr
N	05/03/2010	00:09	0	1136	182	0.06	14447	300	0	852	436	0	638	506	1030 hPa	24.41 °C	1940.00	st0.31	corr
N	05/03/2010	00:24	0	1200	182	0.05	13660	299	0	894	437	0	706	505	1030 hPa	24.29 °C	1940.00	st0.31	corr
N	05/03/2010	00:39	0.01	1612	182	0.07	17565	299	0	1086	437	0.01	1164	505	1030 hPa	24.22 °C	1940.00	st0.31	corr
N	05/03/2010	00:54	0	1174	182	0.05	13930	300	0	815	434	0.01	1150	505	1030 hPa	24.20 °C	1940.00	st0.31	corr
N	05/03/2010	01:09	0	1014	183	0.04	11499	300	0	855	435	0	802	505	1030 hPa	24.15 °C	1940.00	st0.31	corr
N	05/03/2010	01:24	0	1366	183	0.05	13113	300	0	754	435	0	893	505	1030 hPa	24.09 °C	1940.00	st0.31	corr
N	05/03/2010	01:39	0	1372	183	0.06	14455	301	0	1014	437	0	932	507	1030 hPa	24.04 °C	1940.00	st0.31	corr
N	05/03/2010	01:54	0	482	183	0.04	9225	301	0	811	436	0	630	507	1029 hPa	23.98 °C	1940.00	st0.31	corr
N	05/03/2010	02:09	0.01	2286	183	0.06	16470	301	0	763	437	0	1077	508	1030 hPa	23.89 °C	1940.00	st0.31	corr
N	05/03/2010	02:24	0.01	2744	182	0.09	22207	300	0	1206	436	0	1101	507	1030 hPa	23.85 °C	1940.00	st0.31	corr
N	05/03/2010	02:39	0.01	3061	182	0.1	25092	300	0	1264	436	0.01	1383	507	1030 hPa	23.81 °C	1940.00	st0.31	corr
N	05/03/2010	02:54	0.01	2953	182	0.1	26305	300	0	1365	435	0.01	2026	506	1030 hPa	23.77 °C	1940.00	st0.31	corr
N	05/03/2010	03:09	0.01	1979	183	0.09	22214	300	0	791	435	0.01	2004	505	1030 hPa	23.73 °C	1940.00	st0.31	corr
N	05/03/2010	03:24	0.01	2198	183</														

N	05/03/2010	17:09	0	249	181	0.01	3638	299	0	2199	448	0	479	504	1027 hPa	26.17 °C	1940.00	st0.31	corr
N	05/03/2010	17:24	0	611	183	0.02	4002	299	0	319	432	0	227	502	1027 hPa	26.08 °C	1940.00	st0.31	corr
N	05/03/2010	17:39	0	597	181	0.02	5366	298	0	1932	446	0	358	501	1027 hPa	26.09 °C	1940.00	st0.31	corr
N	05/03/2010	17:54	0	672	180	0.02	5358	298	0	213	435	0	340	505	1027 hPa	26.15 °C	1940.00	st0.31	corr
N	05/03/2010	18:09	0	576	181	0.03	6738	298	0	500	433	0	568	503	1028 hPa	26.44 °C	1940.00	st0.31	corr
N	05/03/2010	18:24	0	1046	184	0.03	7353	301	0	297	437	0	769	507	1028 hPa	26.34 °C	1940.00	st0.31	corr
N	05/03/2010	18:39	0	485	181	0.03	7369	298	0	412	432	0	177	503	1028 hPa	26.68 °C	1940.00	st0.31	corr
N	05/03/2010	18:54	0	906	180	0.04	9599	298	0	727	432	0	426	502	1028 hPa	26.03 °C	1940.00	st0.31	corr
N	05/03/2010	19:09	0	485	182	0.04	10094	301	0	955	435	0	343	506	1028 hPa	26.41 °C	1940.00	st0.31	corr
N	05/03/2010	19:24	0	1290	180	0.05	13759	297	0.01	3516	446	0	524	502	1029 hPa	25.98 °C	1940.00	st0.31	corr
N	05/03/2010	19:39	0.01	1580	181	0.07	19133	298	0.01	5007	446	0.01	1171	501	1028 hPa	25.83 °C	1940.00	st0.31	corr
N	05/03/2010	19:54	0	1454	181	0.08	21644	299	0	1977	432	0.01	2035	502	1028 hPa	26.09 °C	1940.00	st0.31	corr
N	05/03/2010	20:09	0.01	1617	181	0.09	22695	299	0	1984	433	0.01	2494	503	1028 hPa	26.31 °C	1940.00	st0.31	corr
N	05/03/2010	20:24	0	1323	181	0.08	20810	299	0	1762	434	0.01	2108	504	1028 hPa	26.43 °C	1940.00	st0.31	corr
N	05/03/2010	20:39	0.01	2257	181	0.08	20205	298	0	1360	433	0.01	1590	503	1028 hPa	26.48 °C	1940.00	st0.31	corr
N	05/03/2010	20:54	0.01	3188	180	0.1	27079	298	0	1516	432	0.01	2792	503	1028 hPa	26.45 °C	1940.00	st0.31	corr
N	05/03/2010	21:09	0.01	4278	180	0.12	31639	298	0.02	11032	446	0.01	1634	502	1028 hPa	26.42 °C	1940.00	st0.31	corr
N	05/03/2010	21:24	0.01	4548	180	0.16	42814	298	0.03	13274	446	0.01	2296	501	1028 hPa	26.38 °C	1940.00	st0.31	corr
N	05/03/2010	21:39	0.01	3525	181	0.17	44377	298	0.03	14200	446	0.01	1636	501	1027 hPa	26.32 °C	1940.00	st0.31	corr
N	05/03/2010	21:54	0.01	2543	181	0.12	32134	299	0	1911	432	0.01	2117	502	1028 hPa	26.22 °C	1940.00	st0.31	corr
N	05/03/2010	22:09	0.01	1910	181	0.09	24300	299	0	1368	433	0.01	1510	503	1028 hPa	26.09 °C	1940.00	st0.31	corr
N	05/03/2010	22:24	0.01	2246	181	0.1	26586	299	0	1379	434	0.01	2101	505	1028 hPa	25.99 °C	1940.00	st0.31	corr
N	05/03/2010	22:39	0.01	1669	181	0.1	25913	299	0	1770	434	0.01	2352	505	1028 hPa	25.85 °C	1940.00	st0.31	corr
N	05/03/2010	22:54	0	1352	181	0.09	22321	298	0	1950	434	0.01	1950	505	1028 hPa	25.66 °C	1940.00	st0.31	corr
N	05/03/2010	23:09	0.01	2409	181	0.1	26137	299	0	906	433	0.01	1837	504	1028 hPa	25.56 °C	1940.00	st0.31	corr
N	05/03/2010	23:24	0.01	3706	181	0.13	34937	299	0	1965	433	0.01	2480	504	1028 hPa	25.50 °C	1940.00	st0.31	corr
N	05/03/2010	23:39	0.01	3481	182	0.14	36922	299	0	1602	434	0.01	2068	504	1027 hPa	25.45 °C	1940.00	st0.31	corr
N	05/03/2010	23:54	0.01	2163	182	0.12	30609	299	0	1818	434	0.01	2052	504	1027 hPa	25.38 °C	1940.00	st0.31	corr
N	06/03/2010	00:09	0.01	2640	182	0.11	27505	300	0	1474	434	0.01	2145	504	1027 hPa	25.31 °C	1940.00	st0.31	corr
N	06/03/2010	00:24	0.01	2057	182	0.09	24435	300	0	1313	435	0.01	2273	505	1027 hPa	25.21 °C	1940.00	st0.31	corr
N	06/03/2010	00:39	0.01	2773	182	0.11	27463	300	0	995	435	0.01	1973	506	1028 hPa	25.14 °C	1940.00	st0.31	corr
N	06/03/2010	00:54	0.02	6839	182	0.13	33789	299	0	2259	435	0.01	1155	505	1028 hPa	25.05 °C	1940.00	st0.31	corr
N	06/03/2010	01:09	0.06	18098	181	0.19	49537	299	0.01	3149	434	0.01	2954	504	1028 hPa	24.96 °C	1940.00	st0.31	corr
N	06/03/2010	01:24	0.03	9398	181	0.15	38599	299	0.01	2577	433	0.01	2252	504	1028 hPa	24.89 °C	1940.00	st0.31	corr
N	06/03/2010	01:39	0.17	52918	182	0.52	136262	299	0.01	4809	434	0.02	4167	504	1028 hPa	24.81 °C	1940.00	st0.31	corr
N	06/03/2010	01:54	0.21	63971	182	0.74	192338	299	0.02	7804	434	0.03	7020	504	1028 hPa	24.70 °C	1940.00	st0.31	corr
N	06/03/2010	02:09	0.29	89247	183	0.64	166914	300	0.02	10370	434	0.05	10488	504	1027 hPa	24.57 °C	1940.00	st0.31	corr
N	06/03/2010	02:24	0.18	55252	183	0.49	128004	300	0.02	9850	434	0.05	11254	504	1027 hPa	24.49 °C	1940.00	st0.31	corr
N	06/03/2010	02:39	0.11	33252	183	0.31	80808	300	0.02	7899	435	0.04	9589	505	1027 hPa	24.40 °C	1940.00	st0.31	corr
N	06/03/2010	02:54	0.05	16764	183	0.24	61206	300	0.01	6161	436	0.03	7016	506	1027 hPa	24.33 °C	1940.00	st0.31	corr
N	06/03/2010	03:09	0.08	25154	182	0.22	56708	300	0.01	5057	436	0.03	5644	507	1027 hPa	24.29 °C	1940.00	st0.31	corr
N	06/03/2010	03:24	0.14	42982	182	0.28	71589	300	0.01	6585	436	0.03	6967	507	1027 hPa	24.22 °C	1940.00	st0.31	corr
N	06/03/2010	03:39	0.08	26098	182	0.29	74494	300	0.01	6286	435	0.03	6927	505	1027 hPa	24.16 °C	1940.00	st0.31	corr
N	06/03/2010	03:54	0.04	13864	182	0.21	54120	299	0.01	5223	434	0.03	5976	505	1027 hPa	24.14 °C	1940.00	st0.31	corr
N	06/03/2010	04:09	0.03	10104	182	0.18	48128	300	0.01	4896	435	0.02	5522	505	1026 hPa	24.08 °C	1940.00	st0.31	corr
N	06/03/2010	04:24	0.02	7452	183	0.15	39461	300	0.01	3622	435	0.02	4745	505	1027 hPa	24.03 °C	1940.00	st0.31	corr
N	06/03/2010	04:39	0.02	7277	183	0.15	38103	300	0.01	3246	435	0.02	3888	505	1027 hPa	23.98 °C	1940.00	st0.31	corr
N	06/03/2010	04:54	0.02	6146	183	0.13	34108	301	0.01	2733	435	0.02	3635	505	1027 hPa	23.92 °C	1940.00	st0.31	corr
N	06/03/2010	05:09	0.01	2926	183	0.11	27702	301	0	2151	436	0.01	2777	507	1027 hPa	23.83 °C	1940.00	st0.31	corr
N	06/03/2010	05:24	0.01	1785	183	0.08	21425	301	0	1572	437	0.01	2260	507	1027 hPa	23.73 °C	1940.00	st0.31	corr
N	06/03/2010	05:39	0	1075	183	0.06	16700	301	0	1466	436	0.01	1218	507	1027 hPa	23.64 °C	1940.00	st0.31	corr
N	06/03/2010	05:54	0.01	2668	182	0.07	18010	300	0	1306	436	0.01	1856	507	1027 hPa	23.60 °C	1940.00	st0.31	corr
N	06/03/2010	06:09	0.01	2054	182	0.07	17578	300	0	1331	436	0.01	1754	507	1027 hPa	23.55 °C	1940.00	st0.31	corr
N	06/03/2010	06:24	0.01	2000	182	0.07	17185	300	0	1190	436	0.01	1150	506	1027 hPa	23.49 °C	1940.00	st0.31	corr
N	06/03/2010	06:39	0.01	1693	182	0.06	16574	300	0	1018	437	0.01	1997	506	1027 hPa	23.43 °C	1940.00	st0.31	corr
N	06/03/2010	06:54	0	1404	183	0.06	16395	300	0	896	436	0.01	1308	506	1027 hPa	23.36 °C	1940.00	st0.31	corr
N	06/03/2010	07:09	0.01	2427	183	0.07	18343	301	0	1350	436	0.01	1556	507	1027 hPa	23.32 °C	1940.00	st0.31	corr
N	06/03/2010	07:24	0	1387	183	0.06	15210	301	0	788	436	0.01	1141	507	1027 hPa	23.23 °C	1940.00	st0.31	corr
N	06/03/2010	07:39	0.01	2442	184	0.06	15325	301	0	685	436	0.01	1253	507	1027 hPa	23.18 °C	1940.00	st0.31	corr
N	06/03/2010	07:54	0.01	3321	183	0.07	18030	301	0	1063	438	0.01	1417	509	1027 hPa	23.16 °C	1940.00	st0.31	corr
N	06/03/2010	08:09	0.01	3016	183	0.07	18219	301	0	1073	437	0.01	1476	508	1027 hPa	23.17 °C	1940.00	st0.31	corr
N	06/03/2010	08:24	0	1330	182	0.06	16413	300	0	1057	437	0.01	1282	507	1027 hPa	23.25 °C	1940.00	st0.31	corr
N	06/03/2010	08:39	0	994	182	0.06	14675	300	0	951	435	0	1019	506	1027 hPa	23.39 °C	1940.00	st0.31	corr
N	06/03/2010	08:54	0.01	2156	182	0.06	15377	299	0	861	434	0	866	504	1027 hPa	23.62 °C	1940.00	st0.31	corr
N	06/03/2010	09:09	0.01	3054	181	0.07	19049	298	0	1094	432	0.01	1222	502	1027 hPa	24.05 °C	1940.00	st0.31	corr
N	06/03/2010	09:24	0.01	2267	181	0.08	19717	298	0	828	445	0	1003	500	1026 hPa	24.70 °C	1940.00	st0.31	

N	06/03/2010	23:53	0	791	181	0.04	9885	299	0	844	434	0	617	505	1024 hPa	25.55 °C	1940.00 st0.31 corr
N	07/03/2010	00:08	0	506	181	0.03	6791	298	0	549	433	0	668	503	1024 hPa	25.23 °C	1940.00 st0.31 corr
N	07/03/2010	00:23	0	459	181	0.02	5491	299	0	280	433	0	576	504	1024 hPa	25.07 °C	1940.00 st0.31 corr
N	07/03/2010	00:38	0	633	181	0.02	5991	298	0	455	432	0	373	503	1024 hPa	25.01 °C	1940.00 st0.31 corr
N	07/03/2010	00:53	0	527	181	0.02	4883	298	0	474	432	0	314	502	1024 hPa	24.99 °C	1940.00 st0.31 corr
N	07/03/2010	01:08	0	385	181	0.02	3956	299	0	337	433	0	407	503	1024 hPa	24.97 °C	1940.00 st0.31 corr
N	07/03/2010	01:23	0	341	182	0.02	4032	299	0	401	432	0	367	504	1025 hPa	24.93 °C	1940.00 st0.31 corr
N	07/03/2010	01:38	0	497	182	0.02	3994	299	0	294	434	0	461	503	1025 hPa	24.90 °C	1940.00 st0.31 corr
N	07/03/2010	01:53	0	283	182	0.02	4176	299	0	286	433	0	346	503	1024 hPa	24.92 °C	1940.00 st0.31 corr
N	07/03/2010	02:08	0	336	182	0.01	3837	299	0	278	434	0	582	503	1024 hPa	24.99 °C	1940.00 st0.31 corr
N	07/03/2010	02:23	0	871	181	0.02	5450	299	0	417	434	0	578	503	1024 hPa	25.11 °C	1940.00 st0.31 corr
N	07/03/2010	02:38	0	187	181	0.02	4204	298	0	332	433	0	653	504	1024 hPa	25.33 °C	1940.00 st0.31 corr
N	07/03/2010	02:53	0	301	180	0.01	3364	298	0	311	432	0	378	502	1024 hPa	25.50 °C	1940.00 st0.31 corr
N	07/03/2010	03:08	0	441	181	0.01	3223	298	0	374	432	0	495	502	1024 hPa	25.57 °C	1940.00 st0.31 corr
N	07/03/2010	03:23	0	362	181	0.01	3229	298	0	272	432	0	372	503	1024 hPa	25.65 °C	1940.00 st0.31 corr
N	07/03/2010	03:38	0	174	180	0.01	2928	297	0	1289	446	0	424	502	1024 hPa	25.73 °C	1940.00 st0.31 corr
N	07/03/2010	03:53	0	393	181	0.01	2938	298	0	28	434	0	380	502	1024 hPa	25.73 °C	1940.00 st0.31 corr
N	07/03/2010	04:08	0	278	181	0.01	2428	299	0	278	433	0	560	502	1024 hPa	25.65 °C	1940.00 st0.31 corr
N	07/03/2010	04:23	0	406	181	0.01	2664	299	0	565	433	0	211	503	1024 hPa	25.54 °C	1940.00 st0.31 corr
N	07/03/2010	04:38	0	407	182	0.01	2992	299	0	302	433	0	469	503	1023 hPa	25.39 °C	1940.00 st0.31 corr
N	07/03/2010	04:53	0	217	182	0.01	2300	299	0	175	434	0	77	504	1024 hPa	25.24 °C	1940.00 st0.31 corr
N	07/03/2010	05:08	0	409	182	0.01	2594	299	0	252	435	0	119	489	1025 hPa	25.09 °C	1940.00 st0.31 corr
N	07/03/2010	05:23	0	354	182	0.01	2505	300	0	208	435	0	332	505	1025 hPa	24.95 °C	1940.00 st0.31 corr
N	07/03/2010	05:38	0	352	182	0.01	2513	300	0	341	436	0	360	507	1025 hPa	24.71 °C	1940.00 st0.31 corr
N	07/03/2010	05:53	0	395	181	0.01	1816	299	0	199	436	0	6	492	1025 hPa	24.62 °C	1940.00 st0.31 corr
N	07/03/2010	06:08	0	251	182	0.01	1801	299	0	1224	449	0	251	504	1025 hPa	24.47 °C	1940.00 st0.31 corr
N	07/03/2010	06:23	0	388	182	0.01	2046	299	0	240	434	0	137	505	1026 hPa	24.36 °C	1940.00 st0.31 corr
N	07/03/2010	06:38	0	337	182	0.01	2695	299	0	154	434	0	126	505	1025 hPa	24.29 °C	1940.00 st0.31 corr
N	07/03/2010	06:53	0	324	182	0.01	2570	299	0	299	434	0	141	503	1026 hPa	24.23 °C	1940.00 st0.31 corr
N	07/03/2010	07:08	0	277	182	0.01	2263	299	0	209	434	0	142	504	1026 hPa	24.26 °C	1940.00 st0.31 corr
N	07/03/2010	07:23	0	383	182	0.01	1981	299	0	17	435	0	8	487	1026 hPa	24.38 °C	1940.00 st0.31 corr
N	07/03/2010	07:38	0	216	182	0.01	1918	299	0	262	434	0	23	488	1026 hPa	24.45 °C	1940.00 st0.31 corr
N	07/03/2010	07:53	0	218	182	0.01	2313	300	0	260	434	0	68	490	1026 hPa	24.47 °C	1940.00 st0.31 corr
N	07/03/2010	08:08	0	126	182	0.01	2320	300	0	281	434	0	444	504	1026 hPa	24.45 °C	1940.00 st0.31 corr
N	07/03/2010	08:23	0	290	182	0.01	1982	300	0	1592	450	0	91	505	1027 hPa	24.41 °C	1940.00 st0.31 corr
N	07/03/2010	08:38	0	423	182	0.01	1977	300	0	131	435	0	110	505	1027 hPa	24.41 °C	1940.00 st0.31 corr
N	07/03/2010	08:53	0	147	181	0.01	1664	299	0	1209	449	0	277	504	1026 hPa	24.51 °C	1940.00 st0.31 corr
N	07/03/2010	09:08	0	282	180	0.01	1875	298	0	205	433	0	254	504	1026 hPa	24.87 °C	1940.00 st0.31 corr
N	07/03/2010	09:23	0	206	180	0.01	2301	297	0	1299	446	0	262	500	1026 hPa	25.54 °C	1940.00 st0.31 corr
N	07/03/2010	09:38	0	9	170	0.01	2153	300	0	128	435	0	7	489	1026 hPa	25.34 °C	1940.00 st0.31 corr
N	07/03/2010	09:53	0	153	190	0.01	2001	299	0	308	434	0	50	482	1026 hPa	25.33 °C	1940.00 st0.31 corr
N	07/03/2010	10:08	0	256	181	0.01	1897	299	0	85	434	0	415	504	1026 hPa	26.12 °C	1940.00 st0.31 corr
N	07/03/2010	10:23	0	157	181	0.01	2339	300	0	294	434	0	315	505	1026 hPa	26.15 °C	1940.00 st0.31 corr
N	07/03/2010	10:38	0	295	181	0.01	2069	299	0	465	434	0	297	501	1026 hPa	26.26 °C	1940.00 st0.31 corr
N	07/03/2010	10:53	0	221	182	0.01	2317	300	0	427	434	0	57	483	1026 hPa	26.41 °C	1940.00 st0.31 corr
N	07/03/2010	11:08	0	264	181	0.01	2191	298	0	756	446	0	100	480	1026 hPa	26.50 °C	1940.00 st0.31 corr
N	07/03/2010	11:23	0	191	180	0.01	1996	297	0	22	438	0	9	488	1026 hPa	26.44 °C	1940.00 st0.31 corr
N	07/03/2010	11:38	0	275	179	0.01	2023	297	0	136	433	0	173	503	1026 hPa	26.64 °C	1940.00 st0.31 corr
N	07/03/2010	11:53	0	251	182	0.01	2124	300	0	358	433	0	286	504	1026 hPa	26.86 °C	1940.00 st0.31 corr
N	07/03/2010	12:08	0	125	181	0.01	2033	297	0	1363	446	0	20	476	1026 hPa	26.72 °C	1940.00 st0.31 corr
N	07/03/2010	12:23	0	48	176	0.01	2060	298	0	222	435	0	47	477	1026 hPa	26.62 °C	1940.00 st0.31 corr
N	07/03/2010	12:38	0	268	182	0.01	1954	298	0	1	437	0	320	501	1026 hPa	26.58 °C	1940.00 st0.31 corr
N	07/03/2010	12:53	0	34	175	0.01	1644	298	0	125	433	0	311	503	1025 hPa	26.59 °C	1940.00 st0.31 corr
N	07/03/2010	13:08	0	411	182	0.01	1619	298	0	1097	446	0	256	503	1025 hPa	26.52 °C	1940.00 st0.31 corr
N	07/03/2010	13:23	0	136	182	0.01	1966	299	0	1	446	0	462	502	1025 hPa	26.50 °C	1940.00 st0.31 corr
N	07/03/2010	13:38	0	211	180	0.01	1791	298	0	151	435	0	28	481	1025 hPa	26.45 °C	1940.00 st0.31 corr
N	07/03/2010	13:53	0	343	180	0.01	1717	287	0	15	440	0	13	489	1025 hPa	26.45 °C	1940.00 st0.31 corr
N	07/03/2010	14:08	0	304	181	0.01	1871	297	0	1056	447	0	24	480	1025 hPa	26.57 °C	1940.00 st0.31 corr
N	07/03/2010	14:23	0	211	182	0.01	1672	298	0	1093	446	0	37	481	1025 hPa	26.58 °C	1940.00 st0.31 corr
N	07/03/2010	14:38	0	483	164	0.01	1724	299	0	9	438	0	57	487	1025 hPa	26.57 °C	1940.00 st0.31 corr
N	07/03/2010	14:53	0	608	182	0.01	2063	299	0	291	435	0	50	493	1025 hPa	26.52 °C	1940.00 st0.31 corr
N	07/03/2010	15:08	0	286	181	0.01	2057	299	0	1081	447	0	2	477	1025 hPa	26.51 °C	1940.00 st0.31 corr
N	07/03/2010	15:23	0	140	179	0.01	1872	298	0	15	434	0	193	486	1025 hPa	26.40 °C	1940.00 st0.31 corr
N	07/03/2010	15:38	0	323	180	0.01	1652	296	0	1110	447	0	88	476	1025 hPa	26.38 °C	1940.00 st0.31 corr
N	07/03/2010	15:53	0	152	182	0.01	1758	298	0	445	433	0	110	501	1025 hPa	26.38 °C	1940.00 st0.31 corr
N	07/03/2010	16:08	0	37	175	0.01	1736	298	0	255	434	0	18	477	1024 hPa	26.42 °C	1940.00 st0.31 corr
N	07/03/2010	16:23	0	45	178	0.01	1776	299	0	207	432	0	37	476	1025 hPa	26.37 °C	1940.00 st0.31 corr
N	07/03/2010	16:38	0	185	183	0.01	1823	298	0	70	434	0	128	502	1025 hPa	26.45 °C	1940.00 st0.31 corr
N	07/03/2010	16:53	0	136	180	0.01	1760	297	0	39	432	0	215	484	1025 hPa	26.45 °C	1940.00 st0.31 corr
N	07/03/2010	17:08	0	171	180	0.01	1591	297	0	981	446	0	156	506	1025 hPa	26.27 °C	1940.00 st0.31 corr
N	07/03/2010	17:23	0	20	176	0.01	1584	298	0	286	434	0	22	480	1025 hPa	26.26 °C	1940.00 st0.31 corr
N	07/03/2010	17:38	0	302	180	0.01	1833	298	0	456	435	0	20	477	1025 hPa	26.34 °C	1940.00 st0.31 corr
N	07/03/2010	17:53	0	239	184	0.01	1873	300	0	168	435	0	122	504	1025 hPa	26.88 °C	1940.00 st0.31 corr
N	07/03/2010	18:08	0	249	181	0.01	195	298	0	200	433	0	4	482			

N	08/03/2010	06:38	0	509	183	0.01	1663	301	0	57	437	0	16	478	1026 hPa	22.10 °C	1940.00 st0.31 corr
N	08/03/2010	06:55	0	191	183	0.01	1894	301	0	0	453	0	65	509	1027 hPa	22.09 °C	1940.00 st0.31 corr
N	08/03/2010	07:08	0	433	183	0.01	1954	301	0	770	452	0	95	491	1027 hPa	22.10 °C	1940.00 st0.31 corr
N	08/03/2010	07:23	0	546	183	0.01	2495	301	0	140	437	0	10	477	1026 hPa	22.09 °C	1940.00 st0.31 corr
N	08/03/2010	07:38	0	690	183	0.01	3711	301	0	118	436	0	85	506	1026 hPa	22.11 °C	1940.00 st0.31 corr
N	08/03/2010	07:53	0	911	183	0.02	5086	301	0	444	435	0	14	493	1026 hPa	22.21 °C	1940.00 st0.31 corr
N	08/03/2010	08:08	0	1275	183	0.04	9205	301	0	368	436	0	364	506	1026 hPa	22.33 °C	1940.00 st0.31 corr
N	08/03/2010	08:23	0	1771	183	0.03	8924	300	0	395	435	0	367	505	1026 hPa	22.48 °C	1940.00 st0.31 corr
N	08/03/2010	08:38	0	732	183	0.04	9199	301	0	580	435	0	543	506	1026 hPa	22.65 °C	1940.00 st0.31 corr
N	08/03/2010	08:53	0	552	183	0.03	7490	300	0	336	434	0	567	504	1026 hPa	22.91 °C	1940.00 st0.31 corr
N	08/03/2010	09:08	0	579	182	0.03	7523	300	0	244	434	0	939	504	1026 hPa	23.40 °C	1940.00 st0.31 corr
N	08/03/2010	09:23	0	543	181	0.03	7263	299	0	502	434	0	505	503	1025 hPa	24.11 °C	1940.00 st0.31 corr
N	08/03/2010	09:38	0	517	180	0.02	5980	298	0	589	432	0	567	502	1025 hPa	24.99 °C	1940.00 st0.31 corr
N	08/03/2010	09:53	0	328	183	0.02	4726	301	0	389	436	0	706	507	1025 hPa	25.94 °C	1940.00 st0.31 corr
N	08/03/2010	10:08	0	503	179	0.01	3414	296	0	1283	444	0	434	501	1025 hPa	26.00 °C	1940.00 st0.31 corr
N	08/03/2010	10:23	0	432	183	0.01	3644	299	0	550	433	0	212	503	1024 hPa	26.56 °C	1940.00 st0.31 corr
N	08/03/2010	10:38	0	10	176	0.01	3270	299	0	1559	448	0	316	503	1024 hPa	26.48 °C	1940.00 st0.31 corr
N	08/03/2010	10:53	0	268	180	0.01	2308	299	0	240	435	0	48	478	1024 hPa	26.36 °C	1940.00 st0.31 corr
N	08/03/2010	11:08	0	146	180	0.01	2184	299	0	308	435	0	138	502	1024 hPa	26.37 °C	1940.00 st0.31 corr
N	08/03/2010	11:23	0	53	173	0.01	2743	299	0	285	434	0	453	503	1024 hPa	26.44 °C	1940.00 st0.31 corr
N	08/03/2010	11:38	0	608	182	0.01	3126	300	0	13	439	0	197	502	1024 hPa	26.55 °C	1940.00 st0.31 corr
N	08/03/2010	11:53	0	564	180	0.02	5277	297	0	1099	446	0	332	503	1024 hPa	26.59 °C	1940.00 st0.31 corr
N	08/03/2010	12:08	0	390	179	0.02	4198	297	0	298	433	0	1	487	1024 hPa	26.51 °C	1940.00 st0.31 corr
N	08/03/2010	12:23	0	223	181	0.02	2987	298	0	223	446	0	73	503	1024 hPa	26.63 °C	1940.00 st0.31 corr
N	08/03/2010	12:38	0	519	180	0.01	2884	299	0	201	434	0	328	504	1024 hPa	26.53 °C	1940.00 st0.31 corr
N	08/03/2010	12:53	0	275	179	0.01	2739	296	0	199	433	0	140	503	1023 hPa	26.51 °C	1940.00 st0.31 corr
N	08/03/2010	13:08	0	396	182	0.01	2622	298	0	1531	445	0	75	478	1023 hPa	26.55 °C	1940.00 st0.31 corr
N	08/03/2010	13:23	0	182	180	0.01	2614	298	0	1220	446	0	174	500	1023 hPa	26.55 °C	1940.00 st0.31 corr
N	08/03/2010	13:38	0	95	180	0.01	2124	298	0	328	434	0	187	503	1023 hPa	26.57 °C	1940.00 st0.31 corr
N	08/03/2010	13:53	0	228	182	0.01	2011	298	0	1639	447	0	154	503	1023 hPa	26.58 °C	1940.00 st0.31 corr
N	08/03/2010	14:08	0	551	182	0.01	2127	298	0	220	432	0	268	485	1023 hPa	26.53 °C	1940.00 st0.31 corr
N	08/03/2010	14:23	0	177	182	0.01	2025	299	0	1245	447	0	145	501	1023 hPa	26.45 °C	1940.00 st0.31 corr
N	08/03/2010	14:38	0	275	180	0.01	2596	299	0	266	433	0	37	506	1023 hPa	26.47 °C	1940.00 st0.31 corr
N	08/03/2010	14:53	0	212	179	0.01	2648	298	0	215	433	0	11	480	1023 hPa	26.50 °C	1940.00 st0.31 corr
N	08/03/2010	15:08	0	390	179	0.01	2746	297	0	149	433	0	310	505	1023 hPa	26.44 °C	1940.00 st0.31 corr
N	08/03/2010	15:23	0	357	180	0.01	2260	297	0	970	444	0	239	499	1023 hPa	26.47 °C	1940.00 st0.31 corr
N	08/03/2010	15:38	0	261	182	0.01	2367	299	0	387	433	0	227	501	1023 hPa	26.57 °C	1940.00 st0.31 corr
N	08/03/2010	15:53	0	267	179	0.01	2573	298	0	343	434	0	40	486	1023 hPa	26.46 °C	1940.00 st0.31 corr
N	08/03/2010	16:08	0	375	181	0.01	2843	298	0	235	434	0	44	487	1023 hPa	26.38 °C	1940.00 st0.31 corr
N	08/03/2010	16:23	0	443	180	0.01	2890	299	0	443	433	0	356	503	1023 hPa	26.32 °C	1940.00 st0.31 corr
N	08/03/2010	16:38	0	407	180	0.01	2880	297	0	147	432	0	167	502	1024 hPa	26.45 °C	1940.00 st0.31 corr
N	08/03/2010	16:53	0	274	182	0.01	2263	300	0	125	433	0	26	501	1023 hPa	26.32 °C	1940.00 st0.31 corr
N	08/03/2010	17:08	0	568	180	0.01	2362	297	0	924	445	0	66	501	1024 hPa	26.20 °C	1940.00 st0.31 corr
N	08/03/2010	17:23	0	337	179	0.01	2658	297	0	1205	445	0	484	501	1024 hPa	26.27 °C	1940.00 st0.31 corr
N	08/03/2010	17:38	0	310	180	0.01	3491	297	0	1491	445	0	79	499	1024 hPa	26.59 °C	1940.00 st0.31 corr
N	08/03/2010	17:53	0	581	183	0.02	4504	300	0	205	434	0	35	491	1024 hPa	26.64 °C	1940.00 st0.31 corr
N	08/03/2010	18:08	0	393	180	0.02	4347	297	0	1931	446	0	367	501	1025 hPa	26.24 °C	1940.00 st0.31 corr
N	08/03/2010	18:23	0	847	181	0.02	6416	298	0	20	437	0	488	502	1024 hPa	26.22 °C	1940.00 st0.31 corr
N	08/03/2010	18:38	0	506	181	0.02	5902	298	0	33	439	0	350	501	1025 hPa	26.29 °C	1940.00 st0.31 corr
N	08/03/2010	18:53	0	759	181	0.02	6403	299	0	1445	446	0	649	501	1025 hPa	26.29 °C	1940.00 st0.31 corr
N	08/03/2010	19:08	0	986	181	0.03	7220	299	0	386	433	0	22	505	1025 hPa	26.20 °C	1940.00 st0.31 corr
N	08/03/2010	19:23	0	949	181	0.03	7962	299	0	320	434	0	477	504	1026 hPa	26.10 °C	1940.00 st0.31 corr
N	08/03/2010	19:38	0	1283	181	0.04	10750	299	0	614	434	0	638	504	1026 hPa	25.99 °C	1940.00 st0.31 corr
N	08/03/2010	19:53	0	1293	181	0.05	12892	299	0	581	434	0	815	504	1026 hPa	25.86 °C	1940.00 st0.31 corr
N	08/03/2010	20:08	0	875	181	0.05	13305	299	0	899	434	0.01	1169	503	1026 hPa	25.75 °C	1940.00 st0.31 corr
N	08/03/2010	20:23	0	925	181	0.04	11601	298	0	805	436	0	864	503	1026 hPa	25.59 °C	1940.00 st0.31 corr
N	08/03/2010	20:38	0	1019	181	0.04	11584	299	0	605	439	0	718	503	1026 hPa	25.43 °C	1940.00 st0.31 corr
N	08/03/2010	20:53	0	876	182	0.05	13036	299	0	616	439	0	921	503	1026 hPa	25.33 °C	1940.00 st0.31 corr
N	08/03/2010	21:08	0	968	182	0.05	12019	300	0	751	434	0	910	504	1026 hPa	25.19 °C	1940.00 st0.31 corr
N	08/03/2010	21:23	0	1127	183	0.05	12251	300	0	625	436	0	800	505	1026 hPa	25.02 °C	1940.00 st0.31 corr
N	08/03/2010	21:38	0	908	182	0.05	11916	300	0	591	435	0	861	506	1027 hPa	24.84 °C	1940.00 st0.31 corr
N	08/03/2010	21:53	0	543	182	0.04	9346	300	0	301	435	0	874	506	1027 hPa	24.65 °C	1940.00 st0.31 corr
N	08/03/2010	22:08	0	634	182	0.03	8119	299	0	764	435	0	489	505	1027 hPa	24.52 °C	1940.00 st0.31 corr
N	08/03/2010	22:23	0	448	182	0.03	7983	299	0	224	435	0	502	505	1027 hPa	24.38 °C	1940.00 st0.31 corr
N	08/03/2010	22:38	0	562	182	0.03	6716	299	0	419	434	0	470	505	1027 hPa	24.24 °C	1940.00 st0.31 corr
N	08/03/2010	22:53	0	550	182	0.02	5785	300	0	333	434	0	377	505	1027 hPa	24.12 °C	1940.00 st0.31 corr
N	08/03/2010	23:08	0	751	183	0.02	5919	300	0	424	435	0	597	505	1027 hPa	24.05 °C	1940.00 st0.31 corr
N	08/03/2010	23:23	0	602	183	0.02	5896	300	0	890	435	0	850	506	1027 hPa	23.99 °C	1940.00 st0.31 corr
N	08/03/2010	23:38	0	366	183	0.02	5056	301	0	346	436	0	195	505	1027 hPa	23.88 °C	1940.00 st0.31 corr
N	08/03/2010	23:53	0	395	183	0.02	4143	300	0	477	437	0	583	507	1027 hPa	23.77 °C	1940.00 st0.31 corr
N	09/03/2010	00:08	0	293	183	0.01	3600	300	0	388	437	0	259	508	1027 hPa	23.66 °C	1940.00 st0.31 corr
N	09/03/2010	00:23	0	331	183	0.01	3378	301	0	328	437	0	329	508	1027 hPa	23.55 °C	1940.00 st0.31 corr
N	09/03/2010	00:38	0	372	183	0.01	3566	300	0	223	437	0	123	491	1027 hPa	23.46 °C	1940.00 st0.31 corr
N	09/03/2010	00:53	0	326	183	0.01	3230	300									

N	09/03/2010	13:23	0	201	181	0.01	1688	298	0	197	433	0	368	505	1028 hPa	26.43 °C	1940.00 st0.31 corr
N	09/03/2010	13:38	0	349	180	0.01	1845	299	0	92	433	0	1	492	1028 hPa	26.44 °C	1940.00 st0.31 corr
N	09/03/2010	13:53	0	109	180	0.01	1724	299	0	103	433	0	223	503	1028 hPa	26.43 °C	1940.00 st0.31 corr
N	09/03/2010	14:08	0	70	181	0.01	1457	299	0	1811	447	0	440	504	1028 hPa	26.41 °C	1940.00 st0.31 corr
N	09/03/2010	14:23	0	234	182	0.01	1978	299	0	169	433	0	282	503	1028 hPa	26.39 °C	1940.00 st0.31 corr
N	09/03/2010	14:38	0	464	182	0.01	2173	298	0	258	433	0	427	504	1027 hPa	26.35 °C	1940.00 st0.31 corr
N	09/03/2010	14:53	0	339	182	0.01	2165	298	0	296	433	0	50	481	1028 hPa	26.34 °C	1940.00 st0.31 corr
N	09/03/2010	15:08	0	205	181	0.01	2149	298	0	83	433	0	66	503	1027 hPa	26.39 °C	1940.00 st0.31 corr
N	09/03/2010	15:23	0	345	181	0.01	2347	298	0	55	437	0	59	502	1027 hPa	26.34 °C	1940.00 st0.31 corr
N	09/03/2010	15:38	0	385	182	0.01	2381	299	0	101	432	0	212	503	1027 hPa	26.34 °C	1940.00 st0.31 corr
N	09/03/2010	15:53	0	214	182	0.01	2104	299	0	26	438	0	2	483	1027 hPa	26.25 °C	1940.00 st0.31 corr
N	09/03/2010	16:08	0	9	172	0.01	2312	299	0	142	433	0	116	502	1028 hPa	26.29 °C	1940.00 st0.31 corr
N	09/03/2010	16:23	0	219	180	0.01	1930	298	0	197	433	0	267	503	1027 hPa	26.34 °C	1940.00 st0.31 corr
N	09/03/2010	16:38	0	208	181	0.01	1928	298	0	1246	448	0	184	486	1028 hPa	26.39 °C	1940.00 st0.31 corr
N	09/03/2010	16:53	0	181	182	0.01	1849	299	0	1277	447	0	188	484	1027 hPa	26.35 °C	1940.00 st0.31 corr
N	09/03/2010	17:08	0	254	180	0.01	2225	297	0	28	434	0	287	503	1027 hPa	26.42 °C	1940.00 st0.31 corr
N	09/03/2010	17:23	0	279	179	0.01	3008	297	0	228	434	0	294	506	1028 hPa	26.35 °C	1940.00 st0.31 corr
N	09/03/2010	17:38	0	257	179	0.01	2815	297	0	251	432	0	110	478	1028 hPa	26.52 °C	1940.00 st0.31 corr
N	09/03/2010	17:53	0	454	180	0.02	4607	297	0	1651	446	0	249	502	1028 hPa	26.74 °C	1940.00 st0.31 corr
N	09/03/2010	18:08	0	518	181	0.03	7261	298	0	1505	447	0	556	503	1028 hPa	26.80 °C	1940.00 st0.31 corr
N	09/03/2010	18:23	0	593	180	0.03	8676	297	0	2286	446	0	396	501	1028 hPa	26.39 °C	1940.00 st0.31 corr
N	09/03/2010	18:38	0	895	183	0.04	11485	301	0	913	435	0	399	505	1028 hPa	26.69 °C	1940.00 st0.31 corr
N	09/03/2010	18:53	0	750	180	0.04	11078	298	0	497	432	0	386	502	1029 hPa	26.27 °C	1940.00 st0.31 corr
N	09/03/2010	19:08	0.01	1890	180	0.06	15177	298	0.01	3446	446	0.01	115	502	1029 hPa	25.22 °C	1940.00 st0.31 corr
N	09/03/2010	19:23	0.01	2535	180	0.09	23679	297	0.01	4630	446	0	783	501	1029 hPa	26.57 °C	1940.00 st0.31 corr
N	09/03/2010	19:38	0.01	2012	181	0.09	24005	298	0	1200	432	0	977	501	1029 hPa	26.82 °C	1940.00 st0.31 corr
N	09/03/2010	19:53	0.01	2450	181	0.12	30465	298	0	1565	432	0.01	1272	501	1029 hPa	26.93 °C	1940.00 st0.31 corr
N	09/03/2010	20:08	0.01	2051	181	0.13	33432	299	0	1542	433	0.01	1643	503	1029 hPa	26.92 °C	1940.00 st0.31 corr
N	09/03/2010	20:23	0.01	1839	181	0.12	30843	298	0	1404	433	0.01	1861	503	1029 hPa	26.87 °C	1940.00 st0.31 corr
N	09/03/2010	20:38	0.01	2019	181	0.1	26593	298	0	1313	433	0	1109	504	1029 hPa	26.73 °C	1940.00 st0.31 corr
N	09/03/2010	20:53	0.01	1682	181	0.09	23988	298	0	1218	433	0.01	1718	504	1029 hPa	26.55 °C	1940.00 st0.31 corr
N	09/03/2010	21:08	0	1499	181	0.08	21871	298	0	965	433	0.01	2017	503	1029 hPa	26.35 °C	1940.00 st0.31 corr
N	09/03/2010	21:23	0	1237	181	0.08	19532	298	0	1048	432	0.01	1351	503	1029 hPa	26.19 °C	1940.00 st0.31 corr
N	09/03/2010	21:38	0	1282	181	0.06	15612	298	0	1041	432	0	927	503	1029 hPa	26.06 °C	1940.00 st0.31 corr
N	09/03/2010	21:53	0	892	181	0.05	13268	298	0	1053	432	0	1053	502	1029 hPa	25.91 °C	1940.00 st0.31 corr
N	09/03/2010	22:08	0	781	181	0.04	11144	298	0	779	432	0	903	502	1029 hPa	25.74 °C	1940.00 st0.31 corr
N	09/03/2010	22:23	0	1109	182	0.04	11202	299	0	847	433	0	742	504	1029 hPa	25.66 °C	1940.00 st0.31 corr
N	09/03/2010	22:38	0	909	182	0.05	11729	300	0	505	434	0	705	504	1030 hPa	25.59 °C	1940.00 st0.31 corr
N	09/03/2010	22:53	0	640	182	0.03	8750	300	0	391	435	0	1048	505	1030 hPa	25.46 °C	1940.00 st0.31 corr
N	09/03/2010	23:08	0	596	182	0.02	5732	300	0	598	435	0	570	505	1030 hPa	25.36 °C	1940.00 st0.31 corr
N	09/03/2010	23:23	0	372	182	0.02	5054	300	0	430	435	0	223	506	1030 hPa	25.27 °C	1940.00 st0.31 corr
N	09/03/2010	23:38	0	465	182	0.03	6907	299	0	428	435	0	520	506	1030 hPa	25.19 °C	1940.00 st0.31 corr
N	09/03/2010	23:53	0.01	1788	181	0.05	12482	299	0	650	434	0	712	504	1030 hPa	25.12 °C	1940.00 st0.31 corr
N	10/03/2010	00:08	0.01	2136	182	0.07	19330	299	0	1019	434	0	1061	504	1030 hPa	25.11 °C	1940.00 st0.31 corr
N	10/03/2010	00:23	0.01	2016	182	0.1	25239	299	0	1250	434	0.01	1345	504	1030 hPa	25.11 °C	1940.00 st0.31 corr
N	10/03/2010	00:38	0.01	2882	182	0.11	29442	299	0	1166	433	0.01	1988	504	1030 hPa	25.09 °C	1940.00 st0.31 corr
N	10/03/2010	00:53	0.01	3197	182	0.13	33354	299	0	1764	434	0.01	1756	504	1030 hPa	25.05 °C	1940.00 st0.31 corr
N	10/03/2010	01:08	0.01	2631	182	0.13	32692	300	0	1070	434	0.01	1494	504	1029 hPa	25.00 °C	1940.00 st0.31 corr
N	10/03/2010	01:23	0.01	2043	183	0.11	28866	300	0	1421	434	0.01	1438	504	1029 hPa	24.95 °C	1940.00 st0.31 corr
N	10/03/2010	01:38	0	1511	183	0.09	22903	300	0	1464	435	0.01	1729	506	1029 hPa	24.89 °C	1940.00 st0.31 corr
N	10/03/2010	01:53	0	993	183	0.07	17573	301	0	1315	436	0.01	1450	506	1029 hPa	24.80 °C	1940.00 st0.31 corr
N	10/03/2010	02:08	0	548	182	0.04	11278	300	0	960	436	0.01	1372	507	1030 hPa	24.69 °C	1940.00 st0.31 corr
N	10/03/2010	02:23	0	764	182	0.03	8470	300	0	765	436	0	994	507	1030 hPa	24.58 °C	1940.00 st0.31 corr
N	10/03/2010	02:38	0	571	182	0.03	7532	300	0	765	436	0	685	507	1029 hPa	24.50 °C	1940.00 st0.31 corr
N	10/03/2010	02:53	0	628	182	0.03	7480	300	0	703	436	0	534	506	1029 hPa	24.46 °C	1940.00 st0.31 corr
N	10/03/2010	03:08	0	783	182	0.03	8273	300	0	508	436	0	529	505	1029 hPa	24.40 °C	1940.00 st0.31 corr
N	10/03/2010	03:23	0	842	182	0.04	9318	300	0	692	436	0	656	505	1029 hPa	24.30 °C	1940.00 st0.31 corr
N	10/03/2010	03:38	0	704	182	0.04	9496	300	0	775	436	0	804	506	1029 hPa	24.18 °C	1940.00 st0.31 corr
N	10/03/2010	03:53	0.01	2590	183	0.05	12023	300	0	543	436	0	776	505	1029 hPa	24.11 °C	1940.00 st0.31 corr
N	10/03/2010	04:08	0	858	183	0.03	8664	300	0	580	435	0	590	505	1029 hPa	24.02 °C	1940.00 st0.31 corr
N	10/03/2010	04:23	0	460	183	0.02	6392	300	0	491	435	0	485	505	1029 hPa	23.94 °C	1940.00 st0.31 corr
N	10/03/2010	04:38	0	351	183	0.02	5236	301	0	408	436	0	435	506	1029 hPa	23.80 °C	1940.00 st0.31 corr
N	10/03/2010	04:53	0	353	166	0.02	4440	301	0	293	436	0	572	507	1029 hPa	23.64 °C	1940.00 st0.31 corr
N	10/03/2010	05:08	0	380	184	0.02	3944	301	0	404	437	0	458	507	1029 hPa	23.53 °C	1940.00 st0.31 corr
N	10/03/2010	05:23	0	242	183	0.01	3619	301	0	400	437	0	46	484	1029 hPa	23.41 °C	1940.00 st0.31 corr
N	10/03/2010	05:38	0	196	183	0.01	3255	301	0	1518	452	0	35	489	1029 hPa	23.31 °C	1940.00 st0.31 corr
N	10/03/2010	05:53	0	317	183	0.01	3341	301	0	398	437	0	6	492	1029 hPa	23.20 °C	1940.00 st0.31 corr
N	10/03/2010	06:08	0	411	183	0.01	3328	301	0	95	438	0	144	490	1029 hPa	23.10 °C	1940.00 st0.31 corr
N	10/03/2010	06:23	0	351	183	0.01	3548	301	0	275	438	0	92	491	1029 hPa	23.00 °C	1940.00 st0.31 corr
N	10/03/2010	06:38	0	380	183	0.01	2852	301	0	373	436	0	371	508	1030 hPa	22.89 °C	1940.00 st0.31 corr
N	10/03/2010	06:53	0	337	183	0.01	2792	301	0	1557	451	0	68	508	1030 hPa	22.80 °C	1940.00 st0.31 corr
N	10/03/2010	07:08	0	326	183	0.01	3105	300	0	436	436	0	142	508	1030 hPa	22.75 °C	1940.00 st0.31 corr
N	10/03/2010	07:23	0	473	183	0.01	3593	300									

N	10/03/2010	20:08	0	554	180	0.03	6520	298	0	383	433	0	821	502	1027 hPa	26.08 °C	1940.00	st0.31	corr
N	10/03/2010	20:23	0	492	180	0.03	7529	298	0	815	432	0	643	503	1027 hPa	26.36 °C	1940.00	st0.31	corr
N	10/03/2010	20:38	0	677	183	0.03	7243	301	0	439	435	0	127	505	1027 hPa	26.70 °C	1940.00	st0.31	corr
N	10/03/2010	20:53	0	707	180	0.02	6327	298	0	1444	446	0	552	501	1027 hPa	26.05 °C	1940.00	st0.31	corr
N	10/03/2010	21:08	0	537	180	0.03	6536	297	0	2197	445	0	430	501	1027 hPa	26.13 °C	1940.00	st0.31	corr
N	10/03/2010	21:23	0	660	181	0.02	6078	297	0	617	432	0	711	505	1027 hPa	26.50 °C	1940.00	st0.31	corr
N	10/03/2010	21:38	0	600	181	0.03	6842	298	0	1994	446	0	863	500	1027 hPa	26.48 °C	1940.00	st0.31	corr
N	10/03/2010	21:53	0	490	181	0.03	6797	298	0	1985	446	0	321	502	1027 hPa	26.02 °C	1940.00	st0.31	corr
N	10/03/2010	22:08	0	883	181	0.03	7097	298	0	358	432	0	494	502	1027 hPa	26.32 °C	1940.00	st0.31	corr
N	10/03/2010	22:23	0	378	180	0.02	6490	298	0	375	433	0	348	502	1027 hPa	26.68 °C	1940.00	st0.31	corr
N	10/03/2010	22:38	0	534	180	0.02	6388	297	0.01	2385	446	0	486	501	1027 hPa	26.91 °C	1940.00	st0.31	corr
N	10/03/2010	22:53	0	536	180	0.02	6207	297	0	2017	445	0	548	501	1027 hPa	27.02 °C	1940.00	st0.31	corr
N	10/03/2010	23:08	0	806	180	0.03	7424	297	0	2298	445	0	912	501	1027 hPa	27.11 °C	1940.00	st0.31	corr
N	10/03/2010	23:23	0	529	180	0.03	7861	297	0	2068	445	0	463	500	1027 hPa	27.19 °C	1940.00	st0.31	corr
N	10/03/2010	23:38	0	605	180	0.04	9690	297	0.01	2742	445	0	494	499	1027 hPa	27.25 °C	1940.00	st0.31	corr
N	10/03/2010	23:53	0	570	180	0.03	8930	297	0	2233	445	0	483	501	1027 hPa	27.27 °C	1940.00	st0.31	corr
N	11/03/2010	00:08	0	618	180	0.03	7312	298	0.01	2316	445	0	314	501	1026 hPa	27.27 °C	1940.00	st0.31	corr
N	11/03/2010	00:23	0	526	180	0.03	6617	298	0	664	432	0	73	481	1027 hPa	27.24 °C	1940.00	st0.31	corr
N	11/03/2010	00:38	0	324	180	0.02	5743	297	0	299	432	0	257	502	1027 hPa	27.22 °C	1940.00	st0.31	corr
N	11/03/2010	00:53	0	346	182	0.02	5651	301	0	229	437	0	592	506	1027 hPa	27.24 °C	1940.00	st0.31	corr
N	11/03/2010	01:08	0	369	180	0.02	4681	298	0	838	446	0	148	485	1027 hPa	26.48 °C	1940.00	st0.31	corr
N	11/03/2010	01:23	0	504	180	0.02	4354	298	0	1359	446	0	583	501	1027 hPa	26.09 °C	1940.00	st0.31	corr
N	11/03/2010	01:38	0	429	181	0.02	4515	298	0	1447	446	0	327	502	1026 hPa	26.18 °C	1940.00	st0.31	corr
N	11/03/2010	01:53	0	299	181	0.02	4391	298	0	433	432	0	450	501	1027 hPa	26.19 °C	1940.00	st0.31	corr
N	11/03/2010	02:08	0	495	181	0.02	4262	298	0	504	432	0	343	501	1027 hPa	26.12 °C	1940.00	st0.31	corr
N	11/03/2010	02:23	0	479	181	0.02	4633	298	0	196	432	0	37	478	1026 hPa	26.07 °C	1940.00	st0.31	corr
N	11/03/2010	02:38	0	152	184	0.02	6003	299	0	428	432	0	371	502	1026 hPa	26.05 °C	1940.00	st0.31	corr
N	11/03/2010	02:53	0	246	184	0.02	4577	299	0	273	433	0	2	489	1026 hPa	26.01 °C	1940.00	st0.31	corr
N	11/03/2010	03:08	0	564	181	0.02	5975	299	0	608	433	0	394	503	1026 hPa	25.93 °C	1940.00	st0.31	corr
N	11/03/2010	03:23	0	761	181	0.03	7031	299	0	925	434	0	798	504	1026 hPa	25.79 °C	1940.00	st0.31	corr
N	11/03/2010	03:38	0	1259	181	0.03	8810	299	0	870	434	0	762	504	1026 hPa	25.67 °C	1940.00	st0.31	corr
N	11/03/2010	03:53	0.01	1648	181	0.05	12341	299	0	747	433	0	676	503	1026 hPa	25.54 °C	1940.00	st0.31	corr
N	11/03/2010	04:08	0	612	181	0.03	7244	298	0	425	433	0	534	504	1026 hPa	25.35 °C	1940.00	st0.31	corr
N	11/03/2010	04:23	0	336	182	0.02	3912	299	0	596	434	0	355	504	1026 hPa	25.12 °C	1940.00	st0.31	corr
N	11/03/2010	04:38	0	213	182	0.01	3366	299	0	225	434	0	428	504	1026 hPa	24.88 °C	1940.00	st0.31	corr
N	11/03/2010	04:53	0	129	182	0.01	2812	299	0	381	434	0	212	504	1026 hPa	24.68 °C	1940.00	st0.31	corr
N	11/03/2010	05:08	0	293	182	0.01	2720	300	0	169	433	0	167	504	1026 hPa	24.58 °C	1940.00	st0.31	corr
N	11/03/2010	05:23	0	331	183	0.01	2656	300	0	116	434	0	156	505	1026 hPa	24.51 °C	1940.00	st0.31	corr
N	11/03/2010	05:38	0	289	183	0.01	2238	300	0	179	436	0	11	492	1026 hPa	24.40 °C	1940.00	st0.31	corr
N	11/03/2010	05:53	0	562	182	0.01	2715	300	0	6	441	0	166	508	1026 hPa	24.33 °C	1940.00	st0.31	corr
N	11/03/2010	06:08	0	548	182	0.01	3525	300	0	225	437	0	174	507	1026 hPa	24.26 °C	1940.00	st0.31	corr
N	11/03/2010	06:23	0	748	182	0.02	5675	300	0	351	436	0	477	507	1026 hPa	24.18 °C	1940.00	st0.31	corr
N	11/03/2010	06:38	0.02	6075	182	0.07	17953	300	0	604	435	0	709	506	1026 hPa	24.14 °C	1940.00	st0.31	corr
N	11/03/2010	06:53	0.03	8930	182	0.11	29924	300	0	1011	435	0	875	506	1027 hPa	24.05 °C	1940.00	st0.31	corr
N	11/03/2010	07:08	0.02	4829	182	0.11	28830	300	0	670	434	0	785	505	1027 hPa	23.99 °C	1940.00	st0.31	corr
N	11/03/2010	07:23	0.01	2519	182	0.08	19677	300	0	838	434	0	653	505	1027 hPa	23.94 °C	1940.00	st0.31	corr
N	11/03/2010	07:38	0	1057	182	0.05	13307	300	0	903	434	0	700	504	1027 hPa	23.91 °C	1940.00	st0.31	corr
N	11/03/2010	07:53	0.01	1923	182	0.05	13428	300	0	1143	434	0	677	504	1026 hPa	23.95 °C	1940.00	st0.31	corr
N	11/03/2010	08:08	0.01	2775	183	0.06	14860	300	0	1025	433	0	839	504	1027 hPa	24.07 °C	1940.00	st0.31	corr
N	11/03/2010	08:23	0.01	3151	183	0.07	18854	300	0	1111	434	0	802	504	1026 hPa	24.24 °C	1940.00	st0.31	corr
N	11/03/2010	08:38	0.01	2543	182	0.07	17455	299	0	966	433	0.01	688	504	1026 hPa	24.47 °C	1940.00	st0.31	corr
N	11/03/2010	08:53	0.01	2375	181	0.06	15535	299	0	991	433	0.01	1218	502	1026 hPa	24.89 °C	1940.00	st0.31	corr
N	11/03/2010	09:08	0.01	3655	180	0.07	18870	298	0.02	7033	446	0	1026	501	1026 hPa	25.54 °C	1940.00	st0.31	corr
N	11/03/2010	09:23	0.01	2764	183	0.07	18429	299	0	1554	432	0.01	1203	502	1026 hPa	26.40 °C	1940.00	st0.31	corr
N	11/03/2010	09:38	0.01	2651	183	0.06	16902	300	0	1069	432	0.01	1859	503	1026 hPa	26.24 °C	1940.00	st0.31	corr
N	11/03/2010	09:53	0.01	2818	182	0.06	16928	298	0.02	10747	446	0.01	1663	501	1026 hPa	26.24 °C	1940.00	st0.31	corr
N	11/03/2010	10:08	0.01	2018	181	0.05	14069	297	0.02	10217	446	0.01	1499	499	1025 hPa	26.30 °C	1940.00	st0.31	corr
N	11/03/2010	10:23	0.01	2006	180	0.05	11213	296	0	1150	432	0.01	1771	503	1025 hPa	26.55 °C	1940.00	st0.31	corr
N	11/03/2010	10:38	0.01	2444	182	0.05	11762	299	0	82	437	0.01	1290	500	1025 hPa	26.64 °C	1940.00	st0.31	corr
N	11/03/2010	10:53	0.01	2850	180	0.05	12639	298	0	968	433	0	1051	503	1025 hPa	26.61 °C	1940.00	st0.31	corr
N	11/03/2010	11:08	0.01	1796	182	0.05	12569	298	0.02	8783	446	0.01	1342	502	1025 hPa	26.65 °C	1940.00	st0.31	corr
N	11/03/2010	11:23	0	1042	182	0.04	10195	299	0	636	446	0	965	501	1025 hPa	26.64 °C	1940.00	st0.31	corr
N	11/03/2010	11:38	0	723	180	0.03	7573	298	0	673	432	0	1012	502	1025 hPa	26.62 °C	1940.00	st0.31	corr
N	11/03/2010	11:53	0	713	180	0.02	4885	298	0	510	432	0	822	502	1024 hPa	26.65 °C	1940.00	st0.31	corr
N	11/03/2010	12:08	0	242	180	0.01	3742	298	0	378	434	0	757	504	1024 hPa	26.55 °C	1940.00	st0.31	corr
N	11/03/2010	12:23	0	242	181	0.01	3096	298	0	181	433	0	559	504	1024 hPa	26.51 °C	1940.00	st0.31	corr
N	11/03/2010	12:38	0	206	182	0.01	2917	299	0	159	432	0	314	503	1024 hPa	26.47 °C	1940.00	st0.31	corr
N	11/03/2010	12:53	0	223	182	0.01	2594	299	0	146	432	0	511	502	1024 hPa	26.44 °C	1940.00	st0.31	corr
N	11/03/2010	13:08	0	230	182	0.01													

N	12/03/2010	02:52	0	468	180	0.02	4091	297	0.01	2543	444	0	259	500	1022 hPa	27.22 °C	1940.00	str0.31	corr
N	12/03/2010	03:07	0	458	180	0.01	3323	297	0	1825	445	0	295	500	1022 hPa	27.18 °C	1940.00	str0.31	corr
N	12/03/2010	03:22	0	715	180	0.02	4005	297	0	1733	445	0	397	501	1022 hPa	27.24 °C	1940.00	str0.31	corr
N	12/03/2010	03:37	0	892	179	0.03	7081	297	0	2176	445	0	464	500	1021 hPa	27.29 °C	1940.00	str0.31	corr
N	12/03/2010	03:52	0	566	179	0.02	5459	296	0.01	2818	445	0	524	499	1022 hPa	27.31 °C	1940.00	str0.31	corr
N	12/03/2010	04:07	0	220	179	0.01	3623	296	0.01	2710	444	0	322	499	1022 hPa	27.32 °C	1940.00	str0.31	corr
N	12/03/2010	04:22	0	288	180	0.02	4318	296	0.01	3183	444	0	508	498	1021 hPa	27.34 °C	1940.00	str0.31	corr
N	12/03/2010	04:37	0	356	180	0.01	3840	296	0.01	3120	444	0	407	498	1021 hPa	27.32 °C	1940.00	str0.31	corr
N	12/03/2010	04:52	0	151	180	0.01	3430	297	0.01	2650	444	0	347	500	1021 hPa	27.19 °C	1940.00	str0.31	corr
N	12/03/2010	05:07	0	223	180	0.01	3427	297	0.01	2516	445	0	493	500	1021 hPa	27.10 °C	1940.00	str0.31	corr
N	12/03/2010	05:22	0	239	180	0.01	3634	297	0.01	3345	445	0	357	500	1022 hPa	27.13 °C	1940.00	str0.31	corr
N	12/03/2010	05:37	0	307	183	0.02	3969	300	0	793	434	0	127	487	1022 hPa	27.23 °C	1940.00	str0.31	corr
N	12/03/2010	05:52	0	339	180	0.02	4482	297	0.01	5422	446	0	996	501	1022 hPa	26.40 °C	1940.00	str0.31	corr
N	12/03/2010	06:07	0	310	180	0.02	5400	297	0.01	6330	445	0.01	1144	501	1022 hPa	26.41 °C	1940.00	str0.31	corr
N	12/03/2010	06:22	0	237	179	0.02	4485	296	0.02	6990	444	0.01	1189	499	1022 hPa	26.78 °C	1940.00	str0.31	corr
N	12/03/2010	06:37	0	218	179	0.01	3857	296	0.01	6784	444	0	931	498	1022 hPa	27.01 °C	1940.00	str0.31	corr
N	12/03/2010	06:52	0	288	179	0.01	3182	296	0.01	5151	444	0.01	1130	499	1022 hPa	27.08 °C	1940.00	str0.31	corr
N	12/03/2010	07:07	0	105	179	0.01	3200	296	0.01	5169	446	0	924	503	1022 hPa	27.17 °C	1940.00	str0.31	corr
N	12/03/2010	07:22	0	130	180	0.01	2564	297	0.01	5100	445	0	713	499	1022 hPa	26.99 °C	1940.00	str0.31	corr
N	12/03/2010	07:37	0	18	172	0.01	2394	297	0.01	3561	445	0	557	500	1023 hPa	26.35 °C	1940.00	str0.31	corr
N	12/03/2010	07:52	0	292	180	0.01	3575	297	0.01	3878	446	0	591	500	1023 hPa	26.61 °C	1940.00	str0.31	corr
N	12/03/2010	08:07	0	264	180	0.01	3501	298	0.01	3771	446	0	874	501	1023 hPa	26.90 °C	1940.00	str0.31	corr
N	12/03/2010	08:22	0	543	179	0.01	3579	297	0.01	3490	446	0	648	500	1023 hPa	26.37 °C	1940.00	str0.31	corr
N	12/03/2010	08:37	0	325	180	0.02	4262	297	0.01	3617	446	0	955	501	1023 hPa	26.71 °C	1940.00	str0.31	corr
N	12/03/2010	08:52	0	748	182	0.02	5767	299	0	531	432	0	792	502	1023 hPa	26.44 °C	1940.00	str0.31	corr
N	12/03/2010	09:07	0	554	182	0.02	5133	299	0	6	438	0	872	502	1023 hPa	26.11 °C	1940.00	str0.31	corr
N	12/03/2010	09:22	0	505	182	0.02	4647	298	0.01	3940	446	0	601	500	1023 hPa	26.06 °C	1940.00	str0.31	corr
N	12/03/2010	09:37	0	216	181	0.01	3513	298	0	422	432	0	714	503	1023 hPa	26.17 °C	1940.00	str0.31	corr

For inspection purposes only.
Consent of copyright owner required for any other use.