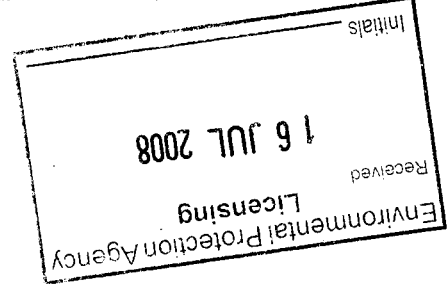



Comhairle Contae Chorcaí Cork County Council

Administration Section
Wastewater Discharge Licence Section
Office of Climate, Licencing and Resource Use
Environmental Protection Agency
HQ PO Box 3000
Johnstown Castle Estate
County Wexford
Ireland

Environmental Directorate,
Inniscarra, Co. Cork.
Tel. No. (021) 4532700 • Fax No. (021) 4532727
Web: www.corkcoco.ie
An Stiúrthóireacht Comhshaoil,
Inis Cara, Co. Corcaigh.
Fón: (021) 4532700 • Faics: (021) 4532727
Suíomh Gréasáin: www.corkcoco.ie



Subject :WWDA Register Number – D0436-01 Ringaskiddy Village

9th July 2009

Dear Sir or Madam,


Cork County Council are submitting additional information in the form of a revised Attachment E4 in respect of the WWDA licence application D0436-01 for the Ringaskiddy Village agglomeration as the (TBT) Tributyl Tin result data was not available at the time that the application was submitted to the agency in June 2009

The electronic copy is a true copy of the data attached to this letter..

Should you have any queries or clarification my contact details are supplied below


Phone no. 021-4532707
E mail valerie.hannon@corkcoco.ie

Yours Sincerely


Valerie Hannon,
A/Senior Executive Scientist
Environment Directorate

c.c. Water Services South, Cork County Council, Co. Hall ,Cork

For inspection purposes only.
Consent of copyright owner required for any other use.



Attachment E4 Revised -Ringaskiddy Village -Register Number D0436-01

Revised Attachment E4 Ringaskiddy Village Primary Discharge Outlet				Revised Attachment E4 Ringaskiddy Village Ambient Data Table E4			
Sample Date	2/4/2009	14/5/2009		Sample Date	14/5/2009		
Sample	Effluent	Effluent	Average	Sample	Coastal Waters	Comments	Average
Sample Code	GT447	GT665		Sample Code	GT664		
Flow M ³ /Day	*	*		Flow M ³ /Day	*		
pH	7.6	8.6	8.1	pH	8.0		8.0
Temperature °C	*	*		Temperature °C	*		*
Cond 20 °C	*	10710	10710	Cond 20 °C	45800		45800
SS mg/L	5	108	56.5	SS mg/L	31		31
NH ₃ mg/L	*	66.4	66.4	NH ₃ mg/L	0.6"	saline interference	0.6"
BOD mg/L	5	84	44.5	BOD mg/L	2		2
COD mg/L	<21	350	350	COD mg/L	21		21
TN mg/L	2.2	119.3	60.75	TN mg/L	0.4		0.4
Nitrite mg/L	*	<0.10	<0.10	Nitrite mg/L	<0.10		<0.10
Nitrate mg/L	*	<0.50	<0.50	Nitrate mg/L	<0.50		<0.50
TP mg/L	0.29	7.36	3.825	TP mg/L	0.082		0.082
O-PO4-P mg/L	*	6.39	6.39	O-PO4-P mg/L	<0.05		<0.05
SO4 mg/L	no result available	saline interference		SO4 mg/L	saline interference	no result available	saline interference
Phenols µg/L	*	<0.10	<0.10	Phenols µg/L	<0.1		<0.1
Atrazine µg/L	*	<0.01	<0.01	Atrazine µg/L	<0.01		<0.01
Dichloromethane	*	<1	<1	Dichloromethane µg/L	<1		<1
Simazine µg/L	*	<0.01	<0.01	Simazine µg/L	<0.01		<0.01
Toluene µg/L	*	<0.28	<0.28	Toluene µg/L	<0.28		<0.28
Tributyltin µg/L	*	<0.10	<0.10	Tributyltin µg/L	<0.02		<0.02
Xylenes µg/L	*	<1	<1	Xylenes µg/L	<1		<1
Arsenic µg/L	*	<0.96	<0.96	Arsenic µg/L	2.8		2.8
Chromium ug/L	<20	<20	<20	Chromium ug/L	<20		<20
Copper ug/L	<20	<20	<20	Copper ug/L	58.54		58.54
Cyanide µg/L	*	5	5	Cyanide µg/L	5		5
Fluoride µg/L	*	455	455	Fluoride µg/L	641	saline interference	641
Lead ug/L	<20	<20	<20	Lead ug/L	<20		<20
Nickel ug/L	<20	<20	<20	Nickel ug/L	<20		<20
Zinc ug/L	<20	42	42	Zinc ug/L	56.74		56.74
Boron ug/L	402.3	602	502.15	Boron ug/L	<20		<20
Cadmium ug/L	<20	<20	<20	Cadmium ug/L	<20		<20
Mercury µg/L	*	<0.2	<0.2	Mercury µg/L	<0.2		<0.2
Selenium µg/L	*	112.5	112.5	Selenium µg/L	2.4		2.4
Barium ug/L	<20	<20	<20	Barium ug/L	<20		<20

TBT Detection limit raised due to complications with sample matrix prior to analysis "=saline interference