

| DATE      | Concentration ( $\mu\text{g}/\text{m}^3$ ) |
|-----------|--|
| 7/16/2003 | 76.89                                      |
| 7/17/2003 | 31.31                                      |
| 7/18/2003 | 37.59                                      |
| 7/19/2003 | 34.89                                      |
| 7/20/2003 | 20.50                                      |
| 7/21/2003 | 30.11                                      |
| 7/22/2003 | 36.01                                      |
| 7/23/2003 | 25.57                                      |
| 7/24/2003 | 49.78                                      |
| 7/25/2003 | 28.53                                      |
| 7/26/2003 | 19.79                                      |
| 7/27/2003 | 20.21                                      |
| 7/28/2003 | 26.28                                      |
| 7/29/2003 | 20.79                                      |
| 7/30/2003 | 36.47                                      |
| 7/31/2003 | 52.44                                      |
| 8/1/2003  | 41.29                                      |
| 8/2/2003  | 28.57                                      |
| 8/3/2003  | 20.58                                      |
| 8/4/2003  | 19.71                                      |
| 8/5/2003  | 55.85                                      |
| 8/6/2003  | 62.58                                      |
| 8/7/2003  | 50.69                                      |
| 8/8/2003  | 42.71                                      |
| 8/9/2003  | 55.14                                      |
| 8/10/2003 | 20.83                                      |
| 8/11/2003 | 31.65                                      |
| 8/12/2003 | 35.68                                      |
| 8/13/2003 | 29.19                                      |
| 8/14/2003 | 35.10                                      |
| 8/15/2003 | 41.79                                      |
| 8/16/2003 | 25.70                                      |
| 8/17/2003 | 32.85                                      |
| 8/18/2003 | 29.36                                      |
| 8/19/2003 | 29.90                                      |
| 8/20/2003 | 28.90                                      |
| 8/21/2003 | 32.44                                      |
| 8/22/2003 | 18.26                                      |
| 8/23/2003 | 25.95                                      |
| 8/24/2003 | 18.55                                      |
| 8/25/2003 | 50.57                                      |
| 8/27/2003 | 26.66                                      |
| 8/29/2003 | 25.03                                      |
| 8/31/2003 | 12.02                                      |
| 9/2/2003  | 27.32                                      |
| 9/4/2003  | 44.58                                      |
| 9/6/2003  | 14.47                                      |
| 9/8/2003  | 27.03                                      |
| 9/10/2003 | 18.59                                      |
| 9/12/2003 | 39.09                                      |
| 9/14/2003 | 15.14                                      |
| 9/15/2003 | 51.35                                      |
| 9/16/2003 | 51.77                                      |
| 9/17/2003 | 46.45                                      |
| 9/18/2003 | 25.12                                      |

Environmental Protection Agency  
76.9  
24 APR 2003  
ORAL HEARING  
RECEIVED

OH Sub No. 33

Recd From: Dublin City Council

WIS 50A  
WISCONSIN DEPARTMENT OF  
NATURAL RESOURCES

|            |        |
|------------|--------|
| 9/19/2003  | 21.06  |
| 9/20/2003  | 29.82  |
| 9/21/2003  | 21.54  |
| 9/22/2003  | 13.72  |
| 9/23/2003  | 23.12  |
| 9/24/2003  | 30.94  |
| 9/25/2003  | 36.59  |
| 9/26/2003  | 27.03  |
| 9/27/2003  | 23.54  |
| 9/28/2003  | 12.85  |
| 9/29/2003  | 26.74  |
| 9/30/2003  | 22.25  |
| 11/21/2003 | 84.04  |
| 11/23/2003 | 24.95  |
| 11/25/2003 | 39.34  |
| 11/27/2003 | 31.60  |
| 11/29/2003 | 6.45   |
| 12/1/2003  | 33.39  |
| 12/3/2003  | 43.37  |
| 12/5/2003  | 63.50  |
| 12/7/2003  | 20.42  |
| 12/9/2003  | 28.07  |
| 12/11/2003 | 61.17  |
| 12/13/2003 | 8.19   |
| 12/15/2003 | 148.37 |
| 12/17/2003 | 65.33  |
| 12/19/2003 | 48.86  |
| 12/21/2003 | 7.61   |
| 12/23/2003 | 9.15   |
| 12/25/2003 | 10.02  |
| 12/27/2003 | 7.19   |
| 12/29/2003 | 41.17  |
| 12/31/2003 | 14.18  |
| 1/2/2004   | 22.50  |
| 1/4/2004   | 30.73  |
| 1/6/2004   | 31.89  |
| 1/8/2004   | 23.37  |
| 1/10/2004  | 23.99  |
| 1/12/2004  | 21.91  |
| 1/13/2004  | 19.79  |
| 1/14/2004  | 27.11  |
| 1/15/2004  | 16.63  |
| 1/16/2004  | 20.67  |
| 1/17/2004  | 35.68  |
| 1/18/2004  | 22.54  |
| 1/19/2004  | 11.60  |
| 1/20/2004  | 19.34  |
| 1/21/2004  | 62.83  |
| 1/22/2004  | 33.18  |
| 1/23/2004  | 35.18  |
| 1/27/2004  | 20.58  |
| 1/28/2004  | 19.67  |
| 1/29/2004  | 52.06  |
| 1/30/2004  | 30.56  |
| 1/31/2004  | 8.69   |
| 2/1/2004   | 13.56  |
| 2/2/2004   | 30.02  |
| 2/3/2004   | 15.09  |

Copyright © 2003. Inspection purposes only. All rights reserved. No part may be reproduced without the written permission of the copyright owner required for its use.

|           |       |
|-----------|-------|
| 2/4/2004  | 11.19 |
| 2/5/2004  | 36.51 |
| 2/6/2004  | 41.63 |
| 2/7/2004  | 16.30 |
| 2/8/2004  | 22.12 |
| 2/9/2004  | 43.83 |
| 2/10/2004 | 36.14 |
| 2/11/2004 | 61.21 |
| 2/12/2004 | 56.35 |
| 2/13/2004 | 69.57 |
| 2/14/2004 | 70.11 |
| 2/15/2004 | 63.12 |

|           |       |    |
|-----------|-------|----|
| 1/11/2005 | 22.00 | 33 |
| 1/12/2005 | 25.70 | 33 |
| 1/13/2005 | 53.73 | 34 |
| 1/14/2005 | 11.64 | 34 |
| 1/15/2005 | 25.53 | 34 |
| 1/16/2005 | 15.05 | 33 |
| 1/17/2005 | 11.85 | 33 |
| 1/18/2005 | 11.56 | 33 |
| 1/19/2005 | 12.68 | 31 |
| 1/20/2005 | 10.48 | 31 |
| 1/21/2005 | 28.11 | 31 |
| 1/22/2005 | 13.43 | 30 |
| 1/23/2005 | 18.01 | 30 |
| 1/24/2005 | 33.68 | 30 |
| 1/27/2005 | 43.50 | 30 |
| 1/28/2005 | 62.21 | 32 |
| 1/29/2005 | 45.66 | 33 |
| 1/30/2005 | 36.55 | 33 |
| 1/31/2005 | 11.35 | 33 |
| 2/1/2005  | 32.93 | 34 |
| 2/2/2005  | 51.11 | 34 |
| 2/3/2005  | 44.62 | 34 |
| 2/4/2005  | 41.50 | 35 |
| 2/5/2005  | 26.49 | 35 |
| 2/6/2005  | 21.67 | 34 |
| 2/7/2005  | 52.02 | 35 |
| 2/8/2005  | 46.82 | 34 |
| 2/9/2005  | 57.72 | 35 |
| 2/10/2005 | 81.92 | 35 |
| 2/11/2005 | 41.58 | 34 |
| 2/12/2005 | 21.25 | 33 |
| 2/13/2005 | 24.83 | 33 |
| 2/14/2005 | 44.41 | 33 |
| 2/15/2005 | 87.37 | 34 |
| 2/16/2005 | 91.23 | 37 |
| 2/17/2005 | 45.37 | 38 |
| 2/18/2005 | 38.59 | 38 |
| 2/19/2005 | 37.05 | 39 |
| 2/20/2005 | 18.30 | 39 |
| 2/21/2005 | 22.04 | 40 |
| 2/23/2005 | 3.53  | 40 |
| 2/24/2005 | 27.24 | 39 |
| 2/25/2005 | 31.35 | 40 |
| 2/26/2005 | 39.96 | 41 |

|           |       |    |
|-----------|-------|----|
| 2/27/2005 | 45.49 | 41 |
| 2/28/2005 | 45.41 | 41 |
| 3/1/2005  | 46.24 | 41 |
| 3/2/2005  | 30.15 | 40 |
| 3/3/2005  | 64.54 | 41 |
| 3/4/2005  | 42.04 | 42 |
| 3/5/2005  | 75.02 | 43 |
| 3/6/2005  | 37.59 | 43 |
| 3/7/2005  | 49.48 | 43 |
| 3/8/2005  | 46.86 | 43 |
| 3/9/2005  | 41.58 | 44 |
| 3/10/2005 | 38.59 | 44 |
| 3/11/2005 | 28.48 | 44 |
| 3/15/2005 | 33.60 | 43 |
| 3/16/2005 | 70.03 | 44 |
| 3/17/2005 | 57.22 | 43 |
| 3/18/2005 | 79.19 | 44 |
| 3/19/2005 | 31.15 | 44 |
| 3/20/2005 | 53.60 | 45 |
| 3/21/2005 | 43.16 | 45 |
| 3/22/2005 | 40.46 | 44 |
| 4/2/2005  | 47.74 | 42 |
| 4/3/2005  | 49.94 | 42 |
| 4/4/2005  | 32.06 | 42 |
| 4/5/2005  | 30.02 | 42 |
| 4/6/2005  | 15.05 | 42 |
| 4/7/2005  | 22.00 | 42 |
| 4/8/2005  | 31.48 | 43 |
| 4/9/2005  | 19.13 | 43 |
| 4/10/2005 | 13.43 | 42 |
| 4/11/2005 | 31.60 | 42 |
| 4/12/2005 | 26.61 | 41 |
| 5/4/2005  | 37.92 | 41 |
| 5/5/2005  | 24.24 | 40 |
| 5/6/2005  | 27.07 | 40 |
| 8/31/2005 | 44.29 | 39 |
| 9/1/2005  | 17.63 | 39 |
| 9/2/2005  | 21.29 | 37 |
| 9/3/2005  | 29.82 | 37 |
| 9/4/2005  | 39.09 | 36 |
| 9/5/2005  | 40.13 | 36 |
| 9/6/2005  | 39.50 | 36 |
| 9/7/2005  | 25.57 | 36 |
| 9/8/2005  | 20.54 | 35 |
| 9/9/2005  | 13.60 | 35 |
| 9/10/2005 | 23.99 | 33 |
| 9/11/2005 | 13.31 | 32 |
| 9/12/2005 | 37.92 | 30 |
| 9/13/2005 | 23.45 | 30 |
| 9/14/2005 | 21.17 | 29 |
| 9/16/2005 | 23.49 | 29 |
| 9/17/2005 | 14.01 | 28 |
| 9/18/2005 | 7.57  | 26 |
| 9/19/2005 | 23.37 | 25 |
| 9/20/2005 | 34.72 | 26 |
| 9/21/2005 | 23.37 | 25 |
| 9/22/2005 | 18.42 | 25 |
| 9/23/2005 | 22.37 | 25 |

|            |        |    |
|------------|--------|----|
| 9/24/2005  | 26.66  | 25 |
| 9/25/2005  | 8.28   | 25 |
| 9/26/2005  | 23.66  | 25 |
| 9/27/2005  | 26.41  | 25 |
| 9/28/2005  | 26.36  | 25 |
| 9/29/2005  | 24.91  | 25 |
| 9/30/2005  | 24.33  | 25 |
| 10/1/2005  | 13.06  | 24 |
| 10/2/2005  | 22.21  | 24 |
| 10/3/2005  | 51.94  | 25 |
| 10/4/2005  | 40.96  | 25 |
| 10/5/2005  | 39.05  | 26 |
| 10/6/2005  | 36.93  | 26 |
| 10/7/2005  | 28.19  | 25 |
| 10/8/2005  | 13.68  | 24 |
| 10/9/2005  | 14.01  | 24 |
| 10/10/2005 | 16.22  | 24 |
| 10/11/2005 | 10.27  | 24 |
| 10/12/2005 | 24.87  | 24 |
| 10/13/2005 | 43.21  | 25 |
| 10/14/2005 | 47.95  | 25 |
| 10/15/2005 | 34.14  | 25 |
| 10/18/2005 | 45.03  | 26 |
| 10/19/2005 | 18.05  | 26 |
| 10/20/2005 | 37.84  | 27 |
| 10/21/2005 | 16.84  | 27 |
| 10/22/2005 | 25.16  | 27 |
| 10/23/2005 | 12.23  | 26 |
| 10/24/2005 | 31.31  | 27 |
| 10/25/2005 | 16.67  | 27 |
| 10/26/2005 | 25.07  | 27 |
| 10/27/2005 | 35.05  | 27 |
| 10/28/2005 | 33.89  | 28 |
| 10/29/2005 | 15.14  | 27 |
| 10/30/2005 | 13.97  | 27 |
| 10/31/2005 | 21.71  | 27 |
| 11/1/2005  | 35.18  | 27 |
| 11/2/2005  | 24.95  | 27 |
| 11/3/2005  | 12.06  | 27 |
| 11/4/2005  | 52.27  | 28 |
| 11/5/2005  | 23.12  | 27 |
| 11/6/2005  | 14.30  | 26 |
| 11/7/2005  | 7.28   | 25 |
| 11/8/2005  | 35.01  | 25 |
| 11/9/2005  | 39.38  | 26 |
| 11/10/2005 | 34.14  | 26 |
| 11/11/2005 | 28.19  | 27 |
| 11/12/2005 | 21.50  | 27 |
| 11/13/2005 | 23.83  | 27 |
| 11/14/2005 | 9.90   | 27 |
| 11/15/2005 | 46.82  | 27 |
| 11/16/2005 | 47.28  | 27 |
| 11/17/2005 | 94.19  | 29 |
| 11/18/2005 | 26.05  | 28 |
| 11/19/2005 | 101.09 | 31 |
| 11/20/2005 | 125.54 | 34 |
| 11/21/2005 | 98.34  | 36 |
| 11/22/2005 | 99.84  | 39 |

For inspection purposes only  
 Copyright owner required for other use.

|            |       |    |
|------------|-------|----|
| 11/23/2005 | 71.11 | 41 |
| 11/24/2005 | 29.27 | 41 |
| 11/25/2005 | 11.14 | 41 |
| 11/26/2005 | 15.59 | 40 |
| 11/27/2005 | 15.47 | 40 |
| 11/28/2005 | 22.83 | 39 |
| 11/29/2005 | 28.40 | 40 |
| 11/30/2005 | 34.35 | 40 |
| 12/1/2005  | 12.81 | 40 |
| 12/2/2005  | 29.52 | 40 |
| 12/3/2005  | 21.46 | 40 |
| 12/4/2005  | 10.15 | 40 |
| 12/5/2005  | 18.59 | 39 |
| 12/6/2005  | 52.31 | 40 |
| 12/7/2005  | 18.26 | 40 |
| 12/8/2005  | 36.39 | 41 |
| 12/9/2005  | 12.85 | 40 |
| 12/10/2005 | 25.66 | 39 |
| 12/11/2005 | 24.33 | 39 |
| 12/12/2005 | 61.42 | 40 |
| 12/13/2005 | 51.11 | 41 |
| 12/14/2005 | 23.12 | 41 |
| 12/15/2005 | 28.28 | 42 |
| 12/16/2005 | 40.38 | 42 |
| 12/17/2005 | 41.67 | 41 |
| 12/18/2005 | 19.60 | 39 |
| 12/19/2005 | 65.37 | 40 |
| 1/26/2006  | 41.54 | 38 |
| 1/27/2006  | 47.61 | 36 |
| 1/28/2006  | 25.12 | 33 |
| 1/30/2006  | 10.73 | 31 |
| 1/31/2006  | 74.60 | 31 |
| 2/1/2006   | 50.15 | 31 |
| 2/2/2006   | 61.42 | 33 |
| 2/3/2006   | 71.90 | 35 |
| 2/4/2006   | 69.03 | 36 |
| 2/5/2006   | 53.81 | 37 |
| 2/6/2006   | 69.24 | 39 |
| 2/7/2006   | 35.35 | 39 |
| 2/8/2006   | 29.07 | 39 |
| 2/9/2006   | 48.69 | 40 |
| 2/10/2006  | 93.35 | 42 |
| 2/11/2006  | 25.45 | 43 |
| 2/12/2006  | 14.89 | 43 |
| 2/13/2006  | 21.83 | 42 |
| 2/14/2006  | 34.47 | 42 |
| 2/15/2006  | 30.48 | 42 |
| 2/16/2006  | 41.13 | 43 |
| 2/17/2006  | 73.73 | 44 |
| 2/18/2006  | 91.57 | 47 |
| 2/19/2006  | 55.47 | 46 |
| 2/20/2006  | 43.16 | 46 |
| 2/21/2006  | 32.81 | 47 |
| 2/22/2006  | 72.48 | 48 |
| 2/24/2006  | 47.45 | 48 |
| 2/25/2006  | 46.12 | 48 |
| 2/26/2006  | 21.62 | 48 |
| 2/27/2006  | 37.88 | 47 |

|           |       |    |
|-----------|-------|----|
| 2/28/2006 | 20.55 | 47 |
| 3/1/2006  | 37.59 | 46 |
| 3/2/2006  | 49.44 | 47 |
| 3/3/2006  | 59.67 | 49 |
| 3/4/2006  | 20.63 | 47 |
| 3/5/2006  | 13.27 | 46 |
| 3/6/2006  | 37.09 | 45 |
| 3/7/2006  | 11.85 | 43 |
| 3/8/2006  | 12.64 | 41 |
| 3/9/2006  | 30.36 | 41 |
| 3/10/2006 | 35.10 | 40 |
| 3/11/2006 | 29.27 | 39 |
| 3/12/2006 | 26.53 | 39 |
| 3/13/2006 | 10.23 | 38 |
| 3/14/2006 | 32.52 | 36 |
| 3/15/2006 | 72.69 | 38 |
| 3/16/2006 | 48.86 | 39 |
| 3/17/2006 | 36.26 | 39 |
| 3/18/2006 | 42.91 | 39 |
| 3/19/2006 | 25.45 | 39 |
| 3/20/2006 | 29.32 | 39 |
| 3/21/2006 | 31.35 | 37 |
| 3/24/2006 | 24.91 | 35 |
| 3/25/2006 | 18.05 | 34 |
| 3/26/2006 | 23.25 | 33 |
| 3/27/2006 | 22.75 | 33 |
| 3/28/2006 | 20.04 | 31 |
| 3/29/2006 | 60.71 | 32 |
| 3/30/2006 | 38.67 | 32 |
| 3/31/2006 | 38.05 | 32 |
| 4/1/2006  | 19.13 | 32 |
| 4/3/2006  | 29.11 | 32 |
| 4/4/2006  | 42.42 | 32 |
| 4/5/2006  | 45.83 | 32 |
| 4/12/2006 | 27.99 | 31 |
| 4/13/2006 | 24.04 | 31 |
| 4/14/2006 | 19.75 | 31 |
| 4/15/2006 | 16.13 | 31 |
| 4/16/2006 | 9.86  | 30 |
| 4/17/2006 | 17.26 | 31 |
| 4/18/2006 | 32.68 | 31 |
| 4/19/2006 | 25.78 | 30 |
| 4/20/2006 | 27.78 | 30 |
| 4/22/2006 | 32.44 | 31 |
| 4/23/2006 | 22.37 | 31 |
| 4/24/2006 | 26.41 | 31 |
| 4/25/2006 | 15.34 | 29 |
| 4/26/2006 | 26.53 | 28 |
| 4/27/2006 | 42.33 | 28 |
| 4/28/2006 | 47.50 | 28 |
| 4/29/2006 | 29.32 | 29 |
| 4/30/2006 | 25.53 | 28 |
| 5/1/2006  | 7.15  | 28 |
| 5/2/2006  | 14.06 | 27 |
| 5/3/2006  | 25.12 | 28 |
| 5/4/2006  | 10.94 | 27 |
| 5/5/2006  | 24.58 | 27 |
| 8/11/2006 | 15.22 | 27 |

inspection purposes only  
 copyright owner required for other use.

|           |       |    |
|-----------|-------|----|
| 8/12/2006 | 10.06 | 25 |
| 8/13/2006 | 8.11  | 24 |
| 8/15/2006 | 5.36  | 23 |
| 8/16/2006 | 33.93 | 24 |
| 8/17/2006 | 42.87 | 24 |
| 8/18/2006 | 41.08 | 24 |
| 8/19/2006 | 11.19 | 23 |
| 8/20/2006 | 7.15  | 23 |
| 8/21/2006 | 20.58 | 22 |
| 8/22/2006 | 37.51 | 23 |
| 8/23/2006 | 27.65 | 23 |
| 8/24/2006 | 28.32 | 24 |
| 8/26/2006 | 17.76 | 24 |
| 8/27/2006 | 13.35 | 23 |
| 8/28/2006 | 22.37 | 23 |
| 8/29/2006 | 29.15 | 23 |
| 8/30/2006 | 23.91 | 23 |
| 8/31/2006 | 45.37 | 24 |
| 9/1/2006  | 28.24 | 24 |
| 9/2/2006  | 7.73  | 24 |
| 9/3/2006  | 5.99  | 23 |
| 9/4/2006  | 38.96 | 23 |
| 9/5/2006  | 32.73 | 22 |
| 9/6/2006  | 17.76 | 22 |
| 9/7/2006  | 27.36 | 22 |
| 9/8/2006  | 28.11 | 23 |
| 9/10/2006 | 31.98 | 23 |
| 9/11/2006 | 22.79 | 23 |
| 9/12/2006 | 18.30 | 23 |
| 9/13/2006 | 15.26 | 23 |
| 9/14/2006 | 38.51 | 24 |
| 9/15/2006 | 37.05 | 25 |
| 9/16/2006 | 40.75 | 26 |
| 9/17/2006 | 11.81 | 26 |
| 9/18/2006 | 19.67 | 26 |
| 9/19/2006 | 39.42 | 25 |
| 9/20/2006 | 16.34 | 25 |
| 9/21/2006 | 35.64 | 25 |
| 9/22/2006 | 19.21 | 26 |
| 9/23/2006 | 22.41 | 26 |
| 9/24/2006 | 31.02 | 26 |
| 9/25/2006 | 41.25 | 26 |
| 9/26/2006 | 51.36 | 27 |
| 9/27/2006 | 17.88 | 27 |
| 9/28/2006 | 54.52 | 28 |
| 9/29/2006 | 55.72 | 29 |
| 9/30/2006 | 17.80 | 29 |
| 10/1/2006 | 8.28  | 28 |
| 10/2/2006 | 32.56 | 28 |
| 10/3/2006 | 30.98 | 28 |
| 10/4/2006 | 38.38 | 29 |
| 10/5/2006 | 13.43 | 29 |
| 10/6/2006 | 25.74 | 29 |
| 1/6/2007  | 17.67 | 28 |
| 1/7/2007  | 10.94 | 28 |
| 1/8/2007  | 16.84 | 28 |
| 1/9/2007  | 35.47 | 28 |
| 1/10/2007 | 37.26 | 28 |

Copyright © 2007. All rights reserved. Inspection purposes only. Copyright owner required for any use.



|           |       |    |
|-----------|-------|----|
| 1/11/2007 | 24.16 | 28 |
| 1/12/2007 | 25.49 | 28 |
| 1/13/2007 | 19.63 | 29 |
| 1/14/2007 | 22.00 | 28 |
| 1/15/2007 | 50.36 | 29 |
| 1/16/2007 | 23.41 | 28 |
| 1/17/2007 | 29.40 | 29 |
| 1/24/2007 | 35.93 | 29 |
| 1/25/2007 | 7.06  | 28 |
| 1/31/2007 | 10.94 | 28 |
| 2/1/2007  | 15.88 | 27 |
| 2/2/2007  | 62.29 | 29 |
| 2/28/2007 | 4.32  | 28 |
| 3/1/2007  | 17.55 | 28 |
| 3/2/2007  | 32.81 | 27 |
| 3/3/2007  | 22.58 | 26 |
| 3/5/2007  | 44.74 | 27 |
| 3/6/2007  | 42.91 | 27 |
| 3/7/2007  | 59.34 | 27 |
| 3/8/2007  | 51.06 | 28 |
| 3/9/2007  | 83.04 | 30 |
| 3/10/2007 | 34.18 | 31 |
| 3/11/2007 | 35.30 | 31 |
| 3/12/2007 | 54.22 | 31 |
| 3/13/2007 | 82.29 | 33 |
| 6/16/2007 | 20.79 | 33 |
| 6/17/2007 | 11.98 | 33 |
| 6/18/2007 | 26.74 | 34 |
| 6/19/2007 | 42.54 | 34 |
| 6/20/2007 | 26.32 | 34 |
| 6/21/2007 | 23.99 | 34 |
| 6/22/2007 | 51.61 | 35 |
| 6/23/2007 | 16.09 | 34 |
| 6/24/2007 | 30.23 | 35 |
| 6/25/2007 | 10.94 | 34 |
| 6/26/2007 | 26.20 | 33 |
| 6/27/2007 | 26.16 | 34 |
| 6/28/2007 | 27.32 | 33 |
| 6/29/2007 | 22.75 | 33 |
| 6/30/2007 | 18.59 | 33 |
| 7/1/2007  | 15.18 | 34 |
| 7/2/2007  | 17.92 | 34 |
| 7/3/2007  | 18.42 | 32 |
| 7/4/2007  | 15.80 | 33 |
| 7/5/2007  | 23.12 | 33 |
| 7/6/2007  | 23.62 | 32 |
| 7/7/2007  | 15.64 | 32 |
| 7/8/2007  | 10.19 | 31 |
| 7/9/2007  | 12.77 | 30 |
| 7/10/2007 | 26.70 | 29 |
| 7/13/2007 | 11.64 | 28 |
| 7/14/2007 | 13.81 | 26 |
| 7/15/2007 | 24.33 | 25 |
| 7/16/2007 | 26.99 | 25 |
| 7/17/2007 | 26.20 | 24 |
| 7/18/2007 | 39.96 | 23 |
| 7/19/2007 | 35.51 | 23 |
| 7/24/2007 | 23.91 | 24 |

inspection purposes only  
 copyright owner required for other use.

|            |       |    |
|------------|-------|----|
| 7/25/2007  | 52.35 | 24 |
| 8/4/2007   | 14.06 | 23 |
| 8/30/2007  | 23.20 | 23 |
| 8/31/2007  | 10.94 | 23 |
| 9/1/2007   | 12.93 | 22 |
| 9/2/2007   | 11.14 | 22 |
| 9/3/2007   | 26.70 | 21 |
| 9/4/2007   | 18.59 | 22 |
| 9/6/2007   | 41.08 | 22 |
| 9/7/2007   | 48.31 | 23 |
| 9/8/2007   | 27.24 | 23 |
| 9/9/2007   | 14.10 | 23 |
| 9/10/2007  | 34.97 | 23 |
| 9/11/2007  | 42.00 | 24 |
| 9/12/2007  | 44.91 | 25 |
| 9/13/2007  | 47.95 | 26 |
| 9/14/2007  | 37.97 | 27 |
| 9/15/2007  | 32.60 | 27 |
| 9/16/2007  | 16.38 | 27 |
| 9/17/2007  | 29.32 | 27 |
| 9/18/2007  | 33.47 | 28 |
| 9/19/2007  | 23.95 | 28 |
| 9/20/2007  | 44.58 | 29 |
| 9/21/2007  | 34.68 | 29 |
| 9/22/2007  | 33.60 | 30 |
| 9/23/2007  | 12.81 | 30 |
| 9/24/2007  | 18.96 | 29 |
| 9/25/2007  | 36.97 | 30 |
| 9/26/2007  | 41.08 | 30 |
| 9/27/2007  | 32.73 | 30 |
| 9/28/2007  | 29.65 | 30 |
| 9/29/2007  | 16.51 | 29 |
| 9/30/2007  | 22.12 | 29 |
| 10/1/2007  | 46.66 | 30 |
| 10/2/2007  | 23.91 | 30 |
| 10/3/2007  | 29.77 | 31 |
| 10/4/2007  | 45.24 | 32 |
| 10/5/2007  | 54.97 | 33 |
| 10/6/2007  | 65.12 | 34 |
| 10/7/2007  | 39.42 | 34 |
| 10/8/2007  | 41.38 | 34 |
| 10/9/2007  | 40.88 | 34 |
| 10/10/2007 | 36.05 | 35 |
| 10/16/2007 | 53.93 | 36 |
| 10/17/2007 | 54.22 | 36 |
| 10/18/2007 | 66.78 | 37 |
| 10/19/2007 | 57.22 | 37 |
| 10/20/2007 | 37.51 | 37 |
| 10/21/2007 | 30.90 | 37 |
| 10/22/2007 | 32.81 | 38 |
| 10/23/2007 | 53.60 | 38 |
| 10/24/2007 | 96.60 | 40 |
| 10/27/2007 | 26.24 | 41 |
| 10/28/2007 | 9.56  | 39 |
| 10/29/2007 | 14.43 | 39 |
| 10/30/2007 | 29.36 | 39 |
| 10/31/2007 | 27.45 | 39 |
| 11/1/2007  | 34.02 | 40 |

|            |       |    |
|------------|-------|----|
| 11/2/2007  | 49.65 | 40 |
| 11/3/2007  | 22.91 | 39 |
| 11/4/2007  | 24.28 | 39 |
| 11/5/2007  | 37.30 | 39 |
| 11/9/2007  | 39.30 | 40 |
| 11/10/2007 | 24.49 | 40 |
| 11/11/2007 | 17.92 | 39 |
| 11/12/2007 | 36.72 | 40 |
| 11/13/2007 | 39.05 | 40 |
| 11/14/2007 | 22.04 | 39 |
| 11/15/2007 | 58.13 | 39 |
| 11/16/2007 | 74.06 | 40 |
| 11/17/2007 | 27.94 | 39 |
| 11/18/2007 | 16.51 | 38 |
| 11/19/2007 | 22.29 | 38 |
| 11/20/2007 | 30.48 | 38 |
| 11/21/2007 | 40.50 | 37 |
| 11/22/2007 | 43.29 | 37 |

|                      |          |       |
|----------------------|----------|-------|
| Predicted            | 7/1/2008 | 29.63 |
| (Based on LAQM.TG03) | 7/1/2009 | 29.26 |
|                      | 7/1/2010 | 28.93 |
|                      | 7/1/2011 | 28.71 |
|                      | 7/1/2012 | 28.52 |

For inspection purposes only.  
 Consent of copyright owner required for any other use.

For inspection purposes only.  
Consent of copyright owner required for any other use.

**Background PM10**

| <b>Year</b>  | <b>Primary<br/>(<math>\mu\text{g}/\text{m}^3</math>)</b> | <b>Secondary<br/>(<math>\mu\text{g}/\text{m}^3</math>)</b> | <b>Residual<br/>(<math>\mu\text{g}/\text{m}^3</math>)</b> |
|--|--|--|---|
| <b>Year 2007<br/>(<math>\mu\text{g}/\text{m}^3</math>)</b> | <b>12.7<br/>42%</b>                                      | <b>4.3<br/>14%</b>   | <b>13<br/>44%</b>   |
| <b>Year 2008<br/>(<math>\mu\text{g}/\text{m}^3</math>)</b> | <b>12.44<br/>42%</b>                                     | <b>4.19<br/>14%</b>  | <b>13<br/>44%</b>   |
| <b>Year 2009<br/>(<math>\mu\text{g}/\text{m}^3</math>)</b> | <b>12.19<br/>42%</b>                                     | <b>4.07<br/>14%</b>  | <b>13<br/>44%</b>   |
| <b>Year 2010<br/>(<math>\mu\text{g}/\text{m}^3</math>)</b> | <b>11.97<br/>41%</b>                                     | <b>3.96<br/>14%</b>  | <b>13<br/>45%</b>   |
| <b>Year 2011<br/>(<math>\mu\text{g}/\text{m}^3</math>)</b> | <b>11.81<br/>41%</b>                                     | <b>3.9<br/>14%</b>   | <b>13<br/>45%</b>   |
| <b>Year 2012<br/>(<math>\mu\text{g}/\text{m}^3</math>)</b> | <b>11.69<br/>41%</b>                                     | <b>3.83<br/>13%</b>  | <b>13<br/>46%</b>   |

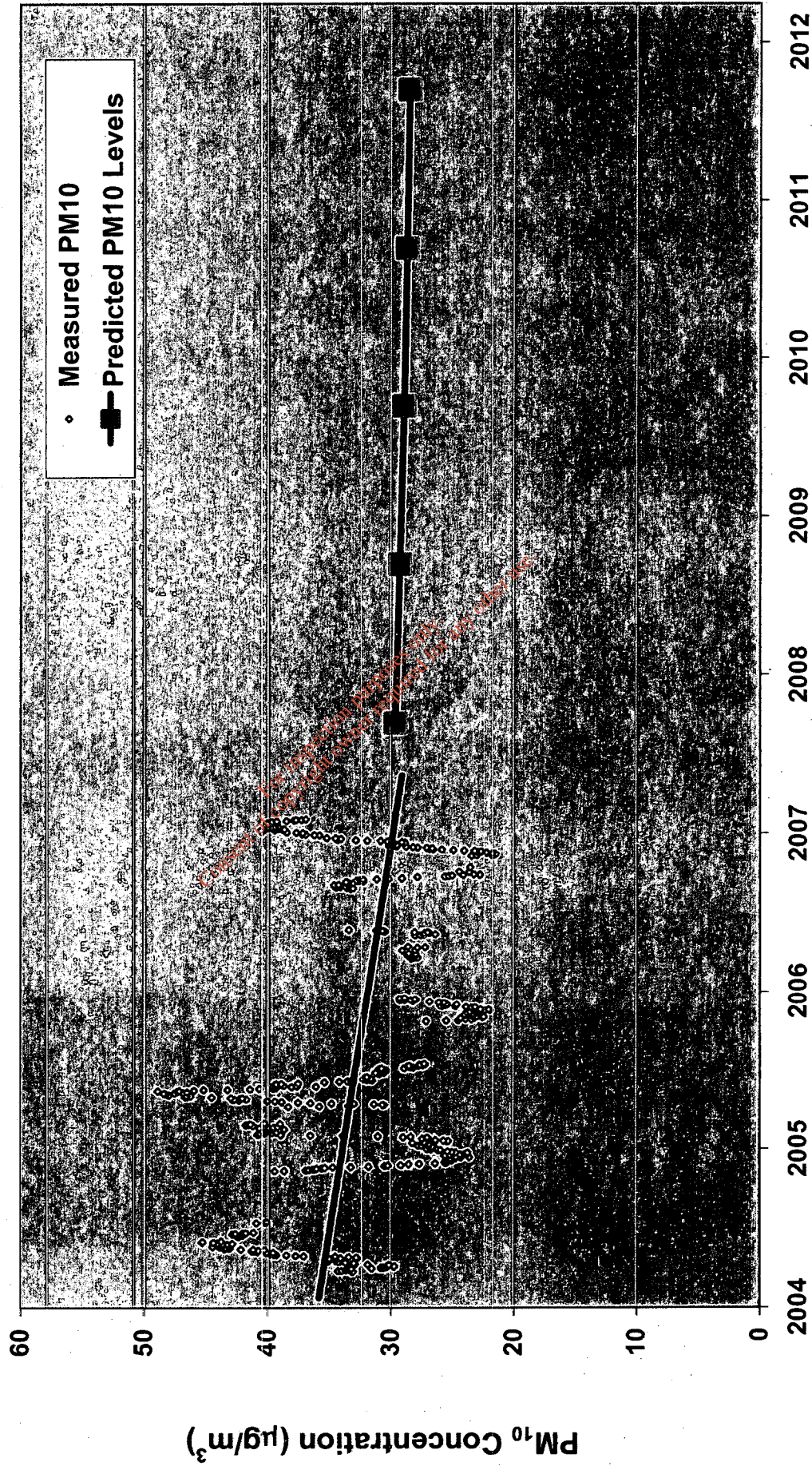
*For inspection purposes only. Consent of copyright owner required for any other use.*

**Cumulative  
Additional Traffic**      0.3  
   0.1

|              |  |
|--------------|--|
| <b>Total</b> | <b>28.92<br/>(<math>\mu\text{g}/\text{m}^3</math>)</b> |
|--------------|--|


For inspection purposes only.  
Consent of copyright owner required for any other use.

# PM<sub>10</sub> Monthly Running Average 2004 - 2007 & Predicted Levels 2008 - 2012



For inspection purposes only.  
Consent of copyright owner required for any other use.






*For inspection purposes only.  
Consent of copyright owner required for any other use.*

PM<sub>2.5</sub> / PM<sub>10</sub>  
Ratio  
57.8

For inspection purposes only.  
Consent of copyright owner required for any other use.



1e153 e e r m  
4-Nov-07  
3-Nov-07  
2-Nov-07  
1-Nov-07  
31-Oct-07  
30-Oct-07  
29-Oct-07  
27-Oct-07  
26-Oct-07  
25-Oct-07  
24-Oct-07  
23-Oct-07  
22-Oct-07  
21-Oct-07  
20-Oct-07  
19-Oct-07

0.31  
0.21  
0.28  
0.09  
0.19  
0.16  
0.14  
0.10  
0.09  
0.12  
0.28  
0.23  
0.24  
0.07  
0.05