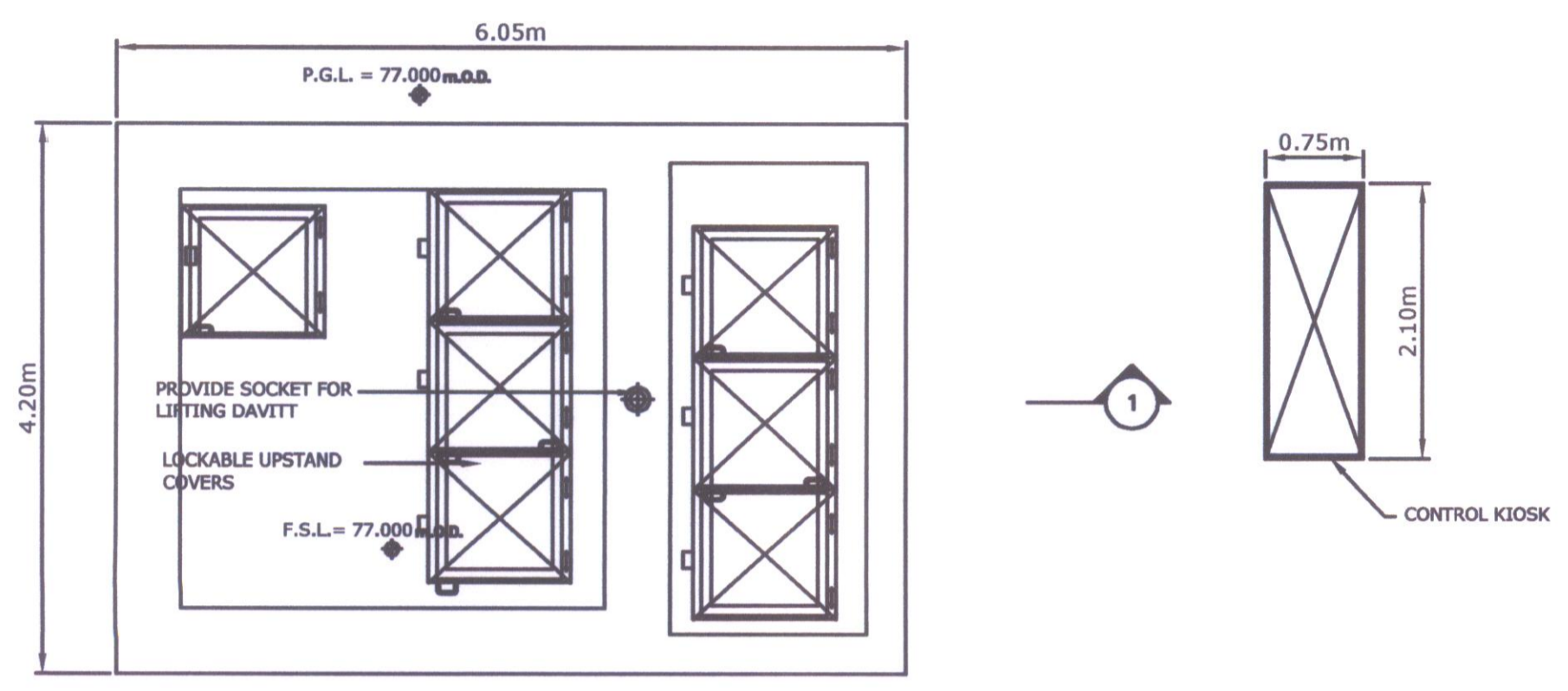
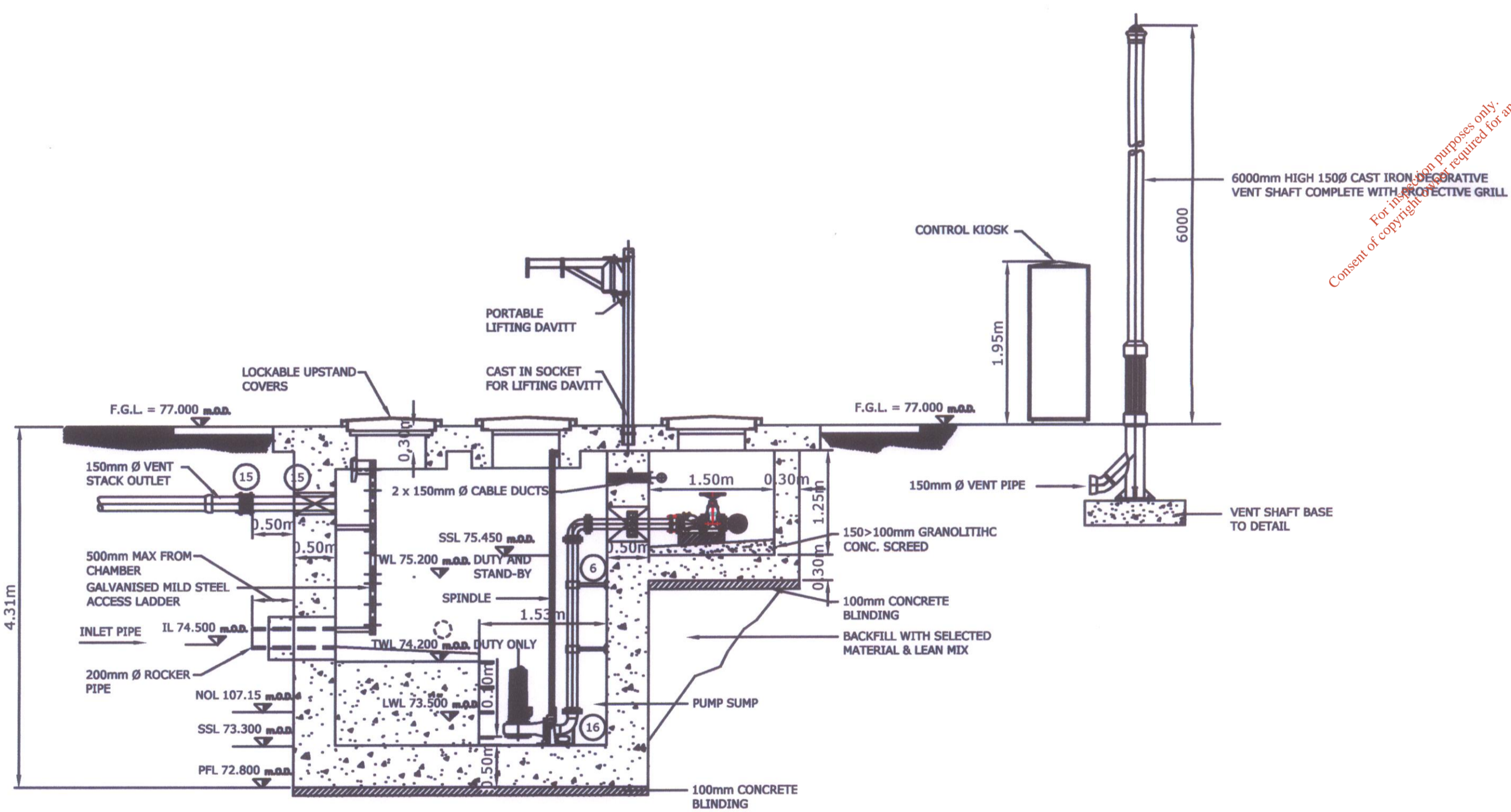


SECTIONAL PLAN ON A-A



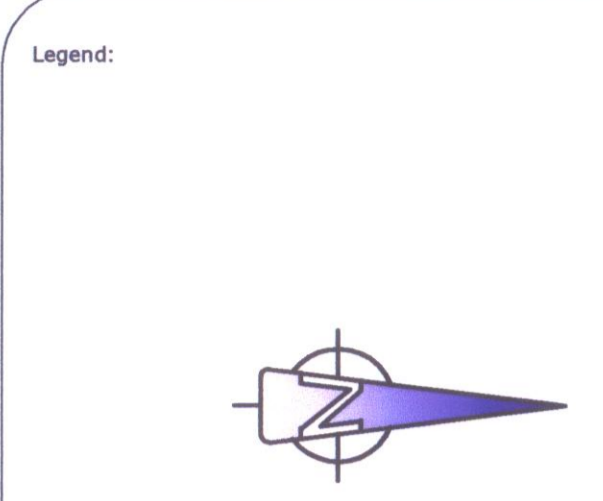
PLAN ON COVER SLAB



SECTIONAL ELEVATION 1-1

PIPEWORK SCHEDULE			
ID	NUMBER	DIA.(mm)	DESCRIPTION
1	3	100	CAP TOP GATE VALVE WITH HANDWHEEL
2	1	100	COUPLING
3	2	100	NON-RETURN VALVE
4	2	100	ALL FLANGED TEE
5	1	100	650mm FLANGED/SPIGOT PIPE
6	1	100	4450MM FLANGED PIPE
7	4	100	90° FLANGED BEND
8	1	100	250mm FLANGED/SPIGOT PIPE
9	2	100	1000mm FLANGED/SPIGOT PIPE
10	1	100	1300mm FLANGED/SPIGOT PIPE
11	2	100	600mm FLANGED PIPE
12	3	100	FLANGE ADAPTOR
13	2	150	COUPLING
14	1	150	900mm FLANGE/SPIGOT PIPE
15	1	150	150/100mm DIA. FLANGED TAPER
16	1	150	90° DUCKFOOT BEND

No part of this document may be re-produced or transmitted in any form or stored in any retrieval system of any nature without the written permission of the Consulting Engineer as copyright holder except as agreed for use on the project for the document was originally issued.



NOTE: Ordnance Survey Ireland Licence No. EN001602  
(© Ordnance Survey Ireland Government of Ireland)

- Notes:
- Figured Dimensions only to be taken from this drawing.
  - All Drawings to be checked by the Contractor on site.
  - Engineer to be informed of any discrepancies before any work commences.
  - All levels relate to Ordnance Survey Datum at Malin Head.

29 SEP 2005


suffix	revisions	date	int.
Client			



Project: KILSHANE CROSS RECYCLING PARK

Drawing Title: FOUL PUMPING STATION DETAILS

Scale: 1:50 @ A1  
 Drawn by: Colin Peacock  
 Checked by: [Signature]  
 Date: September 2005  
 ENGINEER IN CHARGE: Sean Finlay



Drawing No. 1234/01/313