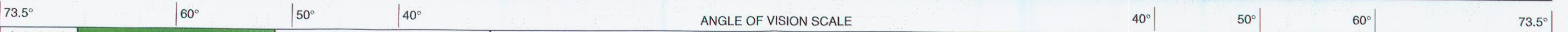




VIEW AS PROPOSED post construction
Planting heights shown are 1 to 5m




VIEW AS EXISTING



EPA Egon 25/07/2013 14:43



VIEW AS PROPOSED post construction
Planting heights shown are 1 to 5m



VIEW AS EXISTING

73.5° | 60° | 50° | 40° | ANGLE OF VISION SCALE | 40° | 50° | 60° | 73.5°

EPA Esplan 25/07/2013 14:42



VIEW AS PROPOSED post construction
Planting heights shown are 1 to 5m



VIEW AS EXISTING

73.5° | 60° | 50° | 40° | ANGLE OF VISION SCALE | 40° | 50° | 60° | 73.5°

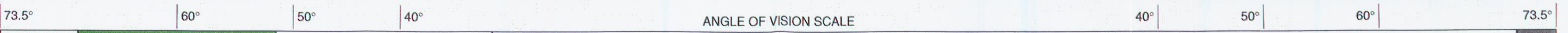


For proposed planting only
Colors of original view shown for any other use

VIEW AS PROPOSED post construction
Planting heights shown are 1 to 5m



VIEW AS EXISTING



EPA Expon 25-07-2013 14:42