



VIEW AS PROPOSED post construction
Planting heights shown are 1 to 5m



VIEW AS EXISTING

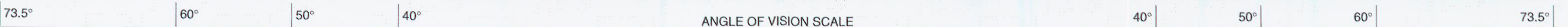
73.5° | 60° | 50° | 40° | ANGLE OF VISION SCALE | 40° | 50° | 60° | 73.5°



VIEW AS PROPOSED post construction
Planting heights shown are 1 to 5m




VIEW AS EXISTING



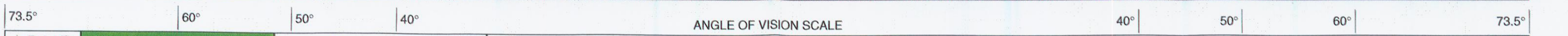
EPA Esplanade 25/07/2013 14:14




VIEW AS PROPOSED post construction
Planting heights shown are 1 to 5m



VIEW AS EXISTING



EPA Espon 25/07/2013 14:14



VIEW AS PROPOSED after 5 years
Planting heights shown are 5 to 10m

VIEW AS PROPOSED post construction
Planting heights shown are 1 to 5m



VIEW AS EXISTING

73.5° | 60° | 50° | 40° ANGLE OF VISION SCALE 40° | 50° | 60° | 73.5°