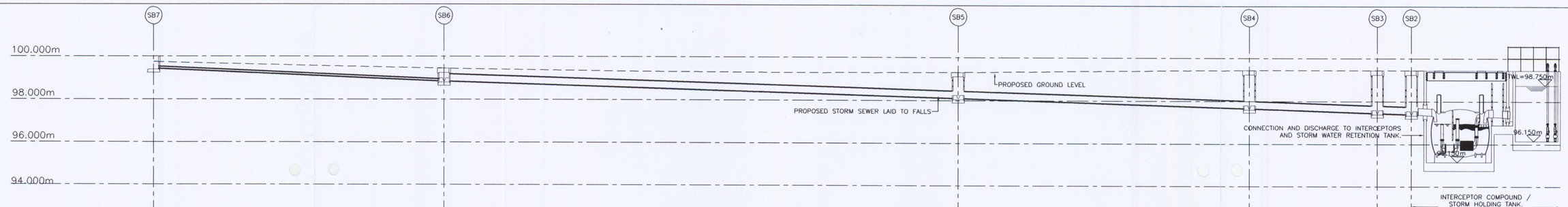

DATUM = 92.000m

	100mmø @ 1:57	350mmø @ 1:80	350mmø @ 1:77	350mmø @ 1:70	350mmø @ 1:80	INTERCEPTOR COMPOUND / STORM HOLDING TANK. REFER TO DRAWING NUMBER 04409-317 FOR DETAILS
CHAINAGE	0.00	34.00	94.00	128.00	143.00	147.00
EXISTING GROUND LEVEL	99.750	99.450	99.320	99.450	99.450	99.450
PROPOSED INVERT LEVELS	99.450	98.850	98.100	97.662	97.450	97.400

LONGITUDINAL SECTION OF SB7 TO COMPOUND
HORZ: 1:250, VERT: 1:100

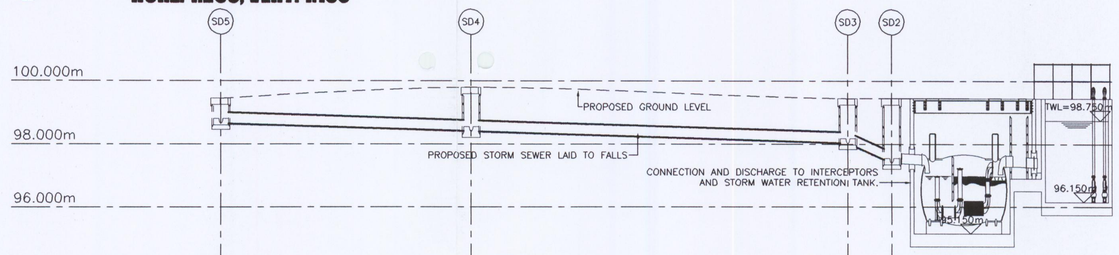

DATUM = 92.000m

	350mmø @ 1:80	350mmø @ 1:80	350mmø @ 1:5.5	INTERCEPTOR COMPOUND / STORM HOLDING TANK. REFER TO DRAWING NUMBER 04409-317 FOR DETAILS
CHAINAGE	0.00	20.00	50.00	53.50
EXISTING GROUND LEVEL	99.260	99.800	99.450	99.450
PROPOSED INVERT LEVELS	98.660	98.410	98.035	97.400

LONGITUDINAL SECTION OF SD5 TO COMPOUND
HORZ: 1:250, VERT: 1:100

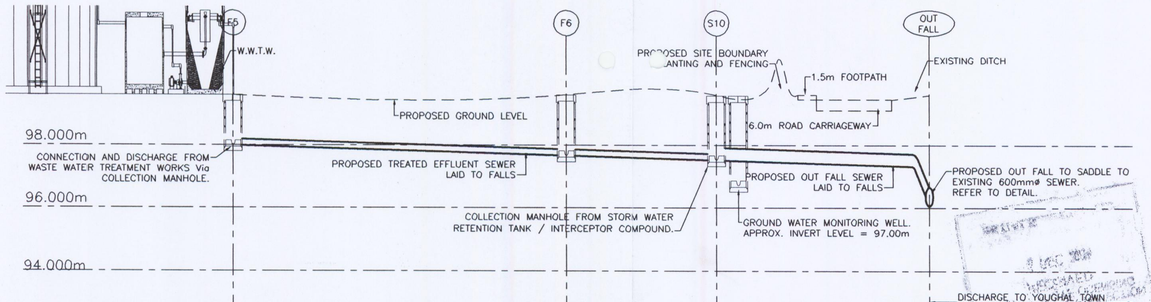

DATUM = 92.000m

	200mmø @ 1:80	200mmø @ 1:80	400mmø @ 1:77		DISCHARGE TO YOUGHAL TOWN COUNCIL OUTFALL SEWER
CHAINAGE	0.00	26.50	38.50		55.50
EXISTING GROUND LEVEL	99.450	99.450	99.450		99.600
PROPOSED INVERT LEVELS	98.000	97.669	99.519	97.300	96.050

LONGITUDINAL SECTION OF W.W.T.W. TO OUT FALL
HORZ: 1:250, VERT: 1:100

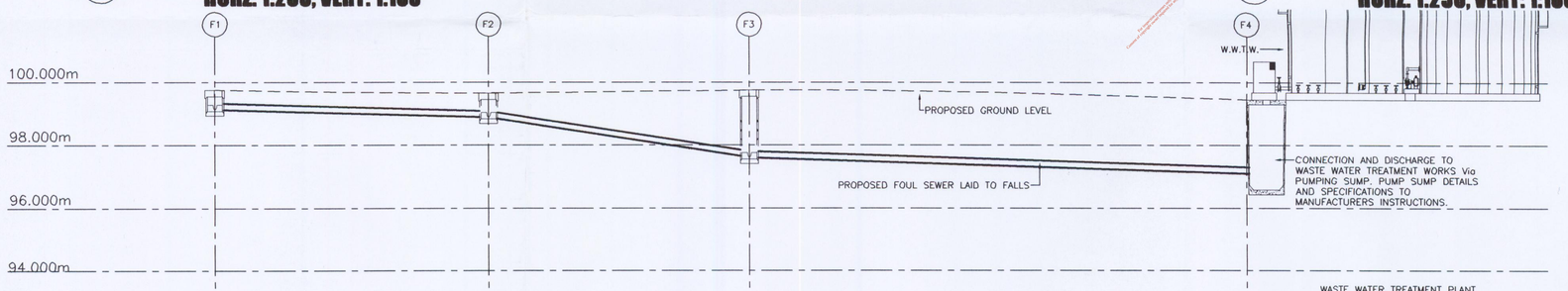

DATUM = 92.000m

	200mmø @ 1:88	200mmø @ 1:16.5	200mmø @ 1:80	WASTE WATER TREATMENT PLANT REFER TO DRAWING NUMBER 04409-318 FOR DETAILS
CHAINAGE	0.00	22.00	43.00	83.00
EXISTING GROUND LEVEL	99.650	99.750	99.750	99.450
PROPOSED INVERT LEVELS	99.137	98.888	97.606	97.106

LONGITUDINAL SECTION OF F1 TO W.W.T.W.
HORZ: 1:250, VERT: 1:100

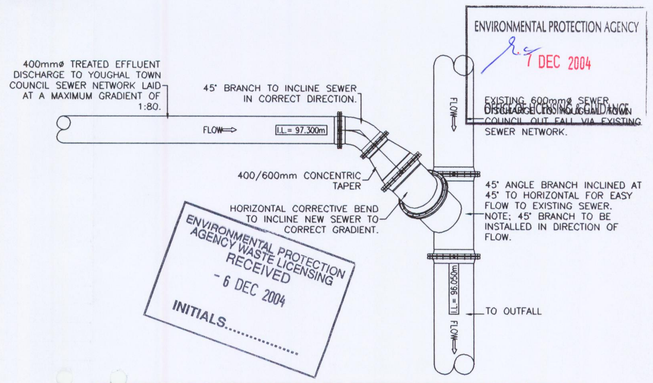

DETAILS OF CONNECTION TO EXISTING YOUGHAL TOWN COUNCIL COMBINED FOUL AND SURFACE WATER SEWER.
Scale 1: 20 (A1)

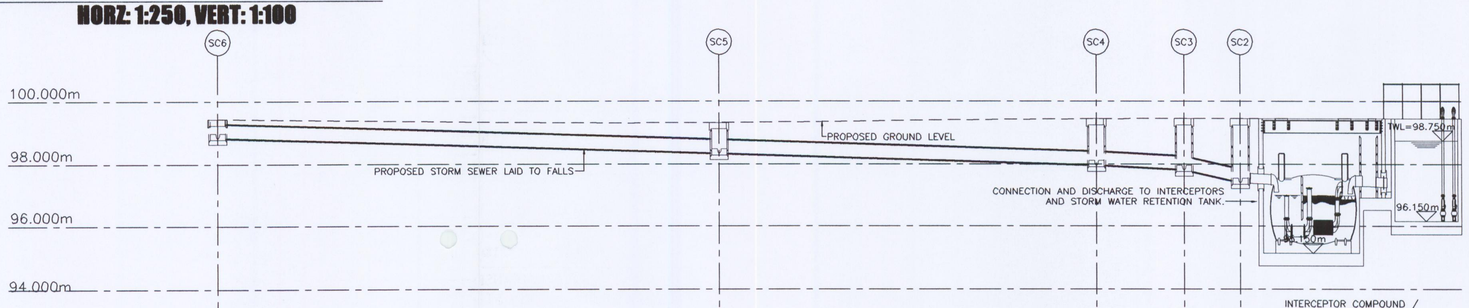

DATUM = 92.000m

	350mmø @ 1:80	350mmø @ 1:80	350mmø @ 1:45	350mmø @ 1:11	INTERCEPTOR COMPOUND / STORM HOLDING TANK. REFER TO DRAWING NUMBER 04409-317 FOR DETAILS
CHAINAGE	0.00	40.00	70.00	77.00	81.50
EXISTING GROUND LEVEL	99.440	99.320	99.450	99.450	99.450
PROPOSED INVERT LEVELS	98.840	98.340	97.965	97.810	97.400

LONGITUDINAL SECTION OF SC6 TO COMPOUND
HORZ: 1:250, VERT: 1:100

DRAWING STATUS
ISSUED FOR PLANNING

CLIENT
AVR
A V R - ENVIRONMENTAL SOLUTIONS Ltd.

PROPOSED WASTE RECOVERY/TRANSFER AND SLUDGE DRYING FACILITY AT FOXHOLE, YOUGHAL Co. CORK.

APPENDIX

DRAWING TITLE
LONGITUDINAL SECTION THROUGH SEWER NETWORK.

No	DATE	REVISION	BY	No	DATE	REVISION	BY
A	30.11.04	ISSUED FOR PLANNING	CO'S				

DRAWN	CO'S	CLIENT FILE No.	
DESIGNED	EO	DATE	MAY '04
APPROVED	FG	SCALE	As Shown(A1)
CLIENT APPROVAL			

FINBARR GANNON & CO. LTD.
CONSULTING ENGINEERS
St. PATRICK'S HOUSE, LOWER GLANMIRE ROAD, CORK.
TEL 021-4508424 FAX 021-4509104 E-MAIL office@fgcl.ie

FGCL FILE No.	04/409
CAD FILE NAME	04409-324dwg
DRAWING NUMBER	04409-324
REV.	A